



MARKET DAILY

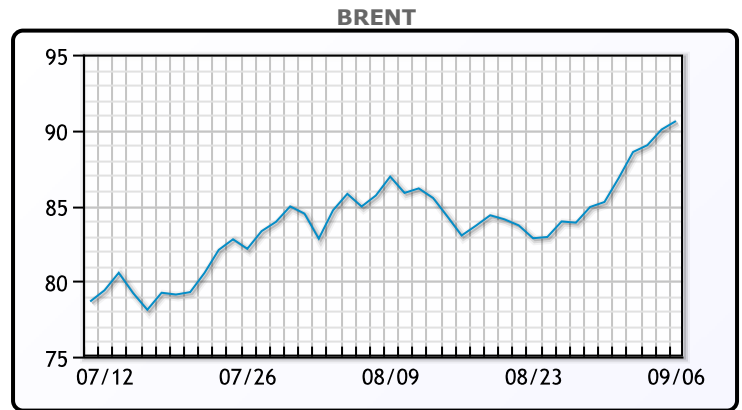
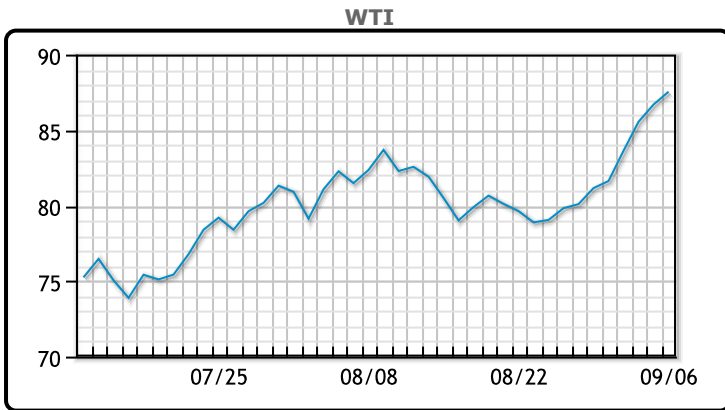
<https://www.pflpetroleum.com>
 1865 Veterans Park Dr. Suite 303
 Naples, Florida 34109
 Phone: 239-390-2885
 Fax: 239-949-0611
 Sep 6, 2023 9:05 PM

Major Energy Futures		
	Settle	Change
Brent	90.6	0.56
Gas Oil	930.75	-21
Natural Gas	2.51	-0.072
RBOB	260.14	2.04
ULSD	319.27	-2.69
WTI	87.54	0.85

Market Commentary

Oil prices settled higher on Wednesday, reversing early declines as traders anticipated further draws on U.S. crude oil inventory following extended production cuts in Saudi Arabia and Russia. "We have pretty low crude supplies in the U.S., with several weeks of big crude oil draws pushing prices up," said Bob Yawger, director of energy futures also at Mizuho. Reflecting near-term supply concerns, front-month Brent futures traded near nine-month highs at \$4.13 a barrel above prices in six months. The equivalent spread for U.S. WTI futures was as much as \$4.88 a barrel, also near nine-month highs. WTI traded up \$.85 to close at \$87.54. Brent traded up \$.56 to close at \$90.60.

Crude & Product Markets

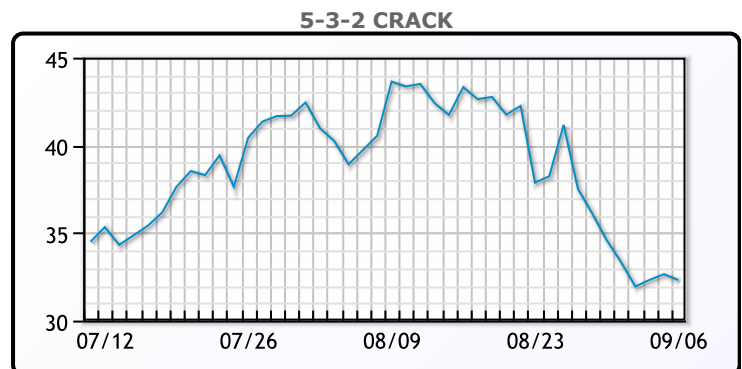
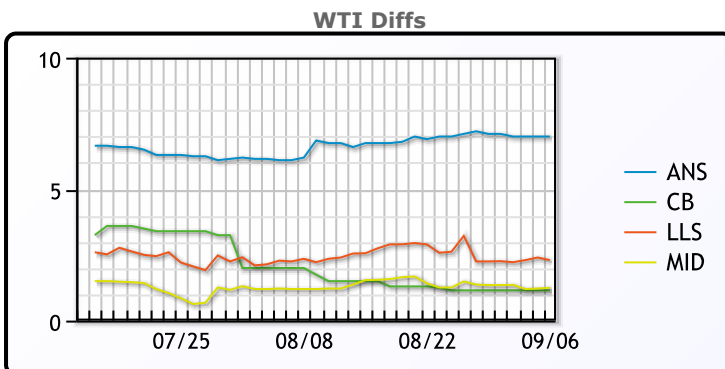


CRUDE

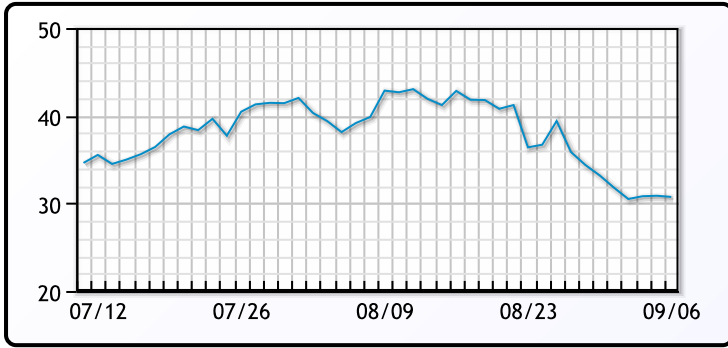
	Last	Week Ago	Month Ago
ANS	94.54	88.73	89.02
BLS	88.69	82.78	84.82
LLS	89.84	87.85	85.17
Mid	88.79	86.75	84.02
WTI	87.54	81.63	82.82

PRODUCTS

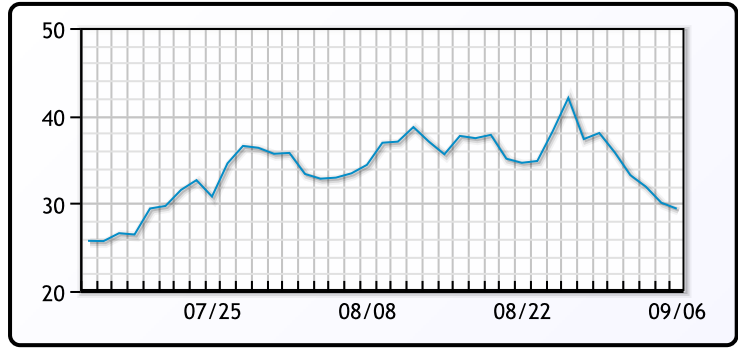
	Last	Week Ago	Month Ago
Gulf RBOB	2.5361	2.5672	2.7906
Gulf ULSD	3.1317	3.055	2.9957
NYH RBOB	2.8214	2.8477	2.8146
NYH ULSD	3.2196	3.14	3.0697
USGC 3%	84.625	80.625	80.125



3-2-1 Crack



Gulf 3-2-1 Crack



NGLs

MB

	Last	Week Ago	Month Ago
Butane	64.3	61.4	64.1
IsoButane	94.1	100.5	105.1
Natural Gasoline	167.8	157.5	153.8
Propane	73.4	67.9	74.5

CONWAY

	Last	Week Ago	Month Ago
Butane	87.5	84.3	87
IsoButane	107.5	108	107.5
Natural Gasoline	174	162.5	164
Propane	73	66.6	73

MB NON

	Last	Week Ago	Month Ago
Butane	89.3	86.4	89.1
IsoButane	94.1	100.5	105.1
Natural Gasoline	167.8	157.5	153.5
Propane	73.4	67.9	73.5

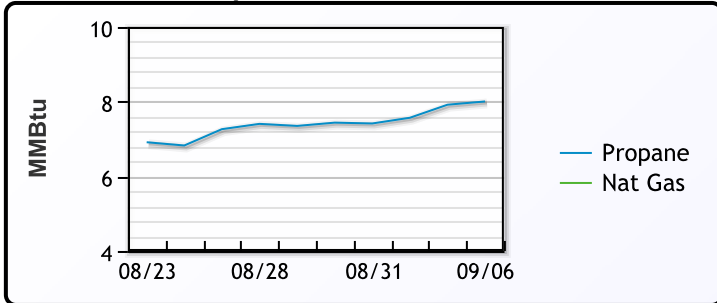
EDMONTON

	Last	Week Ago	Month Ago
Propane	58	49.1	58

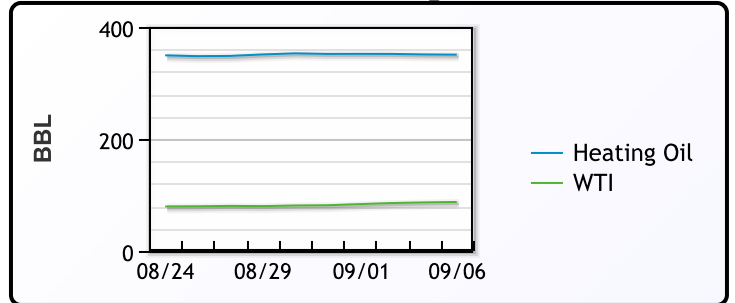
SARNIA

	Last	Week Ago	Month Ago
Propane	86.5	80.8	87

Propane MT.B Tet vs Nat Gas



WTI vs Heating Oil



FX

	Last	Change
CAD	1.3641	0.0005
DXY	104.889	0.028
Gold	1917.39	0.83

RATES

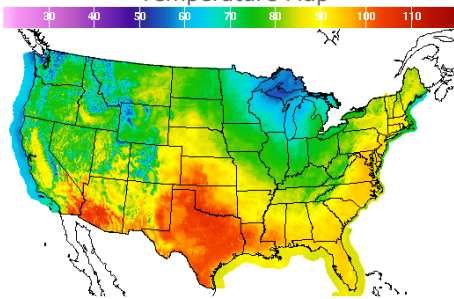
	Last	Change
US 2yr	5.0183	0.0021
US 10yr	4.2896	0.0099
CAN 10yr	3.688	-0.005

EQUITIES

	Last	Change
Nasdaq	13872.47	-148.48
TSX	1211.789	-11.469
S&P 500	4465.48	-31.35

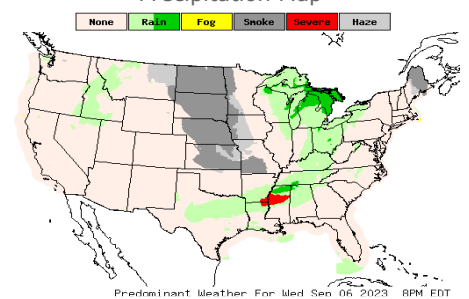
Weather Data

Temperature Map



City	HIGH °F	LOW °F
Calgary	63	43
Conway	68	46
Cushing	94	63
Denver	85	61
Houston	101	81
Mont Belvieu	97	80
Sarnia	83	70
Williston	78	52

Precipitation Map



This report has been prepared by PFL Petroleum Limited personnel for your information only and the views expressed are intended to provide market commentary and are not recommendations. This report is not an offer to sell or a solicitation of any offer to buy any security. The information contained herein has been compiled by PFL from sources believed to be reliable, but no representation or warranty, express or implied, is made by PFL Petroleum Limited, its affiliates or any other person as to its accuracy, completeness or correctness. Copyright 2017 PFL Petroleum Limited. All Rights Reserved