



MARKET DAILY

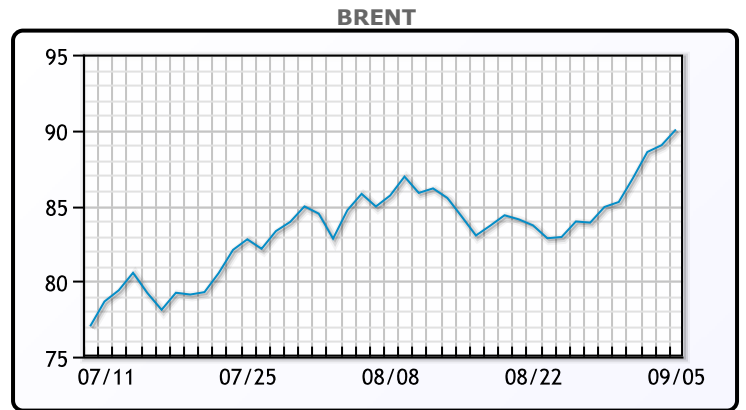
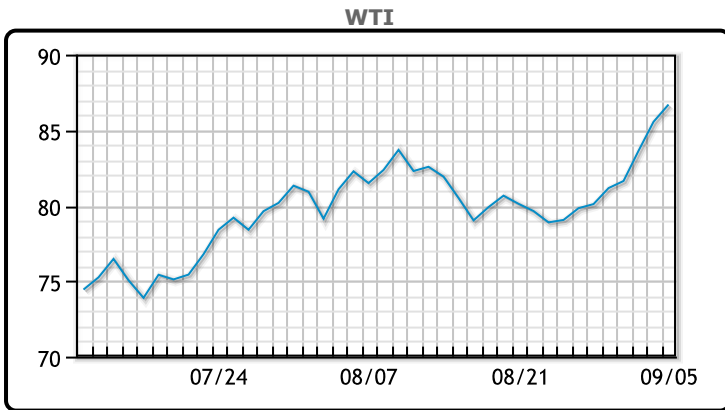
<https://www.pflpetroleum.com>
 1865 Veterans Park Dr. Suite 303
 Naples, Florida 34109
 Phone: 239-390-2885
 Fax: 239-949-0611
 Sep 5, 2023 6:39 PM

Major Energy Futures		
	Settle	Change
Brent	90.04	1.04
Gas Oil	951.75	6.25
Natural Gas	2.582	-0.183
RBOB	258.1	-1.02
ULSD	321.96	11.46
WTI	86.69	1.14

Market Commentary

Oil prices rallied today hitting new highs for 2023 as Saudi Arabia and Russia extended their voluntary supply cuts through the end of year. Analysts had largely expected the group to continue the cuts for another month through October but through the end up the year was a supply shock to the upside. "This is a clear indication that oil prices trump volume (for Saudi Arabia)," said Jorge Leon, senior vice president at Rystad Energy. "These bullish moves significantly tighten the global oil market and can only result in one thing: higher oil prices worldwide," Leon added. Front month Brent and WTI contracts are now at their steepest premium to later dated contracts since November. WTI traded up \$1.14 or 1.3% to close at \$86.69. Brent traded up \$1.04 or 1.2% to close at \$90.04.

Crude & Product Markets

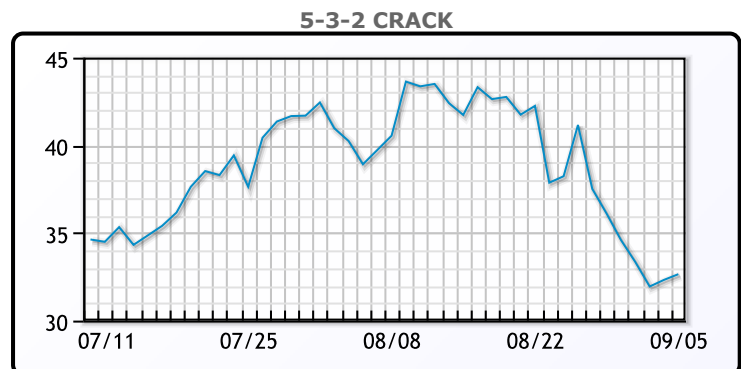
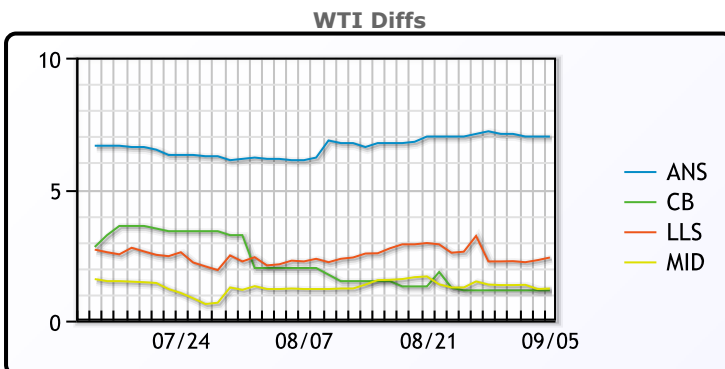


CRUDE

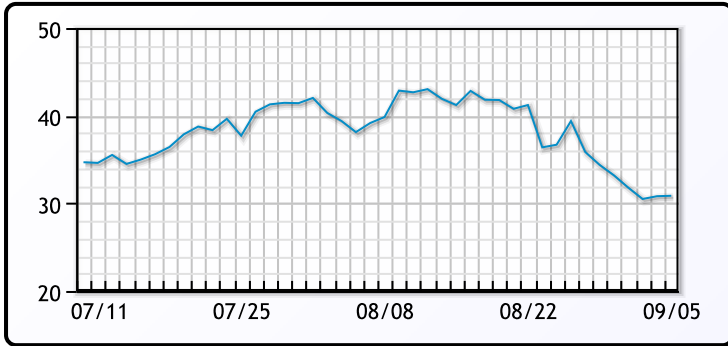
	Last	Week Ago	Month Ago
ANS	93.69	88.26	89.02
BLS	87.84	82.31	84.82
LLS	89.09	85.85	85.17
Mid	87.91	84.99	84.02
WTI	86.69	81.16	82.82

PRODUCTS

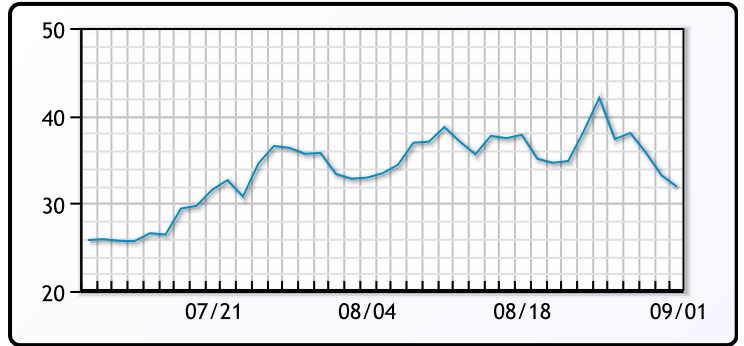
	Last	Week Ago	Month Ago
Gulf RBOB	2.5345	2.5484	2.7906
Gulf ULSD	3.1651	3.0741	2.9957
NYH RBOB	2.8085	2.8184	2.8146
NYH ULSD	3.2521	3.1131	3.0697
USGC 3%	83.875	80.875	80.125



3-2-1 Crack



Gulf 3-2-1 Crack



NGLs

MB

	Last	Week Ago	Month Ago
Butane	87	80.5	83.75
IsoButane	98.5	99	107.25
Natural Gasoline	166	156.8	153.8
Propane	73.75	68.25	74.5

CONWAY

	Last	Week Ago	Month Ago
Butane	89	84	86.5
IsoButane	110	106	108
Natural Gasoline	172	160	163.5
Propane	72.25	67.25	73.25

MB NON

	Last	Week Ago	Month Ago
Butane	91	86	89.25
IsoButane	98.5	99	107.25
Natural Gasoline	166	156.5	153.75
Propane	73.3	68.1	73.5

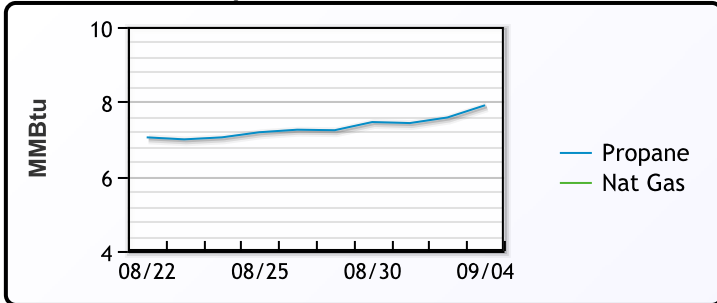
EDMONTON

	Last	Week Ago	Month Ago
Propane	57.5	49.5	58

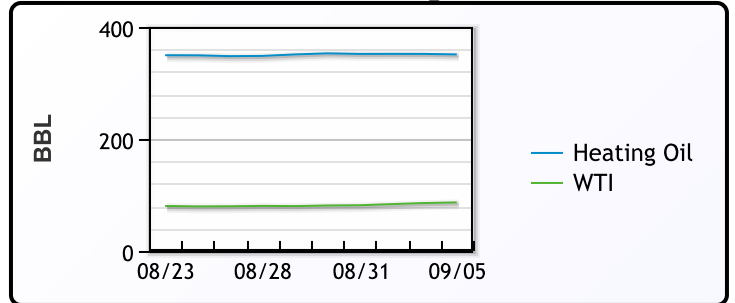
SARNIA

	Last	Week Ago	Month Ago
Propane	86.5	80.5	87

Propane MT.B Tet vs Nat Gas



WTI vs Heating Oil



FX

	Last	Change
CAD	1.364	-0.0002
DXY	104.807	0.571
Gold	1926.4	0.28

RATES

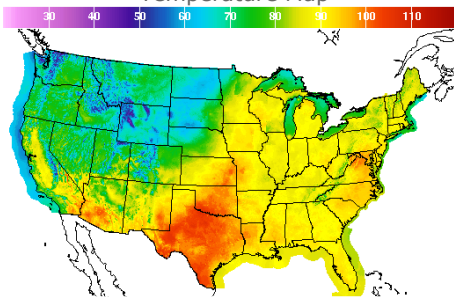
	Last	Change
US 2yr	4.9597	0.0812
US 10yr	4.2598	0.081
CAN 10yr	3.693	0.13

EQUITIES

	Last	Change
Nasdaq	14020.95	-10.86
TSX	1223.258	-8.416
S&P 500	4496.83	-18.94

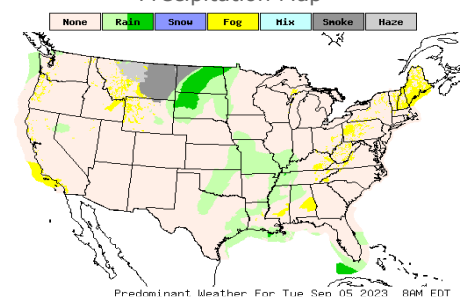
Weather Data

Temperature Map



City	HIGH °F	LOW °F
Calgary	71	43
Conway	69	56
Cushing	104	74
Denver	77	63
Houston	99	82
Mont Belvieu	93	81
Sarnia	87	70
Williston	68	56

Precipitation Map



This report has been prepared by PFL Petroleum Limited personnel for your information only and the views expressed are intended to provide market commentary and are not recommendations. This report is not an offer to sell or a solicitation of any offer to buy any security. The information contained herein has been compiled by PFL from sources believed to be reliable, but no representation or warranty, express or implied, is made by PFL Petroleum Limited, its affiliates or any other person as to its accuracy, completeness or correctness. Copyright 2017 PFL Petroleum Limited. All Rights Reserved