



# MARKET DAILY

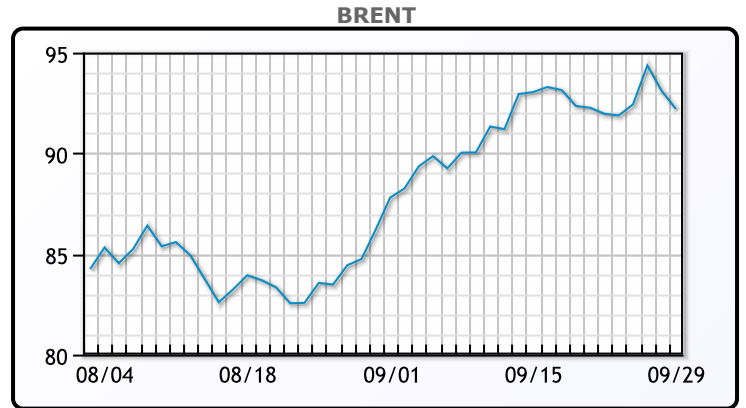
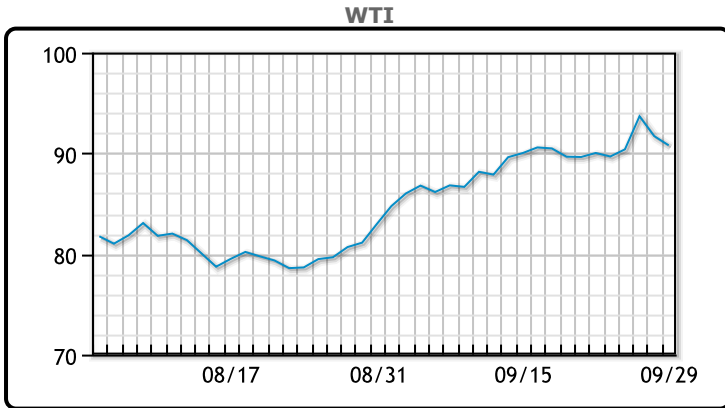
<https://www.pflpetroleum.com>  
 1865 Veterans Park Dr. Suite 303  
 Naples, Florida 34109  
 Phone: 239-390-2885  
 Fax: 239-949-0611  
 Sep 29, 2023 7:12 PM

Major Energy Futures		
	Settle	Change
Brent	95.31	-0.7
Gas Oil	1001.5	24.5
Natural Gas	2.929	0.046
RBOB	239.95	-8.39
ULSD	330.06	0.83
WTI	90.97	-0.92

**Market Commentary**

Oil prices were lower today as investors continued to take profits. The headline number however is prices closed up about 30% on the quarter. Oil and gas activity in three U.S. energy producing states has been rising with the latest jump in prices, according to a survey by the Federal Reserve Bank of Dallas. In July crude production grew to its highest since November of 2019. The OPEC+ ministerial panel meeting will take place on Oct. 4 and there is "increasing probability the voluntary supply cuts by Aramco are reduced," National Australia Bank analysts said in a client note, referring to Saudi Arabia's state oil producer. The supply cuts announced by Saudi Arabia and Russia are expected to dominate oil prices for the remainder of this year. WTI traded down \$.92 to close at \$90.97. Brent traded down \$.07 to close at \$95.31 at expiry.

## Crude & Product Markets

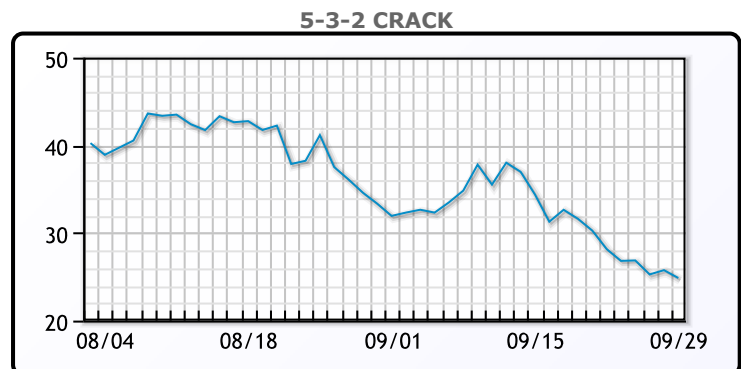
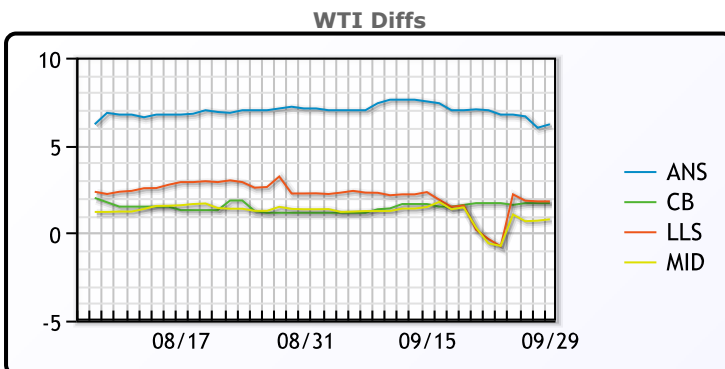


**CRUDE**

	Last	Week Ago	Month Ago
ANS	96.99	98.13	88.26
BLS	92.49	92.83	82.31
LLS	92.59	90.79	83.41
Mid	91.57	90.54	82.51
WTI	90.79	91.13	81.16

**PRODUCTS**

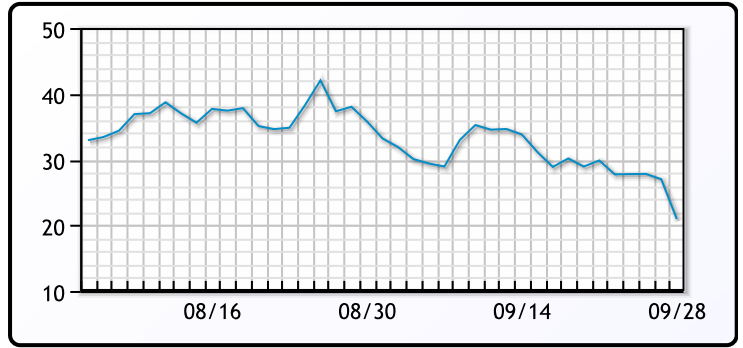
	Last	Week Ago	Month Ago
Gulf RBOB	2.3845	2.4744	2.6015
Gulf ULSD	3.2881	3.2238	3.1355
NYH RBOB	2.3975	2.5718	2.8055
NYH ULSD	3.3661	3.3102	3.2045
USGC 3%	80.625	82.875	80.875



**3-2-1 Crack**



**Gulf 3-2-1 Crack**



**NGLs**

**MB**

	Last	Week Ago	Month Ago
Butane	75.3	72.3	61.5
IsoButane	96.4	95.8	101.1
Natural Gasoline	165.4	169	156.8
Propane	72	71	68.1

**CONWAY**

	Last	Week Ago	Month Ago
Butane	86.6	86.5	84
IsoButane	109	112	107
Natural Gasoline	186.5	192	159
Propane	69.5	68.3	67

**MB NON**

	Last	Week Ago	Month Ago
Butane	87.3	85.8	86.5
IsoButane	96.4	95.8	101.1
Natural Gasoline	165.4	169	156.8
Propane	71.9	70.4	68.1

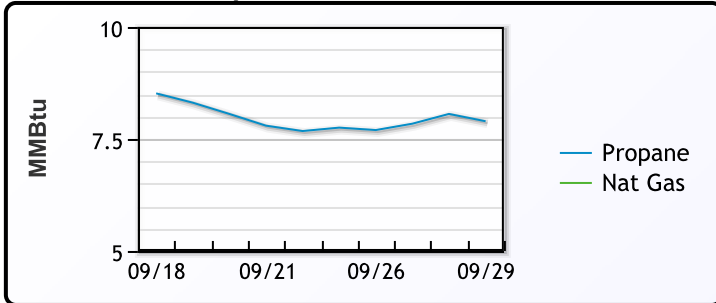
**EDMONTON**

	Last	Week Ago	Month Ago
Propane	52.9	53.3	49.5

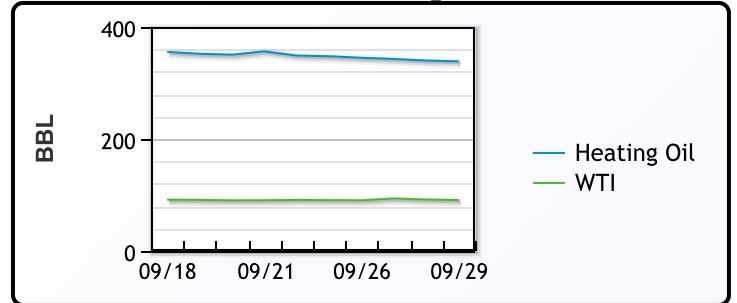
**SARNIA**

	Last	Week Ago	Month Ago
Propane	85	85	80.5

**Propane MT.B Tet vs Nat Gas**



**WTI vs Heating Oil**



**FX**

	Last	Change
CAD	1.3577	0.009
DXY	106.174	-0.05
Gold	1848.63	-16.24

**RATES**

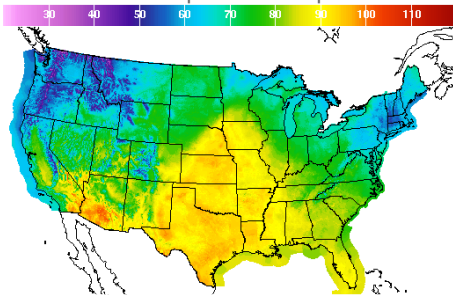
	Last	Change
US 2yr	5.0436	-0.0146
US 10yr	4.5711	-0.0037
CAN 10yr	4.026	-0.046

**EQUITIES**

	Last	Change
Nasdaq	13219.32	18.04
TSX	1172.656	-3.275
S&P 500	4288.05	-11.65

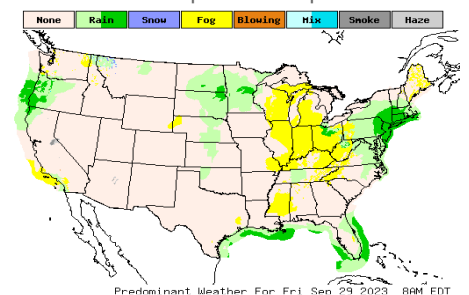
**Weather Data**

**Temperature Map**



City	HIGH °F	LOW °F
Calgary	53	37
Conway	74	57
Cushing	93	70
Denver	81	62
Houston	91	77
Mont Belvieu	90	74
Sarnia	68	57
Williston	72	52

**Precipitation Map**



This report has been prepared by PFL Petroleum Limited personnel for your information only and the views expressed are intended to provide market commentary and are not recommendations. This report is not an offer to sell or a solicitation of any offer to buy any security. The information contained herein has been compiled by PFL from sources believed to be reliable, but no representation or warranty, express or implied, is made by PFL Petroleum Limited, its affiliates or any other person as to its accuracy, completeness or correctness. Copyright 2017 PFL Petroleum Limited. All Rights Reserved