



MARKET DAILY

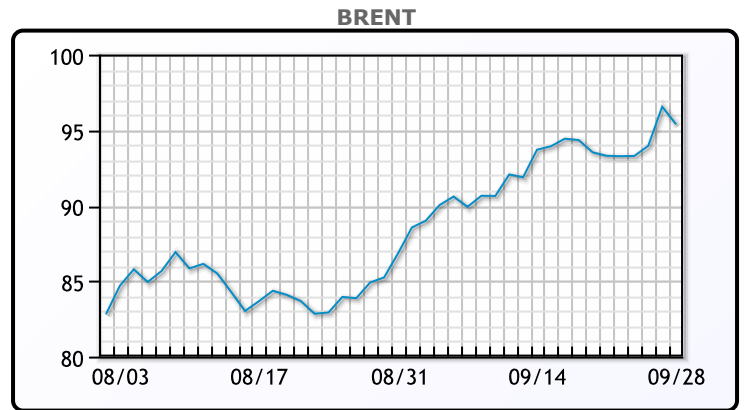
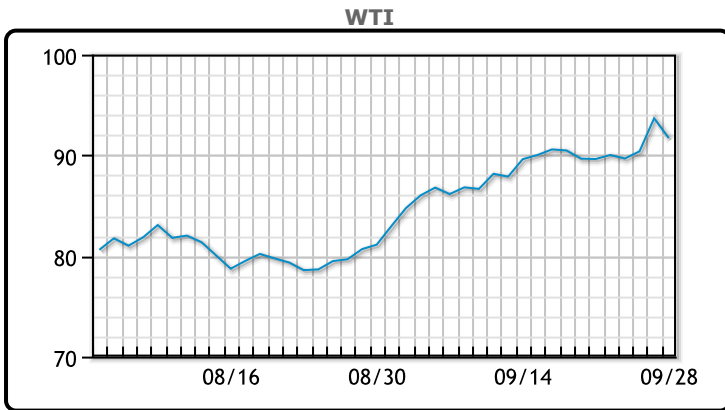
<https://www.pflpetroleum.com>
 1865 Veterans Park Dr. Suite 303
 Naples, Florida 34109
 Phone: 239-390-2885
 Fax: 239-949-0611
 Sep 28, 2023 8:31 PM

Major Energy Futures		
	Settle	Change
Brent	95.38	-1.17
Gas Oil	995.75	24.5
Natural Gas	2.945	0.046
RBOB	250.53	3.64
ULSD	331.8	9.09
WTI	91.71	-1.97

Market Commentary

Oil prices eased about 1% today as traders took profits after prices rose to 10 month highs. Rising interest rate worries are also dragging down sentiment. "Oil was ripe for a pullback. After coming a few dollars short of the \$100 level, energy traders are quickly locking in profits," Edward Moya, senior market analyst at data and analytics firm OANDA, said in a note. The US economy maintained a fairly strong 2.1% pace of growth in the second quarter and is gaining momentum with a resilient labor market driving wage gains. Brent traded down \$1.17 or -1.2% to close at \$95.38. WTI traded down \$1.97 or -2.1% to close at \$91.71.

Crude & Product Markets

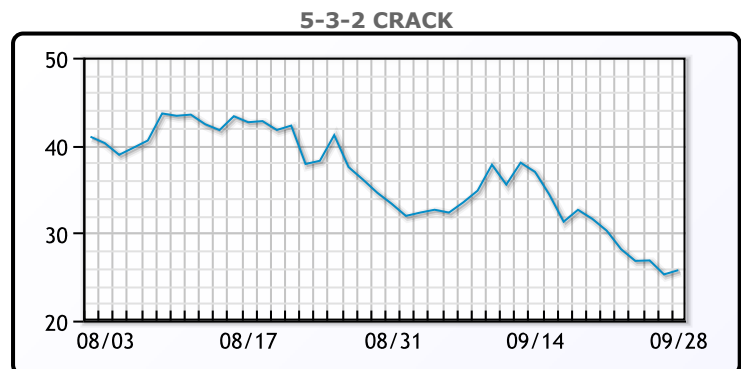
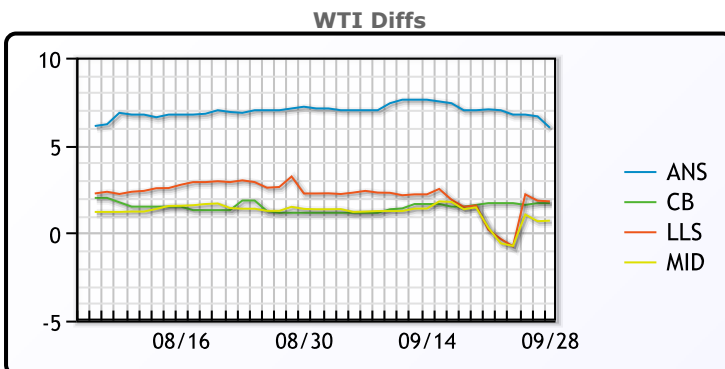


CRUDE

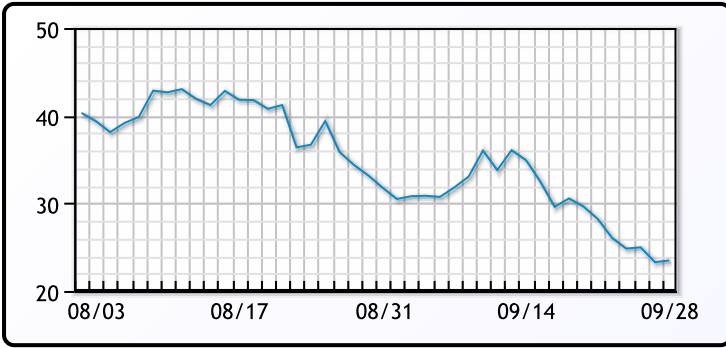
	Last	Week Ago	Month Ago
ANS	97.71	97.48	87.3
BLS	93.41	92.13	81.25
LLS	93.51	90.79	82.35
Mid	92.41	90.54	81.47
WTI	91.71	90.43	80.1

PRODUCTS

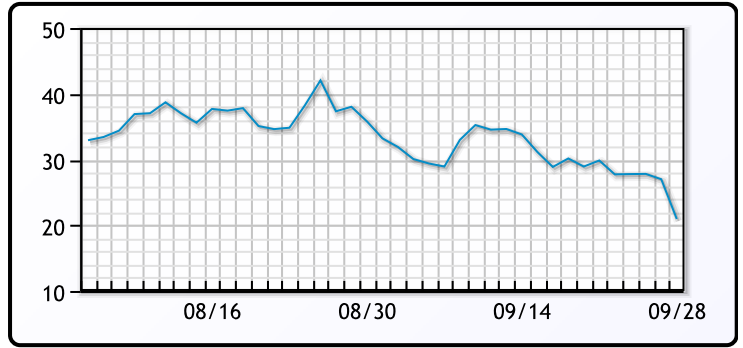
	Last	Week Ago	Month Ago
Gulf RBOB	2.4412	2.4744	2.6079
Gulf ULSD	3.2429	3.2238	3.1336
NYH RBOB	2.5033	2.5718	2.8107
NYH ULSD	3.324	3.3102	3.1937
USGC 3%	82.625	82.375	77.125



3-2-1 Crack



Gulf 3-2-1 Crack



NGLs

MB

	Last	Week Ago	Month Ago
Butane	76.1	69.3	60
IsoButane	96.6	95.8	95
Natural Gasoline	168.5	170.5	154.8
Propane	72.3	70.3	67.3

CONWAY

	Last	Week Ago	Month Ago
Butane	88.1	85.8	84
IsoButane	109	113	105
Natural Gasoline	190	189	160
Propane	68.8	68	66

MB NON

	Last	Week Ago	Month Ago
Butane	88.1	85.8	85
IsoButane	96.6	95.8	95
Natural Gasoline	168.5	170.5	154.8
Propane	72	69.3	66.5

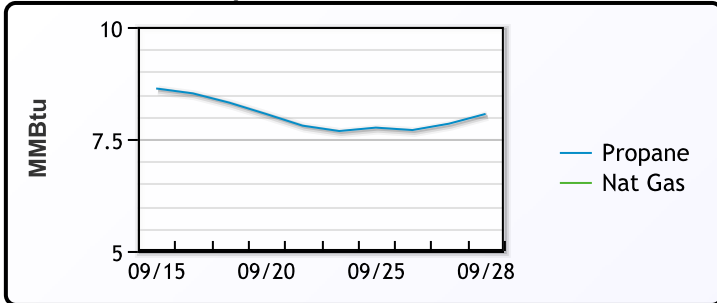
EDMONTON

	Last	Week Ago	Month Ago
Propane	52.8	53.5	47.5

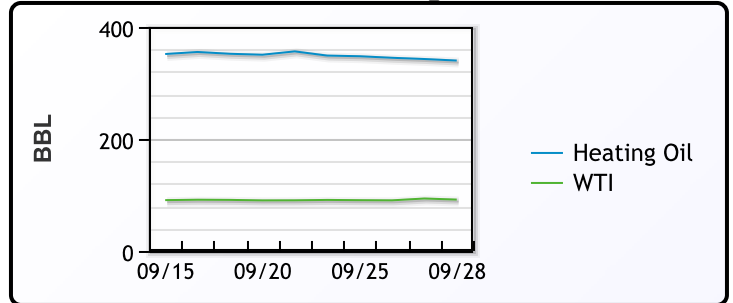
SARNIA

	Last	Week Ago	Month Ago
Propane	85	88.5	80.5

Propane MT.B Tet vs Nat Gas



WTI vs Heating Oil



FX

	Last	Change
CAD	1.3497	0.001
DXY	106.176	-0.048
Gold	1866.67	1.8

RATES

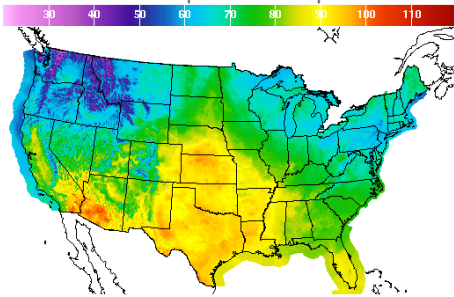
	Last	Change
US 2yr	5.0728	0.0146
US 10yr	4.585	0.0102
CAN 10yr	4.072	-0.021

EQUITIES

	Last	Change
Nasdaq	13201.28	108.43
TSX	1175.931	9.681
S&P 500	4299.7	25.19

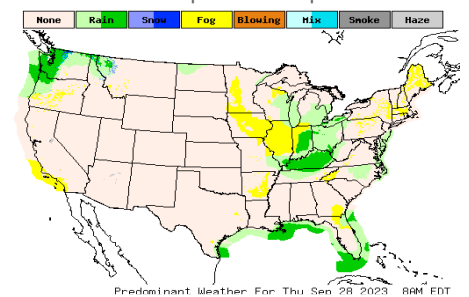
Weather Data

Temperature Map



City	HIGH °F	LOW °F
Calgary	59	40
Conway	72	57
Cushing	93	68
Denver	85	63
Houston	93	76
Mont Belvieu	91	74
Sarnia	66	55
Williston	69	58

Precipitation Map



This report has been prepared by PFL Petroleum Limited personnel for your information only and the views expressed are intended to provide market commentary and are not recommendations. This report is not an offer to sell or a solicitation of any offer to buy any security. The information contained herein has been compiled by PFL from sources believed to be reliable, but no representation or warranty, express or implied, is made by PFL Petroleum Limited, its affiliates or any other person as to its accuracy, completeness or correctness. Copyright 2017 PFL Petroleum Limited. All Rights Reserved