



MARKET DAILY

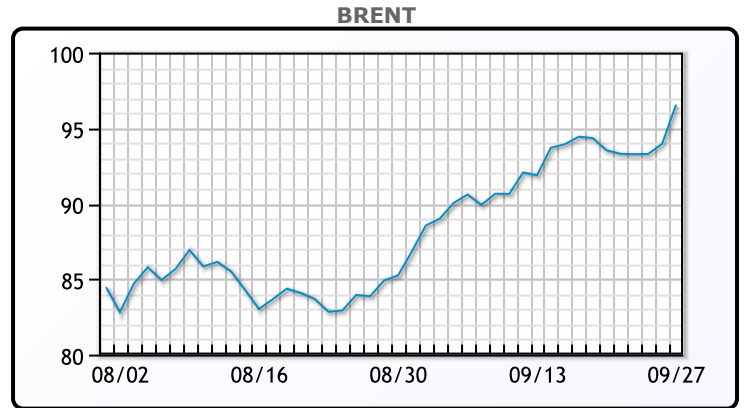
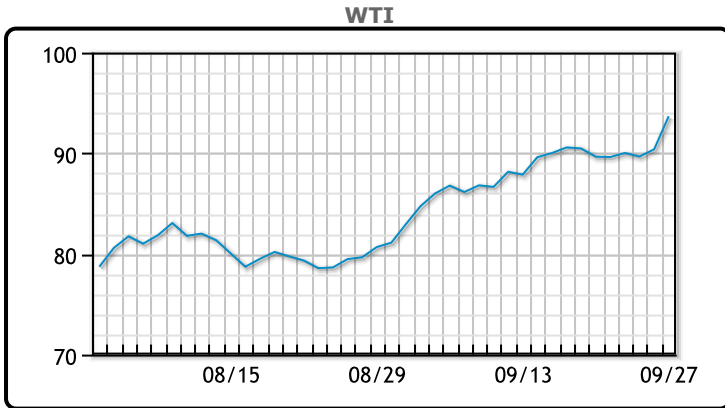
<https://www.pflpetroleum.com>
 1865 Veterans Park Dr. Suite 303
 Naples, Florida 34109
 Phone: 239-390-2885
 Fax: 239-949-0611
 Sep 27, 2023 7:21 PM

Major Energy Futures		
	Settle	Change
Brent	96.55	2.59
Gas Oil	971.25	-10.5
Natural Gas	2.899	0.054
RBOB	259.86	1.83
ULSD	331.47	9.09
WTI	93.68	3.29

Market Commentary

WTI crude futures climbed \$3.29, or 3.6 per cent, to settle at \$93.68/bbl. The session high was over US\$94. Brent crude futures closed up \$2.59, or 2.8 per cent, to close at US\$96.55/bbl. Brent traded above US\$97/bbl during the trading session to the highest settlement in 2023, after a steep drop in U.S. crude stocks compounded worries of tight global supplies. U.S. crude oil stockpiles fell last week, with inventories at the key Cushing, Oklahoma, storage hub dropping to the lowest in over a year, while gasoline and distillate inventories rose, the EIA on Wednesday. Crude inventories fell by 2.2 million bbls in the week ending September 22 to 416.3 million.

Crude & Product Markets

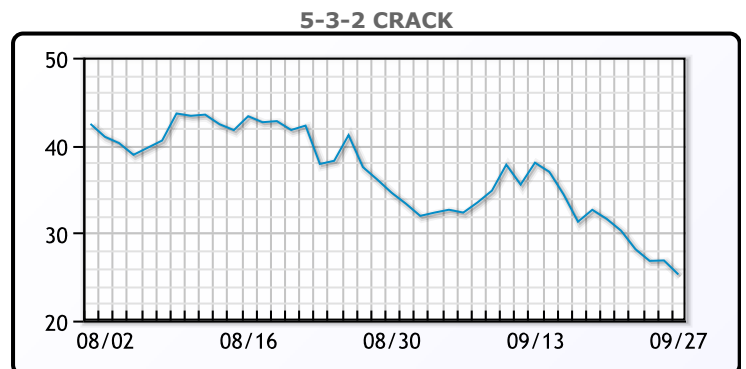
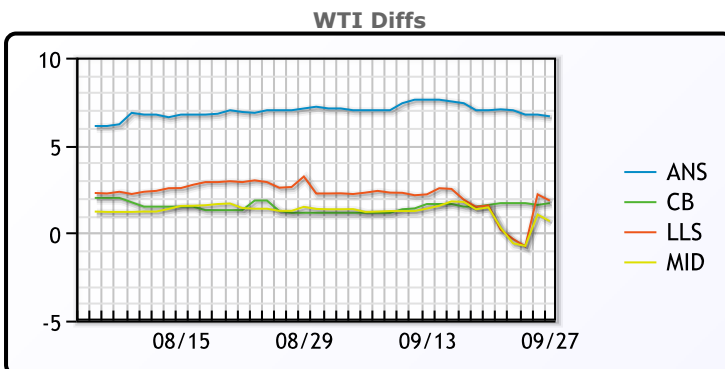


CRUDE

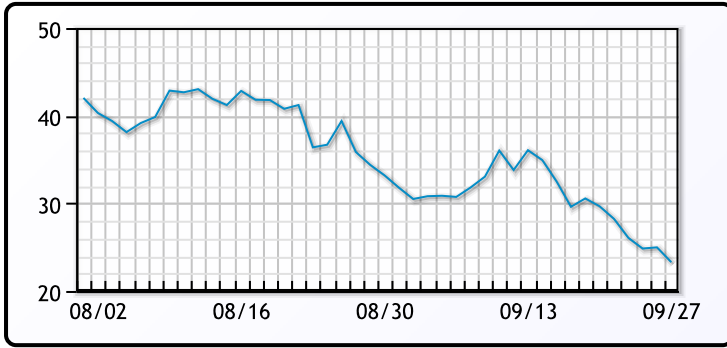
	Last	Week Ago	Month Ago
ANS	100.33	97.28	87.58
BLS	95.38	91.88	81.63
LLS	95.52	90.79	83.7
Mid	94.35	90.54	81.97
WTI	93.68	90.28	80.48

PRODUCTS

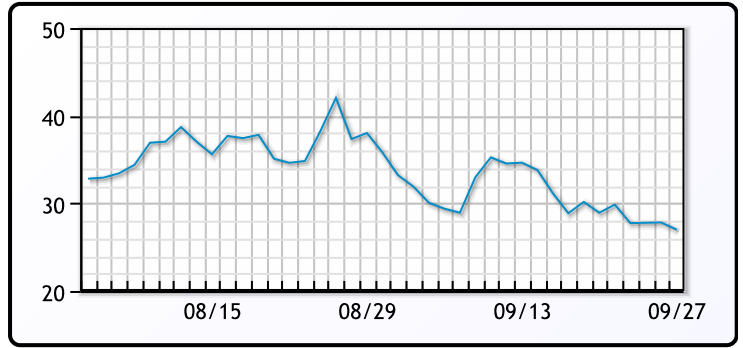
	Last	Week Ago	Month Ago
Gulf RBOB	2.5251	2.4744	2.691
Gulf ULSD	3.2296	3.2238	3.2408
NYH RBOB	2.5981	2.5718	2.8899
NYH ULSD	3.3097	3.3102	3.3145
USGC 3%	83.875	81.625	75.875



3-2-1 Crack



Gulf 3-2-1 Crack



NGLs

MB

	Last	Week Ago	Month Ago
Butane	77.5	70.5	60
IsoButane	98	95	96.8
Natural Gasoline	172.3	170.8	156.3
Propane	73.8	71.4	67.8

CONWAY

	Last	Week Ago	Month Ago
Butane	89.5	87	82.1
IsoButane	109	114	104
Natural Gasoline	193	187	159
Propane	70	69.9	66.3

MB NON

	Last	Week Ago	Month Ago
Butane	89.5	87	85
IsoButane	93	95	96.3
Natural Gasoline	172.3	170.8	156.3
Propane	73.5	70.4	67.5

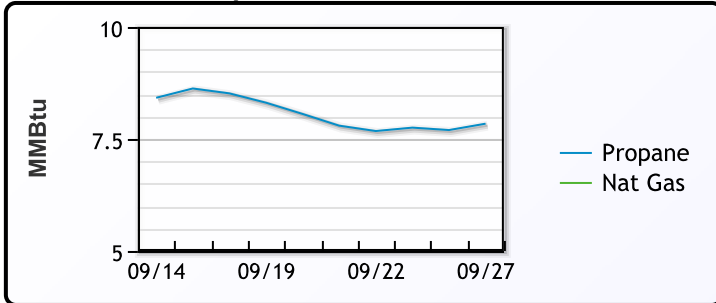
EDMONTON

	Last	Week Ago	Month Ago
Propane	55.5	55.4	48

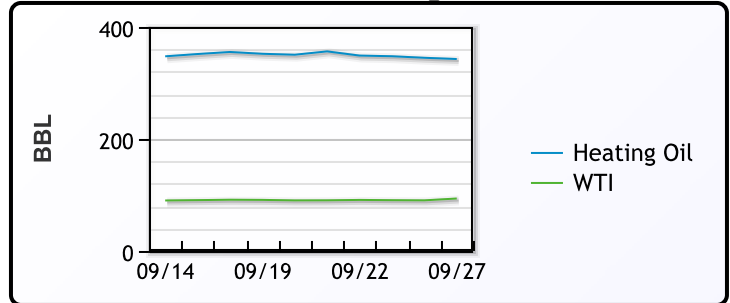
SARNIA

	Last	Week Ago	Month Ago
Propane	80	88.5	78.3

Propane MT.B Tet vs Nat Gas



WTI vs Heating Oil



FX

	Last	Change
CAD	1.35	0.0002
DXY	106.666	0.435
Gold	1877.36	2.24

RATES

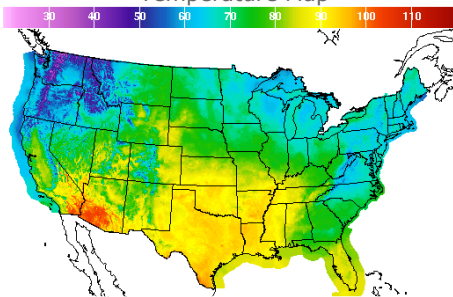
	Last	Change
US 2yr	5.1354	0.0147
US 10yr	4.6075	0.0719
CAN 10yr	4.093	0.073

EQUITIES

	Last	Change
Nasdaq	13092.85	29.24
TSX	1166.25	-7.446
S&P 500	4274.51	0.98

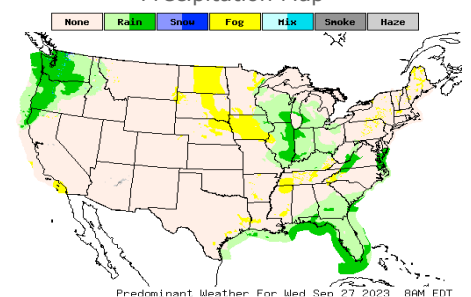
Weather Data

Temperature Map



City	HIGH °F	LOW °F
Calgary	60	42
Conway	70	52
Cushing	90	66
Denver	84	61
Houston	88	76
Mont Belvieu	90	73
Sarnia	65	60
Williston	74	54

Precipitation Map



This report has been prepared by PFL Petroleum Limited personnel for your information only and the views expressed are intended to provide market commentary and are not recommendations. This report is not an offer to sell or a solicitation of any offer to buy any security. The information contained herein has been compiled by PFL from sources believed to be reliable, but no representation or warranty, express or implied, is made by PFL Petroleum Limited, its affiliates or any other person as to its accuracy, completeness or correctness. Copyright 2017 PFL Petroleum Limited. All Rights Reserved