



# MARKET DAILY

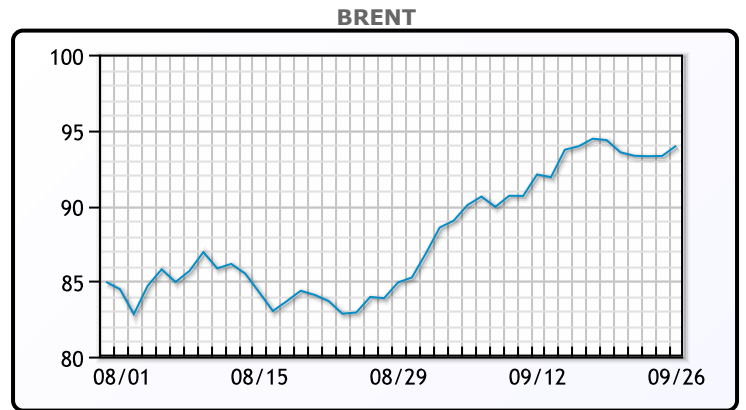
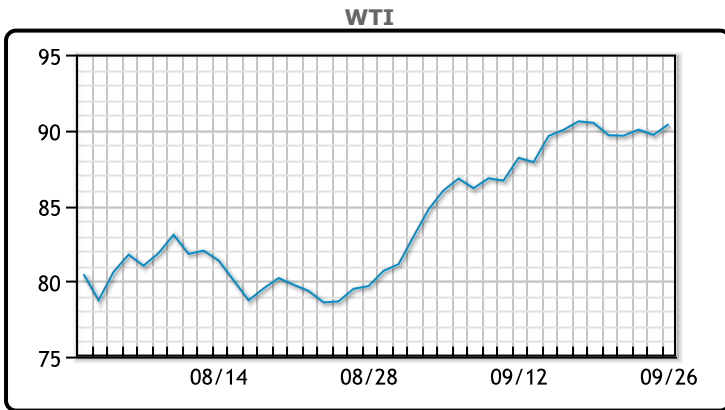
<https://www.pflpetroleum.com>  
 1865 Veterans Park Dr. Suite 303  
 Naples, Florida 34109  
 Phone: 239-390-2885  
 Fax: 239-949-0611  
 Sep 26, 2023 8:01 PM

Major Energy Futures		
	Settle	Change
Brent	93.96	0.67
Gas Oil	954.5	-17.5
Natural Gas	2.656	0.017
RBOB	256.22	1.83
ULSD	322.38	-3.84
WTI	90.39	0.71

**Market Commentary**

Oil prices settled nearly 1% higher today, rebounding from a two week low earlier in the session. Expectations of tighter supply is outweighing worries of economic uncertainty. "Refined products remain under pressure as fears of higher oil prices for a longer period of time combined with higher interest rates for a longer period of time may depress demand," said Andy Lipow, president of Lipow Oil Associates LLC. Crude stockpiles at Cushing are at their lowest in 14 months due to strong refining and export demand, prompting concerns about the quality of the remaining oil and the potential to fall below minimum operating levels. WTI traded up \$.71 or .8% to close at \$90.39. Brent traded up \$.67 or .7% to close at \$93.96.

## Crude & Product Markets

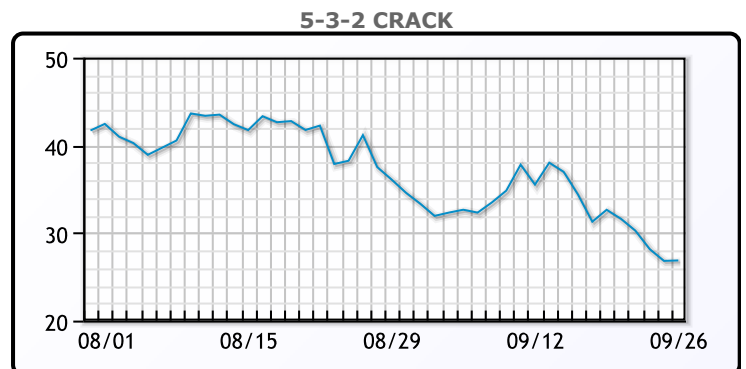
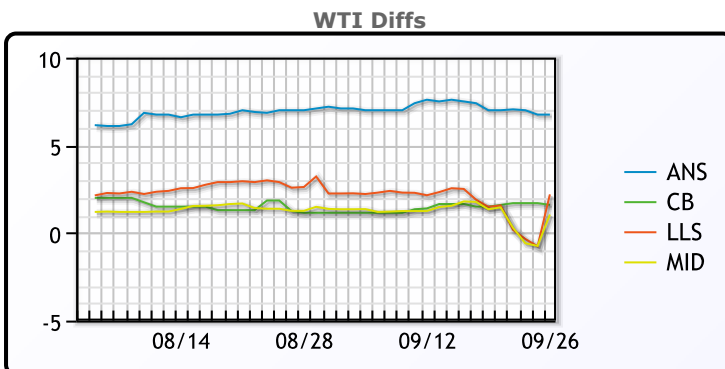


**CRUDE**

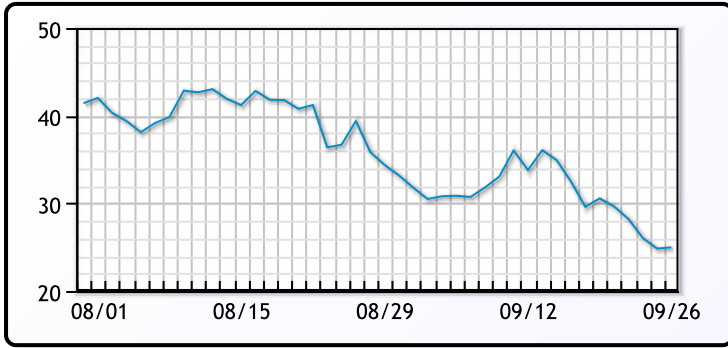
	Last	Week Ago	Month Ago
ANS	97.14	98.2	87.58
BLS	91.99	92.7	81.63
LLS	92.59	90.61	83.7
Mid	91.44	90.73	81.97
WTI	90.39	91.2	80.48

**PRODUCTS**

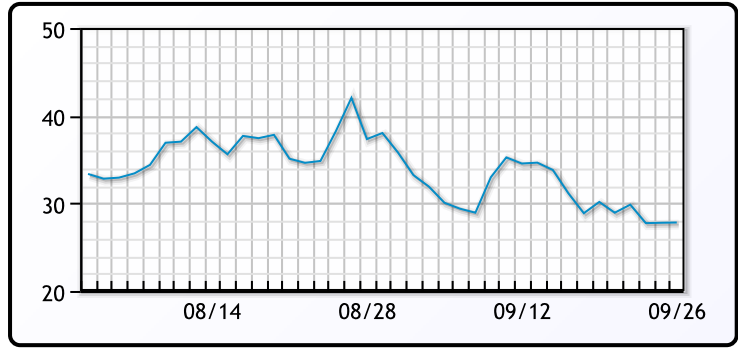
	Last	Week Ago	Month Ago
Gulf RBOB	2.4766	2.5306	2.691
Gulf ULSD	3.1386	3.2795	3.2408
NYH RBOB	2.5627	2.6199	2.8899
NYH ULSD	3.2213	3.368	3.3145
USGC 3%	81.875	83.125	75.875



**3-2-1 Crack**



**Gulf 3-2-1 Crack**



**NGLs**

**MB**

	Last	Week Ago	Month Ago
Butane	85.5	72.8	60
IsoButane	97.8	97.3	96.8
Natural Gasoline	168.3	173	156.3
Propane	71.8	73.8	67.8

**CONWAY**

	Last	Week Ago	Month Ago
Butane	87	89.3	82.1
IsoButane	59.9	117	104
Natural Gasoline	186.5	188	159
Propane	67.8	72.6	66.3

**MB NON**

	Last	Week Ago	Month Ago
Butane	87.5	89.3	85
IsoButane	97.8	97.3	96.3
Natural Gasoline	168.3	173	156.3
Propane	71.4	73	67.5

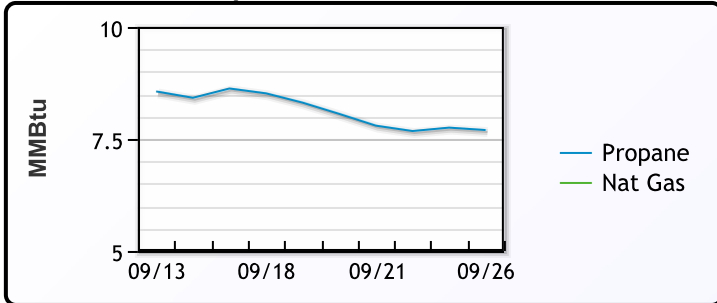
**EDMONTON**

	Last	Week Ago	Month Ago
Propane	52.6	58.6	48

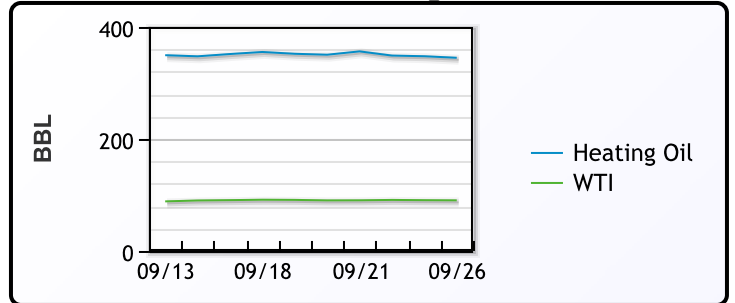
**SARNIA**

	Last	Week Ago	Month Ago
Propane	85	91	78.3

**Propane MT.B Tet vs Nat Gas**



**WTI vs Heating Oil**



**FX**

	Last	Change
CAD	1.3517	0
DXY	106.205	-0.026
Gold	1902.13	1.48

**RATES**

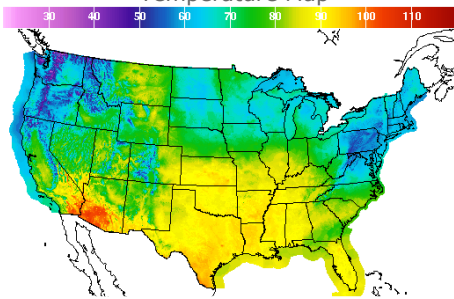
	Last	Change
US 2yr	5.054	-0.0667
US 10yr	4.5254	-0.0102
CAN 10yr	4.02	-0.005

**EQUITIES**

	Last	Change
Nasdaq	13063.61	-207.71
TSX	1173.696	-13.626
S&P 500	4273.53	-63.91

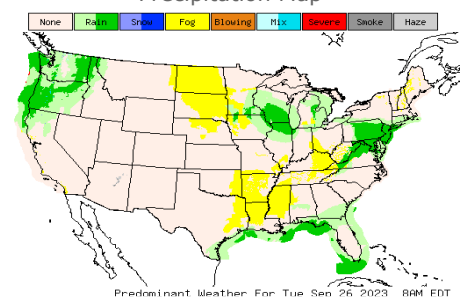
**Weather Data**

**Temperature Map**



City	HIGH °F	LOW °F
Calgary	69	53
Conway	73	54
Cushing	88	66
Denver	80	60
Houston	91	74
Mont Belvieu	88	71
Sarnia	67	60
Williston	73	55

**Precipitation Map**



This report has been prepared by PFL Petroleum Limited personnel for your information only and the views expressed are intended to provide market commentary and are not recommendations. This report is not an offer to sell or a solicitation of any offer to buy any security. The information contained herein has been compiled by PFL from sources believed to be reliable, but no representation or warranty, express or implied, is made by PFL Petroleum Limited, its affiliates or any other person as to its accuracy, completeness or correctness. Copyright 2017 PFL Petroleum Limited. All Rights Reserved