



MARKET DAILY

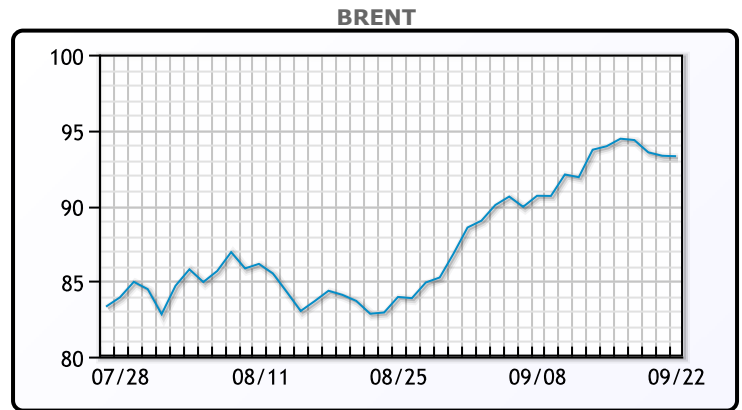
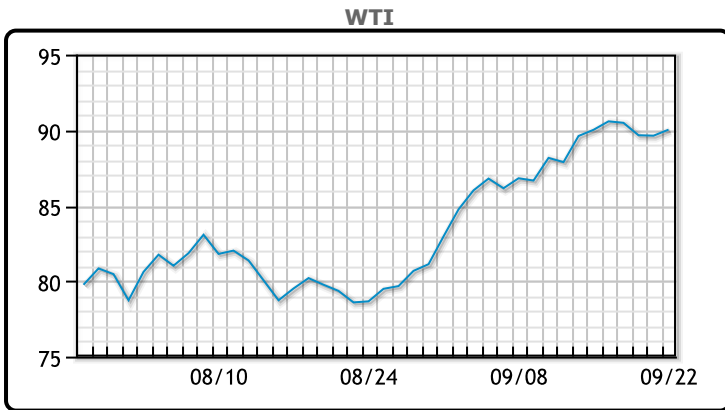
<https://www.pflpetroleum.com>
 1865 Veterans Park Dr. Suite 303
 Naples, Florida 34109
 Phone: 239-390-2885
 Fax: 239-949-0611
 Sep 22, 2023 7:40 PM

Major Energy Futures		
	Settle	Change
Brent	93.27	-0.03
Gas Oil	982.5	43.5
Natural Gas	2.637	-0.123
RBOB	256.18	0.07
ULSD	330.62	4.12
WTI	90.03	0.40

Market Commentary

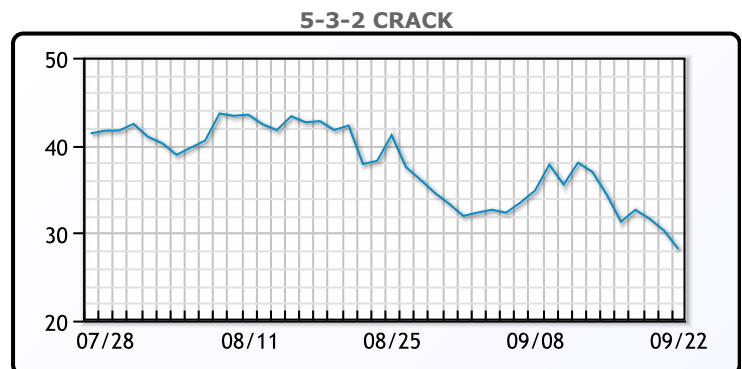
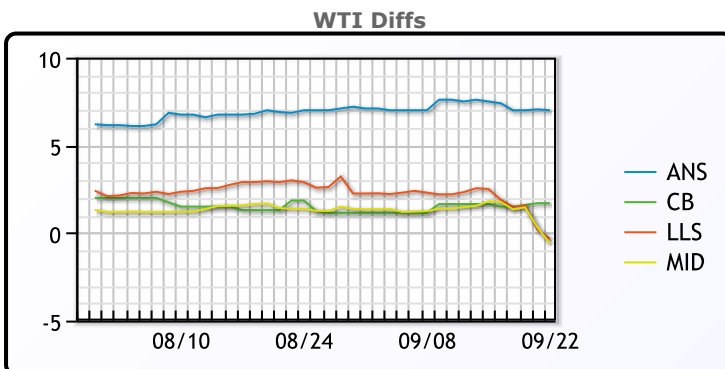
Oil prices were steady today but closed the week lower still as profit taking, and potential rate hikes weighed on markets. On the bullish side supply concerns did help push prices higher earlier in the week. The big news was Russia's export ban on fuels which pushed heating oil futures higher. Oil contacts have rallied more than 10% as of late on supply concerns. "Investors are anticipating a slack in demand coming into October as refineries go into maintenance and as a higher interest rate is going to further pressure markets," said Dennis Kissler, senior vice president of trading at BOK Financial, adding that there was also some profit taking. Fed officials did warn of further rate hikes despite voting to hold the benchmark fed funds rate steady at this weeks recent meeting. WTI traded up \$.40 or .5% to close at \$90.03. Brent traded down \$.03 to close at \$93.27.

Crude & Product Markets



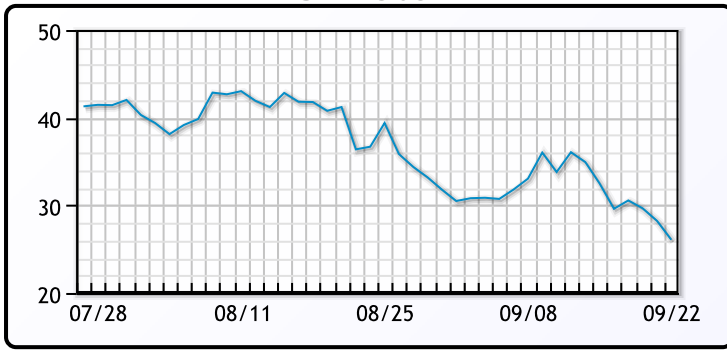
CRUDE			
	Last	Week Ago	Month Ago
ANS	98.13	98.27	87.35
BLS	92.83	92.42	82.2
LLS	90.79	93.28	83.25
Mid	90.54	92.57	81.73
WTI	91.13	90.77	80.35

PRODUCTS			
	Last	Week Ago	Month Ago
Gulf RBOB	2.4744	2.5906	2.55
Gulf ULSD	3.2238	3.3034	3.065
NYH RBOB	2.5718	2.9156	2.8066
NYH ULSD	3.3102	3.3919	3.1488
USGC 3%	82.875	84.125	76.125

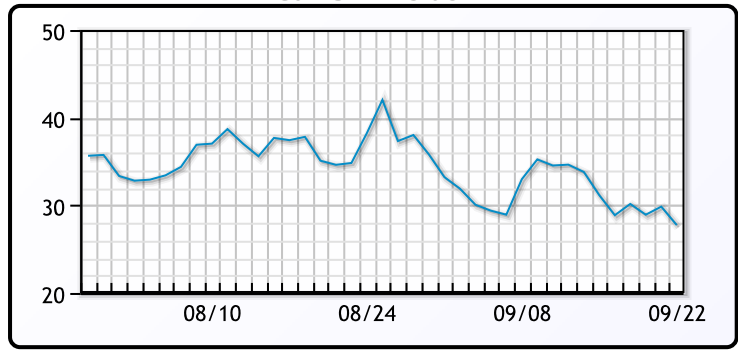


This report has been prepared by PFL Petroleum Limited personnel for your information only and the views expressed are intended to provide market commentary and are not recommendations. This report is not an offer to sell or a solicitation of any offer to buy any security. The information contained herein has been compiled by PFL from sources believed to be reliable, but no representation or warranty, express or implied, is made by PFL Petroleum Limited, its affiliates or any other person as to its accuracy, completeness or correctness. Copyright 2017 PFL Petroleum Limited. All Rights Reserved

3-2-1 Crack



Gulf 3-2-1 Crack



NGLs

MB

	Last	Week Ago	Month Ago
Butane	72.3	77.1	56.5
IsoButane	95.8	99.6	94.5
Natural Gasoline	169	176.5	155.5
Propane	71	78	63.3

CONWAY

	Last	Week Ago	Month Ago
Butane	86.5	90.5	80
IsoButane	112	110	103
Natural Gasoline	192	183	159.5
Propane	68.3	76.5	63.5

MB NON

	Last	Week Ago	Month Ago
Butane	85.8	93.1	81.5
IsoButane	95.8	99.6	94.5
Natural Gasoline	169	176.5	153
Propane	70.4	78	62.3

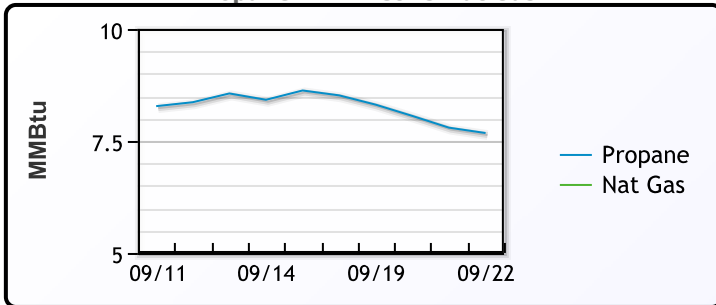
EDMONTON

	Last	Week Ago	Month Ago
Propane	53.3	62.5	48.3

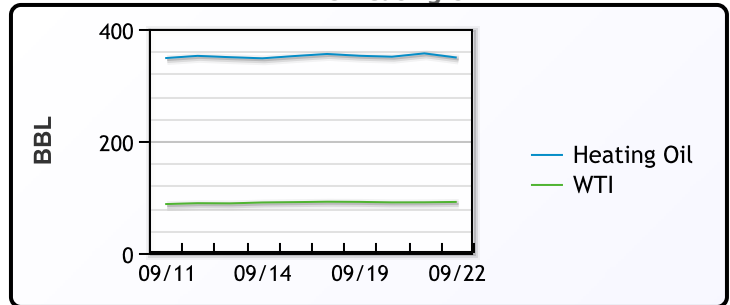
SARNIA

	Last	Week Ago	Month Ago
Propane	85	91	78.3

Propane MT.B Tet vs Nat Gas



WTI vs Heating Oil



FX

	Last	Change
CAD	1.3483	0
DXY	105.583	0.22
Gold	1925.23	5.21

RATES

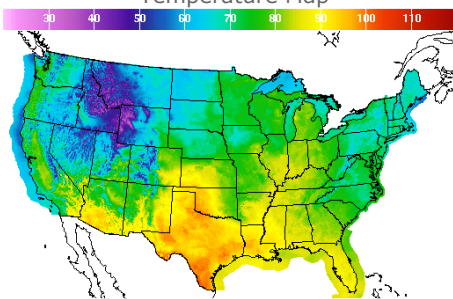
	Last	Change
US 2yr	5.1097	-0.0341
US 10yr	4.4337	-0.0605
CAN 10yr	3.914	-0.055

EQUITIES

	Last	Change
Nasdaq	13211.81	-12.18
TSX	1185.79	-1.377
S&P 500	4320.06	-9.94

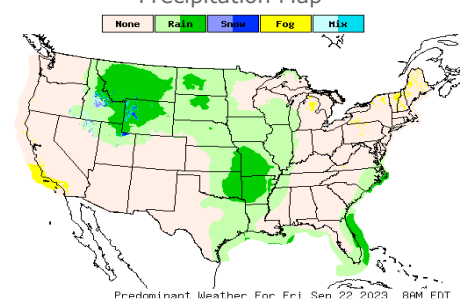
Weather Data

Temperature Map



City	HIGH °F	LOW °F
Calgary	66	41
Conway	64	55
Cushing	78	66
Denver	81	58
Houston	97	80
Mont Belvieu	94	76
Sarnia	75	59
Williston	69	52

Precipitation Map



This report has been prepared by PFL Petroleum Limited personnel for your information only and the views expressed are intended to provide market commentary and are not recommendations. This report is not an offer to sell or a solicitation of any offer to buy any security. The information contained herein has been compiled by PFL from sources believed to be reliable, but no representation or warranty, express or implied, is made by PFL Petroleum Limited, its affiliates or any other person as to its accuracy, completeness or correctness. Copyright 2017 PFL Petroleum Limited. All Rights Reserved