



MARKET DAILY

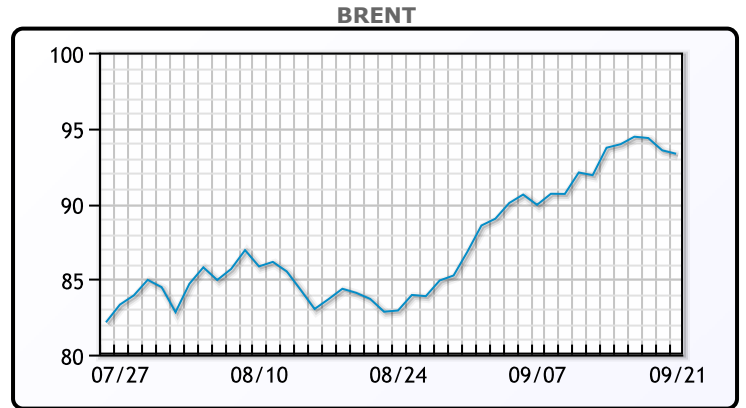
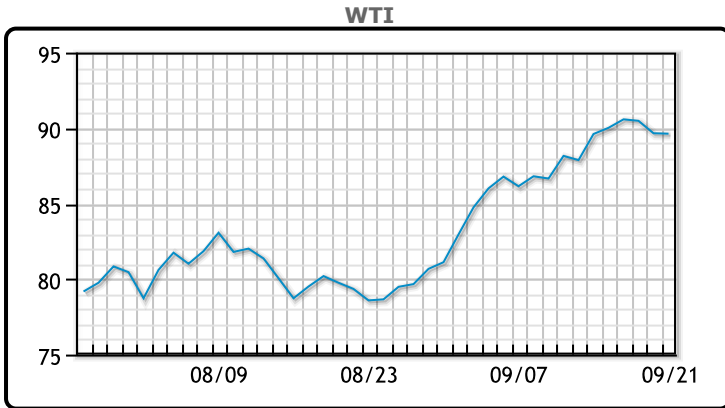
<https://www.pflpetroleum.com>
 1865 Veterans Park Dr. Suite 303
 Naples, Florida 34109
 Phone: 239-390-2885
 Fax: 239-949-0611
 Sep 21, 2023 6:26 PM

Major Energy Futures		
	Settle	Change
Brent	93.30	-0.23
Gas Oil	1007	-13
Natural Gas	2.61	-0.123
RBOB	261.99	0.07
ULSD	336.8	4.12
WTI	89.63	-0.03

Market Commentary

Oil prices were lower today after a choppy trading session. Prices were higher earlier in the session on a Russian fuel export ban. Russia temporarily banned exports of gasoline and diesel to all countries outside a circle of four ex-Soviet states with immediate effect to "stabilize the domestic fuel market". This pushed heating oil futures up by almost 5% on the day. "As diesel and gasoil likely advance to new highs, they will be positioned to provide some upward pull on the crude markets," said Jim Ritterbusch, president of Ritterbusch and Associates in Galena, Illinois. WTI traded down \$.03 to close at \$89.63. Brent traded down \$.23 to close at \$93.30.

Crude & Product Markets

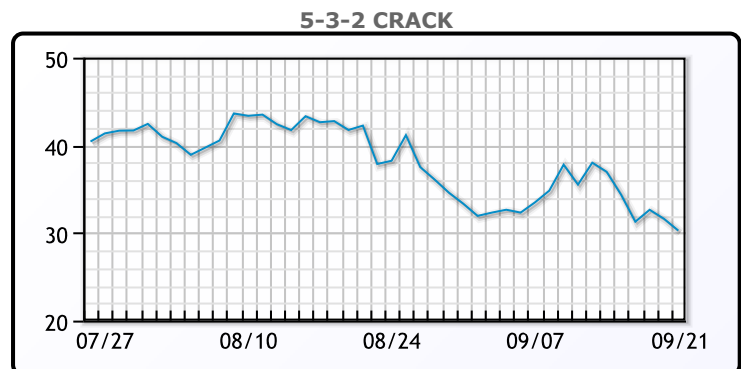
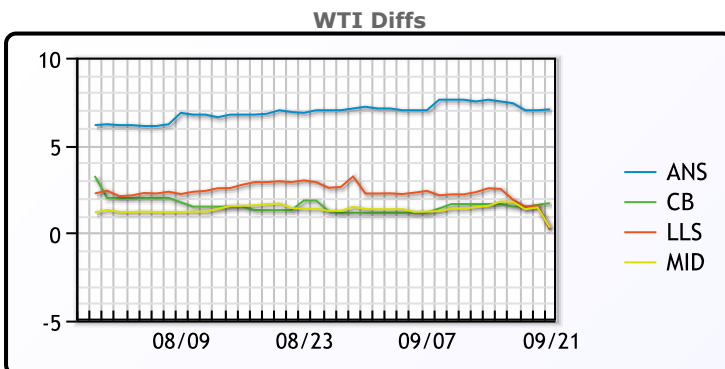


CRUDE

	Last	Week Ago	Month Ago
ANS	97.48	97.76	87.57
BLS	92.13	91.81	82.57
LLS	90.61	93.28	83.72
Mid	90.73	92.57	82.1
WTI	90.43	90.16	80.72

PRODUCTS

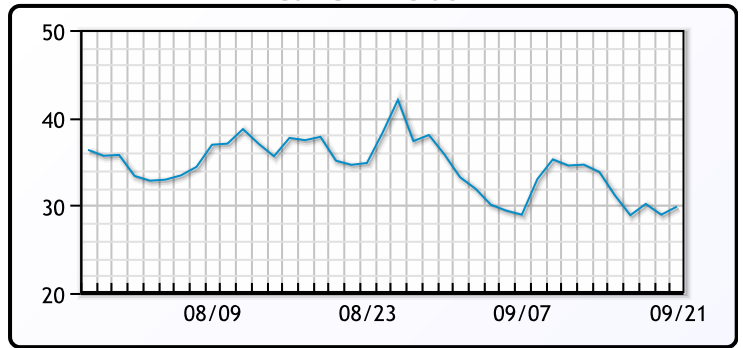
	Last	Week Ago	Month Ago
Gulf RBOB	2.5306	2.5906	2.8026
Gulf ULSD	3.2795	3.3034	3.0492
NYH RBOB	2.6199	2.9156	2.7881
NYH ULSD	3.368	3.3919	3.1062
USGC 3%	82.375	84.125	77.625



3-2-1 Crack



Gulf 3-2-1 Crack



NGLs

MB

	Last	Week Ago	Month Ago
Butane	71	79	75.75
IsoButane	96	101	95.25
Natural Gasoline	170.5	177	153.4
Propane	70.375	78.25	64.5

CONWAY

	Last	Week Ago	Month Ago
Butane	85.75	92	78.5
IsoButane	114	110	106
Natural Gasoline	187	178	161
Propane	68.125	77.25	63.625

MB NON

	Last	Week Ago	Month Ago
Butane	86	94	81.25
IsoButane	96	101	95.25
Natural Gasoline	170.5	176.75	153.5
Propane	69.3	78.6	62.4

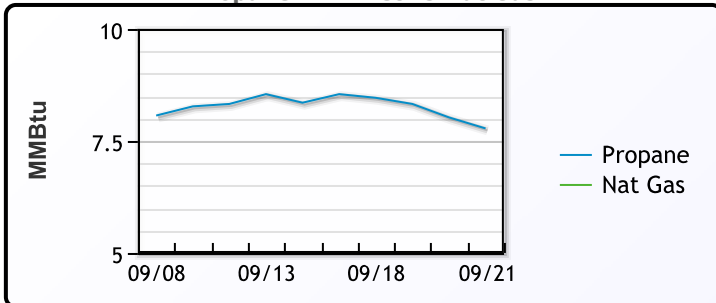
EDMONTON

	Last	Week Ago	Month Ago
Propane	53.5	63.6	48.5

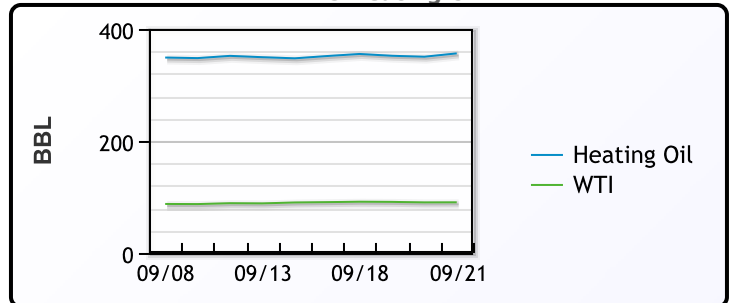
SARNIA

	Last	Week Ago	Month Ago
Propane	88.5	92	76.5

Propane MT.B Tet vs Nat Gas



WTI vs Heating Oil



FX

	Last	Change
CAD	1.3476	-0.0007
DXY	105.363	0.035
Gold	1920.22	0.2

RATES

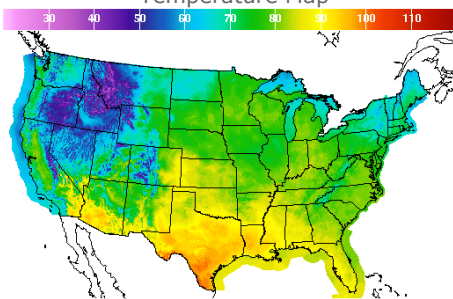
	Last	Change
US 2yr	5.1438	-0.032
US 10yr	4.4942	0.0872
CAN 10yr	3.969	0.059

EQUITIES

	Last	Change
Nasdaq	13223.99	-245.14
TSX	1187.167	-26.314
S&P 500	4330	-72.2

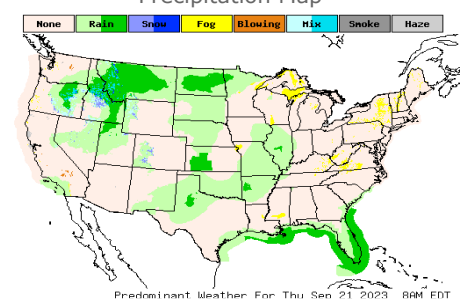
Weather Data

Temperature Map



City	HIGH °F	LOW °F
Calgary	61	37
Conway	67	57
Cushing	86	65
Denver	79	60
Houston	97	81
Mont Belvieu	92	78
Sarnia	78	59
Williston	72	52

Precipitation Map



This report has been prepared by PFL Petroleum Limited personnel for your information only and the views expressed are intended to provide market commentary and are not recommendations. This report is not an offer to sell or a solicitation of any offer to buy any security. The information contained herein has been compiled by PFL from sources believed to be reliable, but no representation or warranty, express or implied, is made by PFL Petroleum Limited, its affiliates or any other person as to its accuracy, completeness or correctness. Copyright 2017 PFL Petroleum Limited. All Rights Reserved