



MARKET DAILY

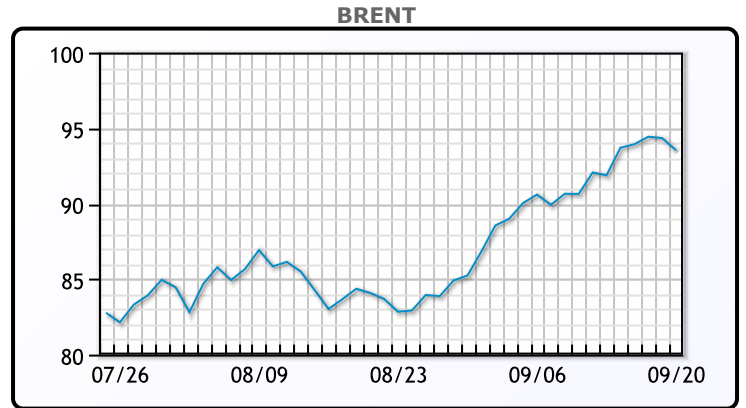
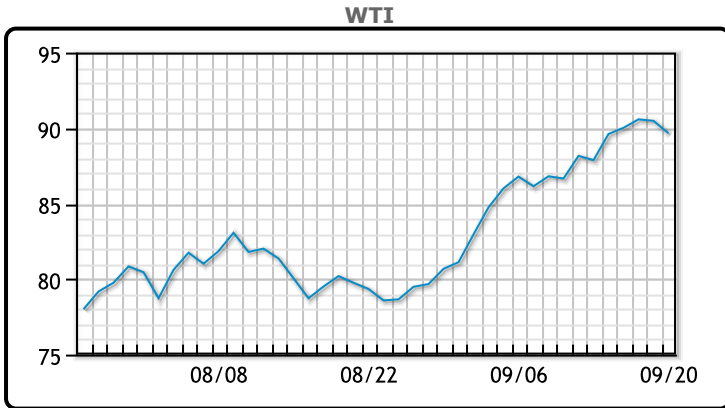
<https://www.pflpetroleum.com>
 1865 Veterans Park Dr. Suite 303
 Naples, Florida 34109
 Phone: 239-390-2885
 Fax: 239-949-0611
 Sep 20, 2023 6:50 PM

Major Energy Futures		
	Settle	Change
Brent	93.53	-0.81
Gas Oil	963.5	8.5
Natural Gas	2.733	-0.115
RBOB	261.92	-3.89
ULSD	332.68	-4.71
WTI	90.28	-0.92

Market Commentary

Oil prices were lower today falling to a one week low after the Fed left interest rates unchanged. The Federal Reserve decided to leave rates unchanged but has projected one more quarter point increase by year end. Crude oil inventories had a draw of 2.1MM/bbls last week, pretty much in line with the forecasted drop of 2.2MM/bbls. Gasoline and Diesel inventories fell as refiners draw down inventories for annual maintenance. Gasoline futures also slid to their lowest in two weeks cutting crack spreads. "A combo of further interest rate hikes, dollar strength and additional oil price increases will be upping the possibility of a recession," analysts at energy advisory Ritterbusch and Associates said in a note. WTI traded down \$.92 or -1.0% to close at \$90.28. Brent traded down \$.81 or -.9% to close at \$93.53.

Crude & Product Markets

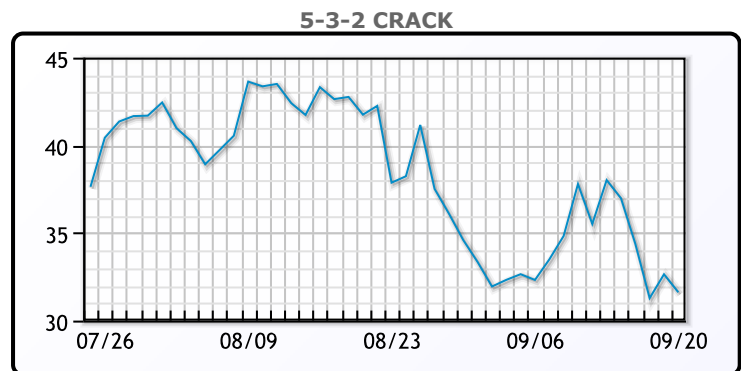
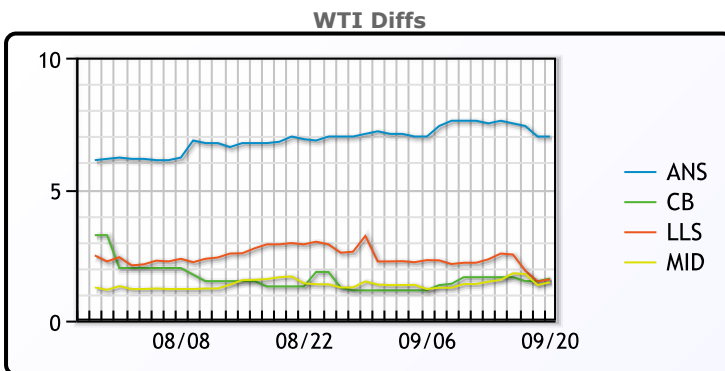


CRUDE

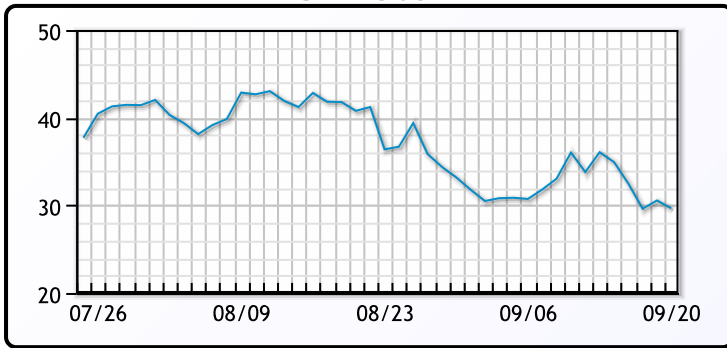
	Last	Week Ago	Month Ago
ANS	97.28	96.02	88.15
BLS	91.88	90.17	82.55
LLS	91.85	93.28	84.15
Mid	91.74	92.57	82.67
WTI	90.28	88.52	81.25

PRODUCTS

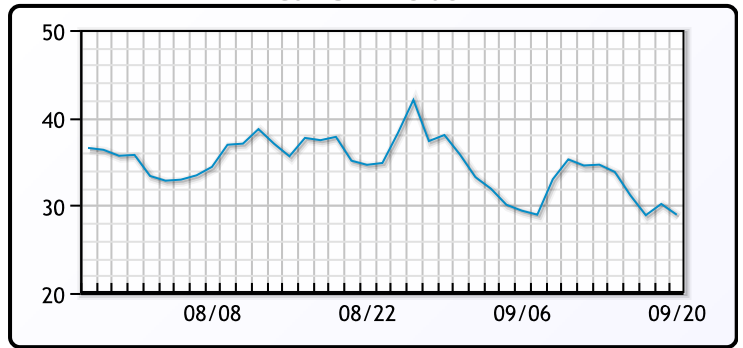
	Last	Week Ago	Month Ago
Gulf RBOB	2.5182	2.5906	2.8082
Gulf ULSD	3.2281	3.3034	3.1007
NYH RBOB	2.6192	2.9156	2.8392
NYH ULSD	3.3318	3.3919	3.1577
USGC 3%	81.625	82.375	76.375



3-2-1 Crack



Gulf 3-2-1 Crack



NGLs

MB

	Last	Week Ago	Month Ago
Butane	71.875	87.625	75.5
IsoButane	95.875	98.625	96
Natural Gasoline	170.8	173.8	154.5
Propane	71.25	76.5	63.25

CONWAY

	Last	Week Ago	Month Ago
Butane	88	90	78
IsoButane	114	108	103
Natural Gasoline	186	178	160.25
Propane	69.875	75.875	64.25

MB NON

	Last	Week Ago	Month Ago
Butane	86.875	91.625	81
IsoButane	95.875	98.625	96
Natural Gasoline	170.25	173.5	154.25
Propane	70.4	76.8	62.3

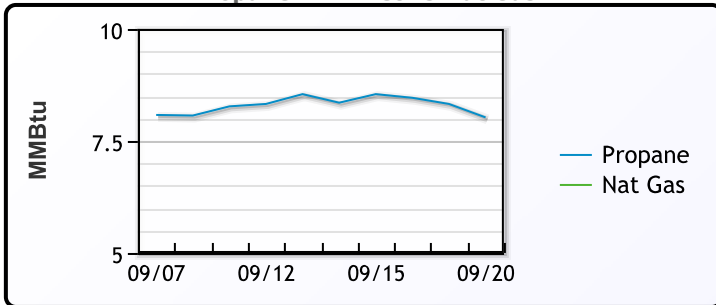
EDMONTON

	Last	Week Ago	Month Ago
Propane	55.4	61.5	48.8

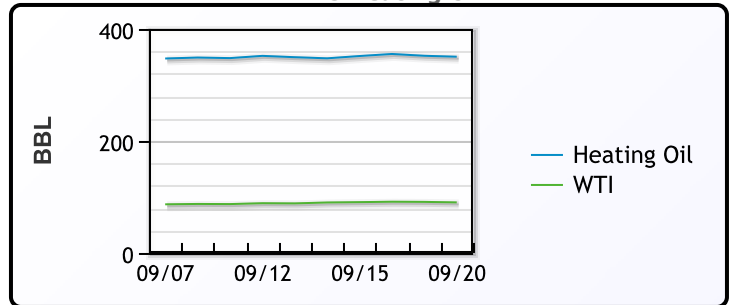
SARNIA

	Last	Week Ago	Month Ago
Propane	88.5	92	76.5

Propane MT.B Tet vs Nat Gas



WTI vs Heating Oil



FX

	Last	Change
CAD	1.3466	0.0004
DXY	105.328	0.195
Gold	1931.21	0.91

RATES

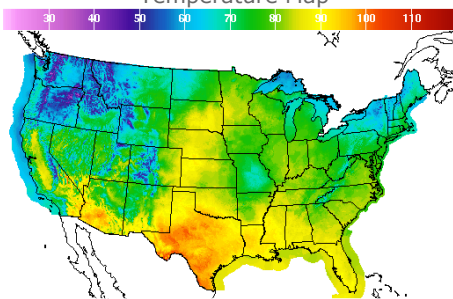
	Last	Change
US 2yr	5.1758	0.0857
US 10yr	4.407	0.0484
CAN 10yr	3.91	0.047

EQUITIES

	Last	Change
Nasdaq	13469.13	-209.06
TSX	1213.481	0.017
S&P 500	4402.2	-41.75

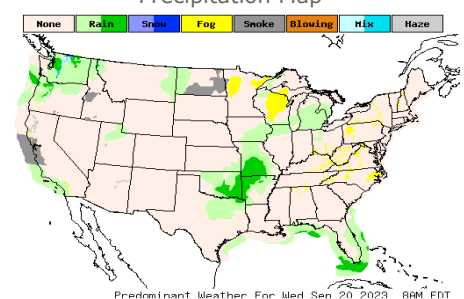
Weather Data

Temperature Map



City	HIGH °F	LOW °F
Calgary	48	41
Conway	77	55
Cushing	84	64
Denver	77	59
Houston	94	78
Mont Belvieu	90	76
Sarnia	72	52
Williston	66	51

Precipitation Map



This report has been prepared by PFL Petroleum Limited personnel for your information only and the views expressed are intended to provide market commentary and are not recommendations. This report is not an offer to sell or a solicitation of any offer to buy any security. The information contained herein has been compiled by PFL from sources believed to be reliable, but no representation or warranty, express or implied, is made by PFL Petroleum Limited, its affiliates or any other person as to its accuracy, completeness or correctness. Copyright 2017 PFL Petroleum Limited. All Rights Reserved