



MARKET DAILY

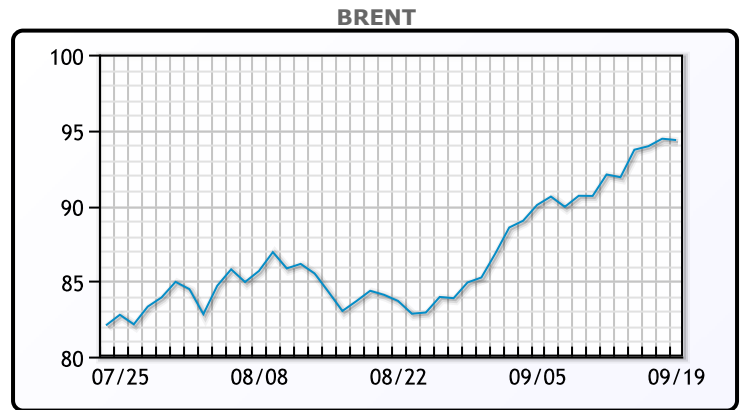
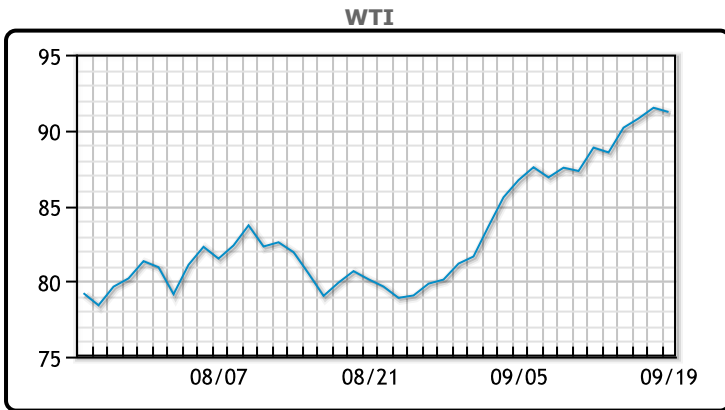
<https://www.pflpetroleum.com>
 1865 Veterans Park Dr. Suite 303
 Naples, Florida 34109
 Phone: 239-390-2885
 Fax: 239-949-0611
 Sep 19, 2023 7:05 PM

Major Energy Futures		
	Settle	Change
Brent	94.34	-0.09
Gas Oil	976.5	-19.75
Natural Gas	2.848	0.12
RBOB	265.81	-3.98
ULSD	337.39	8.56
WTI	91.2	-0.28

Market Commentary

Oil prices eased today after initially rising to 10 month highs earlier in the session as investors took profits. After Brent topped \$95 a barrel on Tuesday, investment bank UBS said in a note it started taking profits. Still, strategists there expect Brent to trade in a range of \$90-100 per barrel over the coming months, with a year-end target of \$95 per barrel. Meanwhile interest rate decisions are due this week from the central banks of the U.S., Britain, Japan, Sweden, Switzerland and Norway. WTI traded down \$.28 to close at \$91.20. Brent traded down \$.09 to close at \$94.34. The contracts had earlier hit highs of \$91.20 and \$94.34 respectively.

Crude & Product Markets

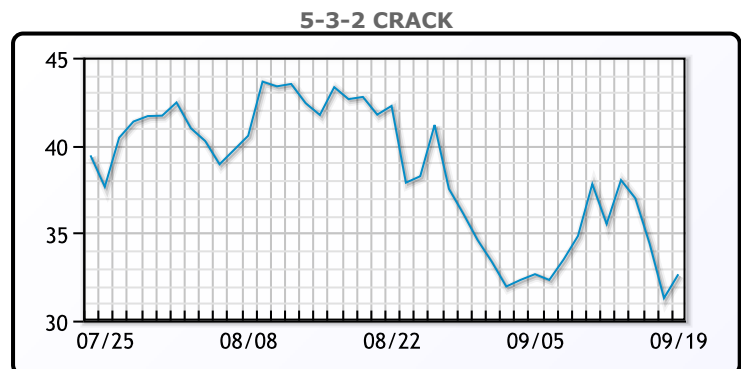
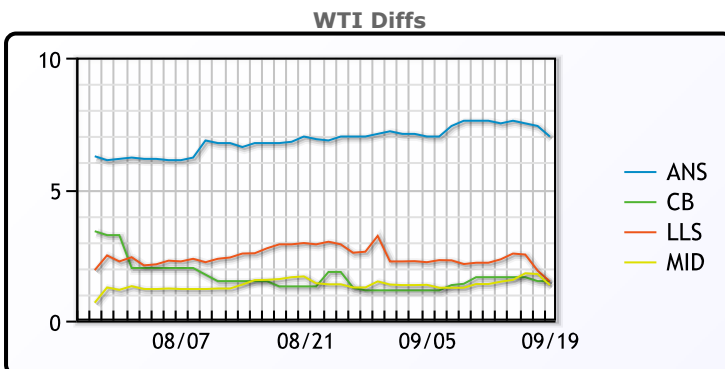


CRUDE

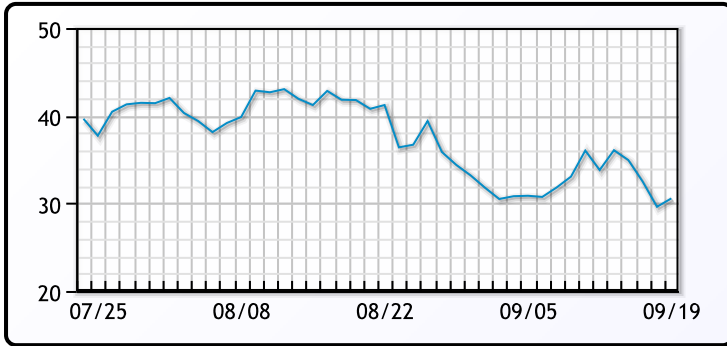
	Last	Week Ago	Month Ago
ANS	98.2	96.44	88.15
BLS	92.7	90.49	82.55
LLS	92.69	92.71	84.15
Mid	92.55	91.71	82.67
WTI	91.2	88.84	81.25

PRODUCTS

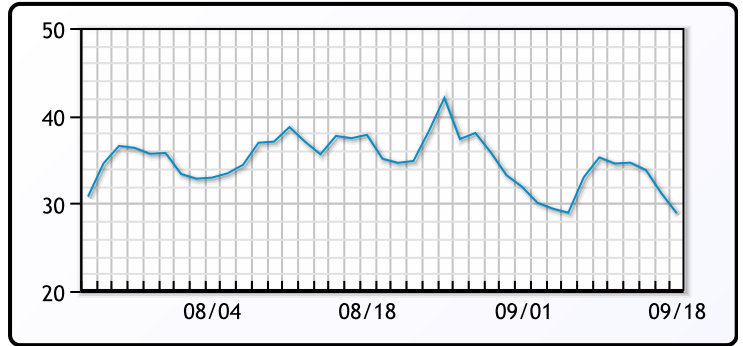
	Last	Week Ago	Month Ago
Gulf RBOB	2.5779	2.6609	2.8082
Gulf ULSD	3.2899	3.4075	3.1007
NYH RBOB	2.7054	2.9459	2.8392
NYH ULSD	3.2958	3.4529	3.1577
USGC 3%	83.125	81.875	76.375



3-2-1 Crack



Gulf 3-2-1 Crack



NGLs

MB

	Last	Week Ago	Month Ago
Butane	72.8	85.8	55.9
IsoButane	97.3	100.3	91.1
Natural Gasoline	173	174.5	154.5
Propane	73.8	78.4	63.4

CONWAY

	Last	Week Ago	Month Ago
Butane	89.3	91	76.8
IsoButane	117	109	104.3
Natural Gasoline	188	184.5	161
Propane	72.6	77.1	63.8

MB NON

	Last	Week Ago	Month Ago
Butane	89.3	93.3	80.9
IsoButane	97.3	100.3	91.1
Natural Gasoline	173	174.5	154.5
Propane	73	78.4	62.3

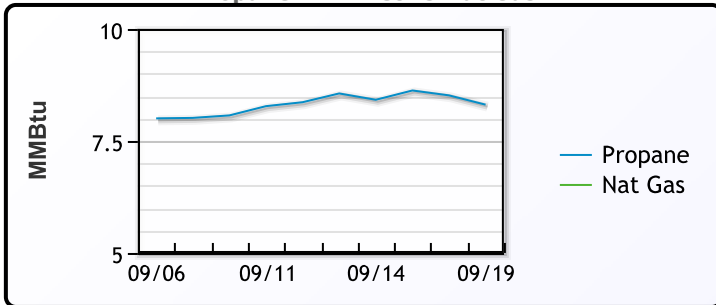
EDMONTON

	Last	Week Ago	Month Ago
Propane	58.6	63.1	48.8

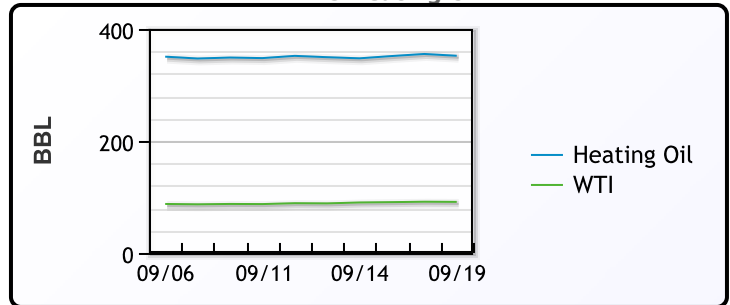
SARNIA

	Last	Week Ago	Month Ago
Propane	91	89.4	76.5

Propane MT.B Tet vs Nat Gas



WTI vs Heating Oil



FX

	Last	Change
CAD	1.3448	0
DXY	105.133	-0.069
Gold	1931.78	0.42

RATES

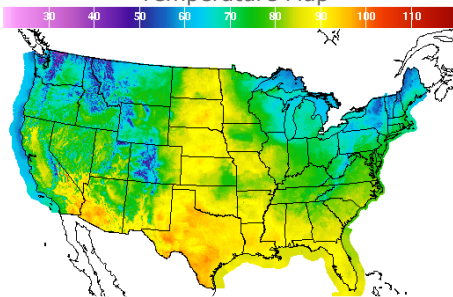
	Last	Change
US 2yr	5.0901	0.0363
US 10yr	4.3586	0.056
CAN 10yr	3.863	0.115

EQUITIES

	Last	Change
Nasdaq	13678.19	-32.05
TSX	1213.464	-16.141
S&P 500	4443.95	-9.58

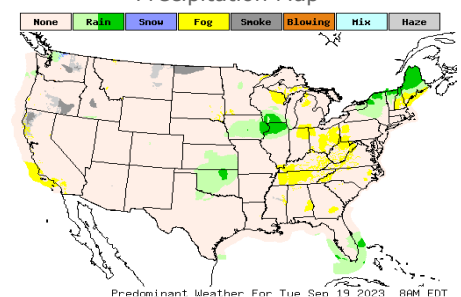
Weather Data

Temperature Map



City	HIGH °F	LOW °F
Calgary	55	41
Conway	86	56
Cushing	87	63
Denver	76	60
Houston	92	76
Mont Belvieu	89	74
Sarnia	66	50
Williston	76	60

Precipitation Map



This report has been prepared by PFL Petroleum Limited personnel for your information only and the views expressed are intended to provide market commentary and are not recommendations. This report is not an offer to sell or a solicitation of any offer to buy any security. The information contained herein has been compiled by PFL from sources believed to be reliable, but no representation or warranty, express or implied, is made by PFL Petroleum Limited, its affiliates or any other person as to its accuracy, completeness or correctness. Copyright 2017 PFL Petroleum Limited. All Rights Reserved