



# MARKET DAILY

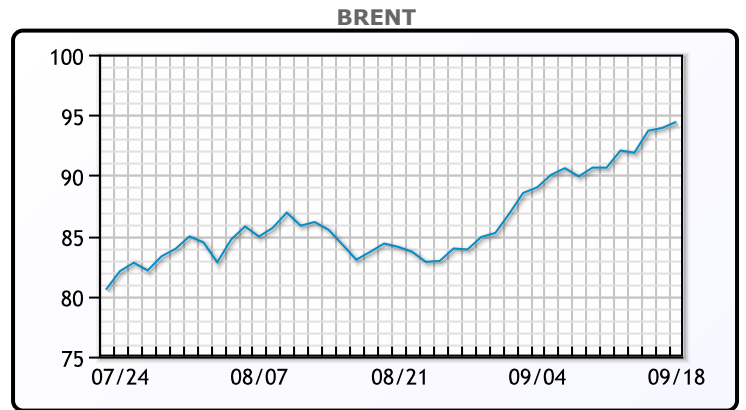
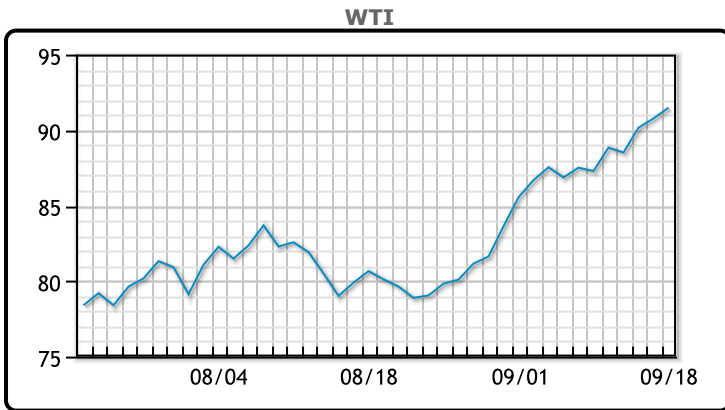
<https://www.pflpetroleum.com>  
 1865 Veterans Park Dr. Suite 303  
 Naples, Florida 34109  
 Phone: 239-390-2885  
 Fax: 239-949-0611  
 Sep 18, 2023 8:34 PM

Major Energy Futures		
	Settle	Change
Brent	94.43	0.50
Gas Oil	968	-19.75
Natural Gas	2.728	0.084
RBOB	269.79	-1.02
ULSD	328.83	-9.51
WTI	91.48	0.71

**Market Commentary**

Oil prices were higher today as weak shale production is offsetting concerns about demand. U.S. oil output from top shale-producing regions is also expected to fall for a third month in a row in October to its lowest level since May 2023. Saudi Arabia's Energy Minister Prince Abdulaziz bin Salman on Monday defended OPEC+ cuts to oil market supply, saying international energy markets need light-handed regulation to limit volatility, while also warning of uncertainty about Chinese demand, European growth and central bank action to tackle inflation. Brent and WTI have climbed for three consecutive weeks to touch their highest since November and are on track for their biggest quarterly increases since Russia's invasion of Ukraine in the first quarter of 2022. The Brent benchmark traded in overbought territory for a seventh straight session, while WTI traded in overbought territory for a fifth straight session. WTI traded up \$.71 to close at \$91.48. Brent traded up \$.50 to close at \$94.43.

## Crude & Product Markets

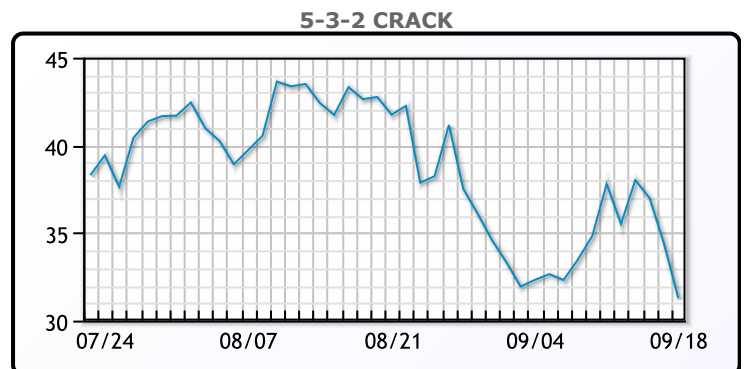
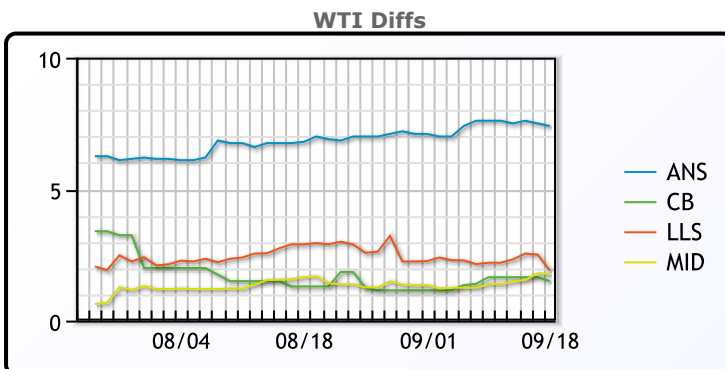


**CRUDE**

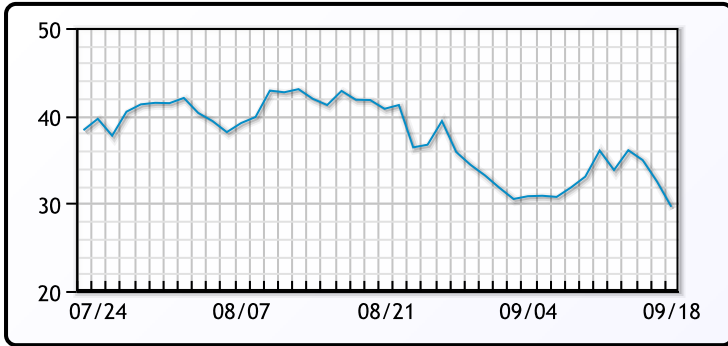
	Last	Week Ago	Month Ago
ANS	98.88	94.89	88.15
BLS	92.98	88.94	82.55
LLS	93.38	90.85	84.15
Mid	93.25	90	82.67
WTI	91.48	87.29	81.25

**PRODUCTS**

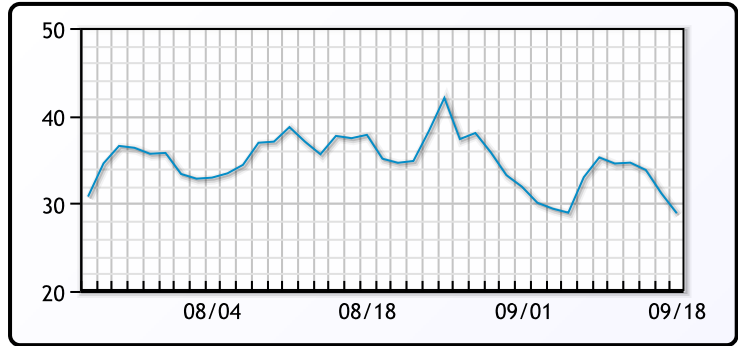
	Last	Week Ago	Month Ago
Gulf RBOB	2.5779	2.6609	2.8082
Gulf ULSD	3.2088	3.3704	3.1007
NYH RBOB	2.7054	2.9459	2.8392
NYH ULSD	3.2958	3.4529	3.1577
USGC 3%	83.875	80.375	76.375



3-2-1 Crack



Gulf 3-2-1 Crack



NGLs

MB

	Last	Week Ago	Month Ago
Butane	76	84.1	55.9
IsoButane	100.1	99	91.1
Natural Gasoline	175.8	171.3	154.5
Propane	76.1	76.6	63.4

CONWAY

	Last	Week Ago	Month Ago
Butane	91	88.3	76.8
IsoButane	111	109	104.3
Natural Gasoline	183.5	175	161
Propane	75.3	75.5	63.8

MB NON

	Last	Week Ago	Month Ago
Butane	92	91.6	80.9
IsoButane	100.1	99	91.1
Natural Gasoline	175.8	171.3	154.5
Propane	75.6	76.6	62.3

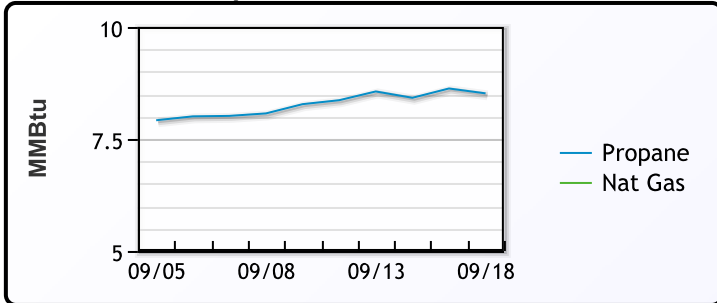
EDMONTON

	Last	Week Ago	Month Ago
Propane	61.3	61.5	48.8

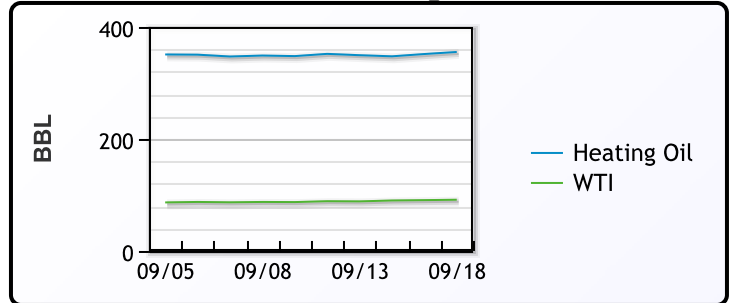
SARNIA

	Last	Week Ago	Month Ago
Propane	91	87.5	76.5

Propane MT.B Tet vs Nat Gas



WTI vs Heating Oil



FX

	Last	Change
CAD	1.3482	-0.0004
DXY	105.067	-0.135
Gold	1933.12	-0.72

RATES

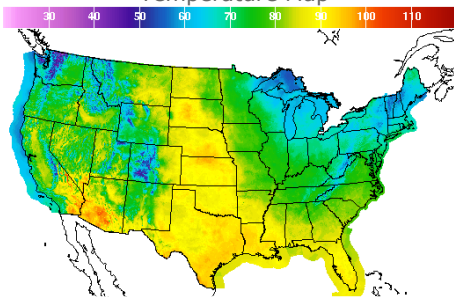
	Last	Change
US 2yr	5.0453	-0.0085
US 10yr	4.3006	-0.002
CAN 10yr	3.748	0.007

EQUITIES

	Last	Change
Nasdaq	13710.24	1.91
TSX	1229.605	-8.751
S&P 500	4453.53	3.21

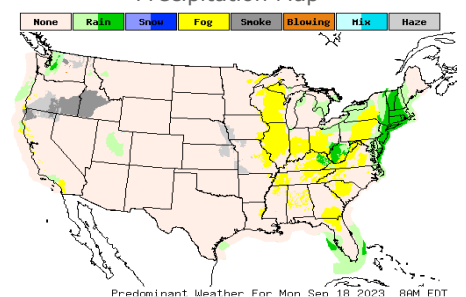
Weather Data

Temperature Map



City	HIGH °F	LOW °F
Calgary	64	47
Conway	81	52
Cushing	91	64
Denver	82	62
Houston	94	76
Mont Belvieu	90	71
Sarnia	64	52
Williston	83	65

Precipitation Map



This report has been prepared by PFL Petroleum Limited personnel for your information only and the views expressed are intended to provide market commentary and are not recommendations. This report is not an offer to sell or a solicitation of any offer to buy any security. The information contained herein has been compiled by PFL from sources believed to be reliable, but no representation or warranty, express or implied, is made by PFL Petroleum Limited, its affiliates or any other person as to its accuracy, completeness or correctness. Copyright 2017 PFL Petroleum Limited. All Rights Reserved