



MARKET DAILY

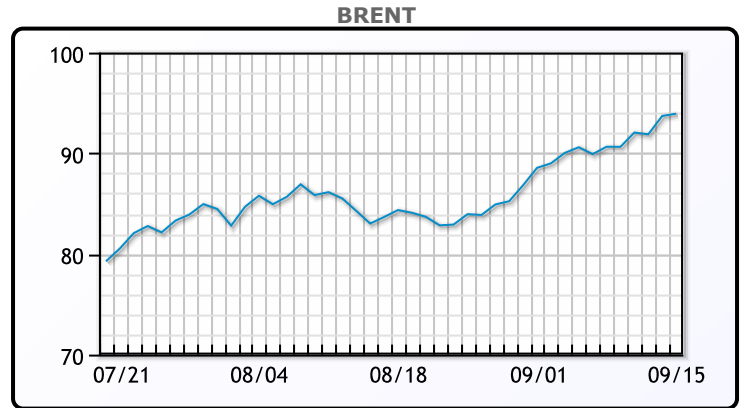
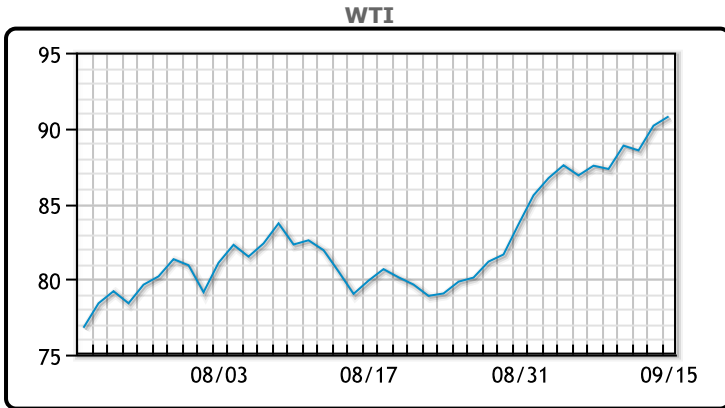
<https://www.pflpetroleum.com>
 1865 Veterans Park Dr. Suite 303
 Naples, Florida 34109
 Phone: 239-390-2885
 Fax: 239-949-0611
 Sep 15, 2023 8:06 PM

Major Energy Futures		
	Settle	Change
Brent	93.93	0.23
Gas Oil	987.75	20.75
Natural Gas	2.644	0.028
RBOB	270.81	0.43
ULSD	338.34	4.61
WTI	90.77	0.61

Market Commentary

Oil traded higher today for third straight week on tight supply and China optimism. U.S. West Texas Intermediate futures traded higher today and closed up 61 cents per barrel to close at \$90.77 per barrel. Brent crude futures rose 23 cents, to settle at US\$93.93 per barrel. Both contracts gained about four per cent week over week and Oil prices are on track for their biggest quarterly increase since Russia's invasion of Ukraine in the first quarter of 2022. "Supply growth from the U.S. appears to be limited as producers there have taken drilling activity down nearly 20 per cent from last year's peak." - according to Third Bridge analyst Peter McNally. North American RIG count was up 17 RIGS week over week but down by 143 RIGS year over year! Hopefully the Biden Administration doesn't get any bright ideas to drain the SPR to try and control prices but you never know - it worked so well the first time.

Crude & Product Markets

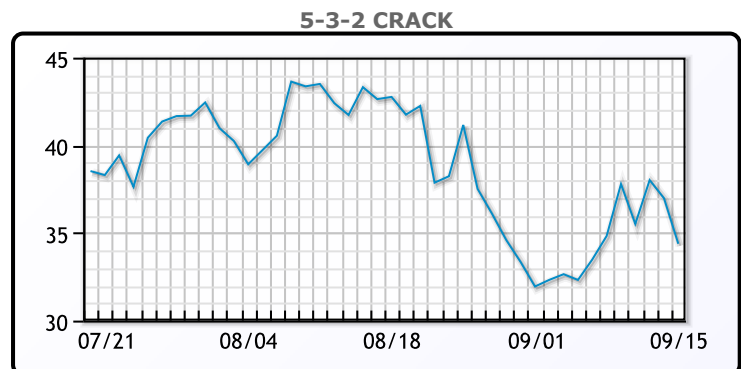
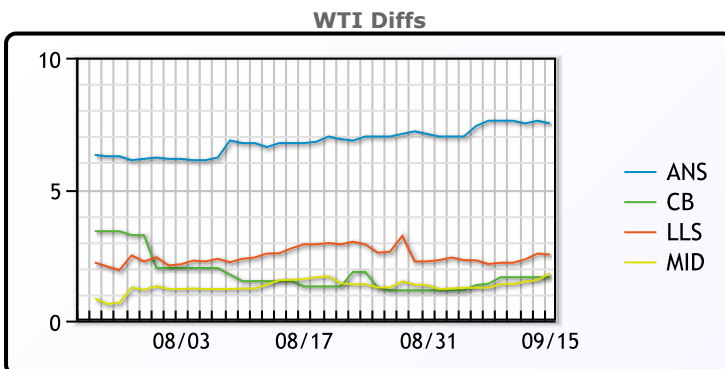


CRUDE

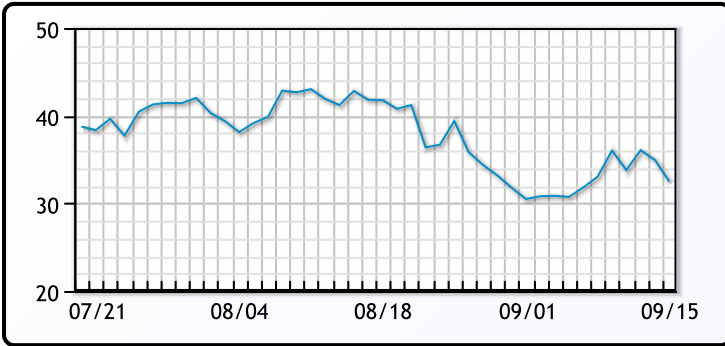
	Last	Week Ago	Month Ago
ANS	98.27	95.11	87.74
BLS	92.42	88.91	82.29
LLS	93.28	89.66	83.89
Mid	92.57	88.76	82.57
WTI	90.77	87.51	80.99

PRODUCTS

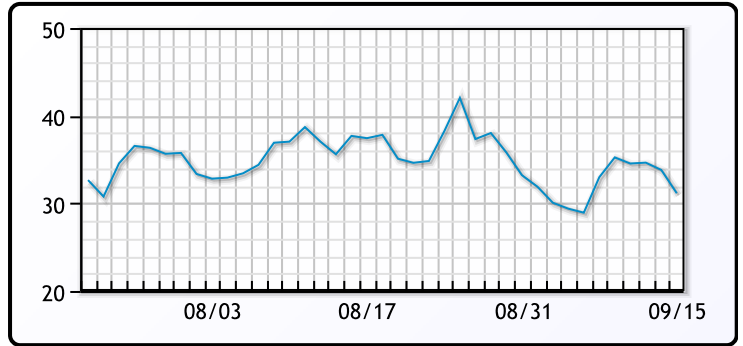
	Last	Week Ago	Month Ago
Gulf RBOB	2.5906	2.6087	2.8101
Gulf ULSD	3.3034	3.2461	2.9605
NYH RBOB	2.9156	2.8637	2.8756
NYH ULSD	3.3919	3.3281	3.023
USGC 3%	84.125	83.625	77.375



3-2-1 Crack



Gulf 3-2-1 Crack



NGLs

MB

	Last	Week Ago	Month Ago
Butane	77.1	82.3	56.3
IsoButane	99.6	94.8	104.3
Natural Gasoline	176.5	169	152.6
Propane	78	75.8	62.3

CONWAY

	Last	Week Ago	Month Ago
Butane	90.5	87.5	78.5
IsoButane	110	106	111
Natural Gasoline	183	175.5	159
Propane	76.5	74.8	62.3

MB NON

	Last	Week Ago	Month Ago
Butane	93.1	89.8	81.3
IsoButane	99.6	94.8	104.3
Natural Gasoline	176.5	169	152.6
Propane	78	75.6	61

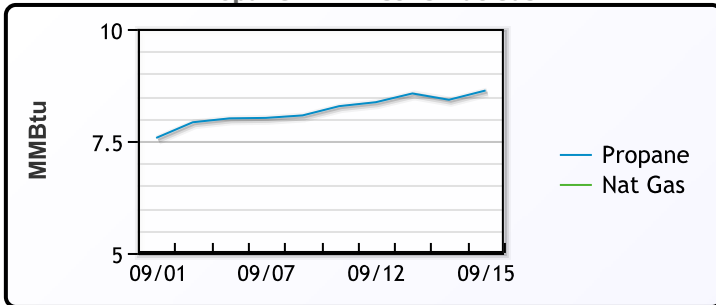
EDMONTON

	Last	Week Ago	Month Ago
Propane	62.5	59.8	47.3

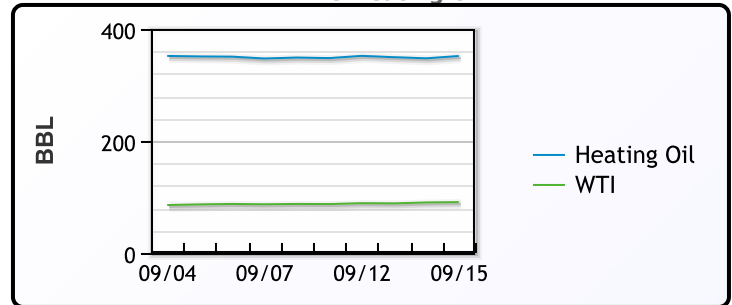
SARNIA

	Last	Week Ago	Month Ago
Propane	91	87.5	81.5

Propane MT.B Tet vs Nat Gas



WTI vs Heating Oil



FX

	Last	Change
CAD	1.3525	0.0017
DXY	105.322	-0.083
Gold	1923.91	13.12

RATES

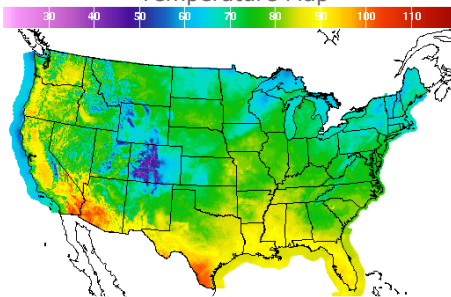
	Last	Change
US 2yr	5.0325	0.0211
US 10yr	4.3324	0.0461
CAN 10yr	3.741	0.049

EQUITIES

	Last	Change
Nasdaq	13708.33	-217.72
TSX	1238.356	3.344
S&P 500	4450.32	-54.78

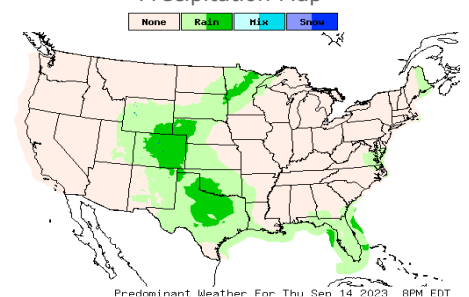
Weather Data

Temperature Map



City	HIGH °F	LOW °F
Calgary	78	45
Conway	70	54
Cushing	79	61
Denver	63	54
Houston	91	74
Mont Belvieu	89	73
Sarnia	67	50
Williston	71	51

Precipitation Map



This report has been prepared by PFL Petroleum Limited personnel for your information only and the views expressed are intended to provide market commentary and are not recommendations. This report is not an offer to sell or a solicitation of any offer to buy any security. The information contained herein has been compiled by PFL from sources believed to be reliable, but no representation or warranty, express or implied, is made by PFL Petroleum Limited, its affiliates or any other person as to its accuracy, completeness or correctness. Copyright 2017 PFL Petroleum Limited. All Rights Reserved