



MARKET DAILY

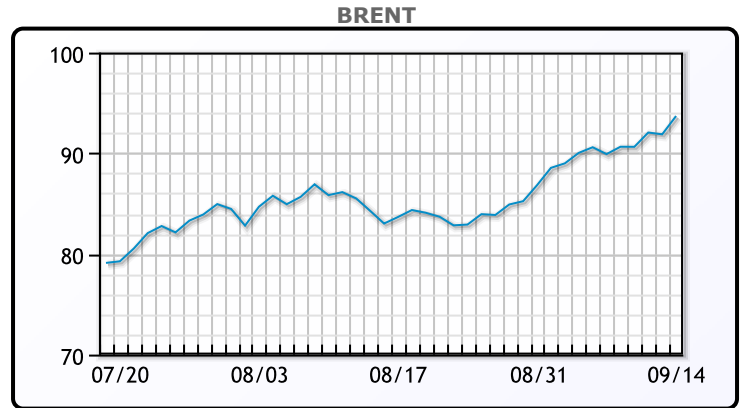
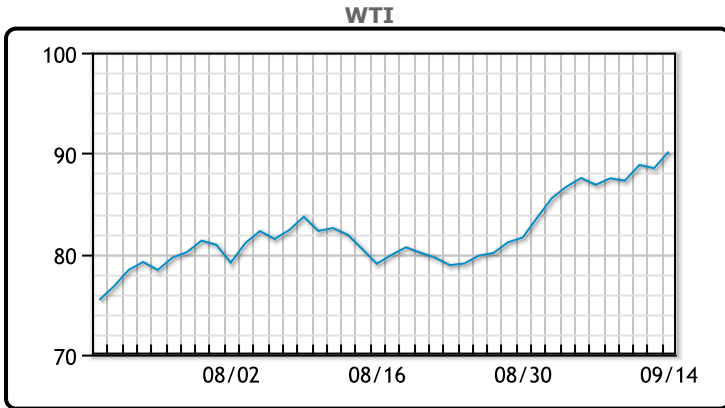
<https://www.pflpetroleum.com>
 1865 Veterans Park Dr. Suite 303
 Naples, Florida 34109
 Phone: 239-390-2885
 Fax: 239-949-0611
 Sep 14, 2023 7:47 PM

Major Energy Futures		
	Settle	Change
Brent	93.7	1.82
Gas Oil	1010.5	13.75
Natural Gas	2.708	0.028
RBOB	274.27	0.43
ULSD	348.15	4.61
WTI	90.16	1.64

Market Commentary

Oil prices rose today to their highest price yet this year on expectations of tighter supply. "The market is getting increasingly nervous about the sufficiency of supply," said John Kilduff, partner at Again Capital. "Russia and Saudi are acting in a way that could materially constrain supplies as we get into the peak northern hemisphere demand season, for the winter period," Kilduff added. Hedge funds have been buying crude oil futures for the past two or three weeks as "fundamentals continue to get stronger, driven mostly by heavy demand for both gasoline and diesel. WTI traded up \$1.64 or 1.85% to close at \$90.16. Brent traded up \$1.82 or 1.98% to close at \$93.70.

Crude & Product Markets

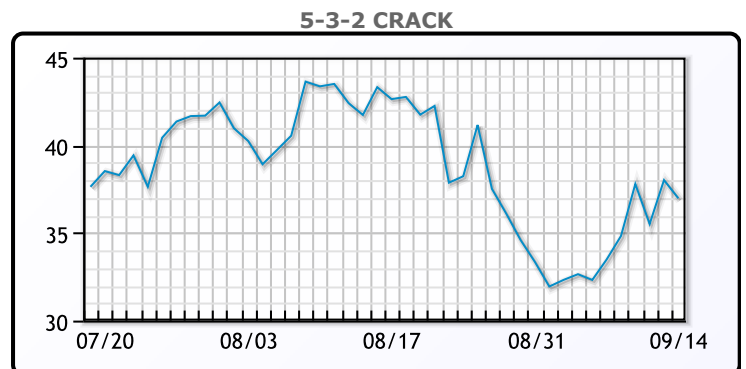
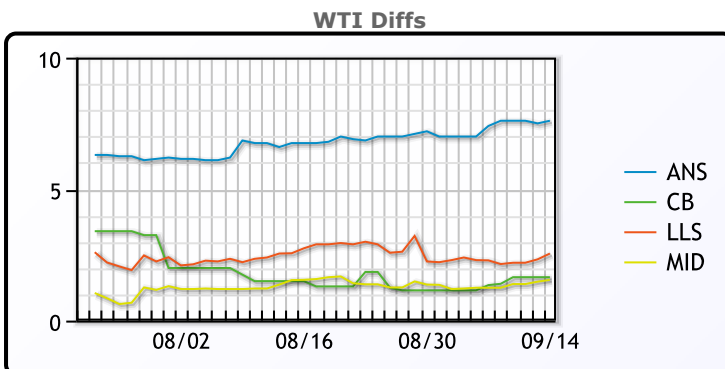


CRUDE

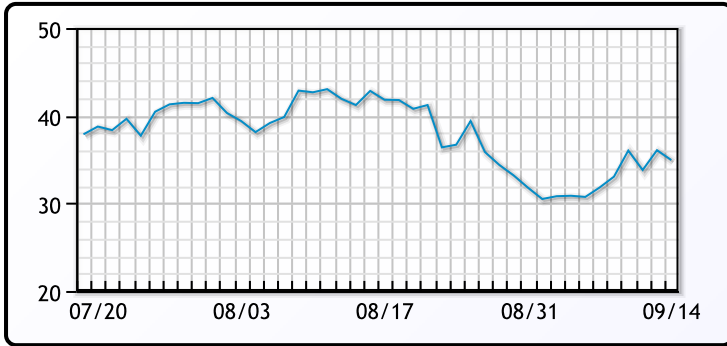
	Last	Week Ago	Month Ago
ANS	97.76	94.27	89.26
BLS	91.81	88.22	84.01
LLS	92.71	89.66	85.26
Mid	91.71	88.76	84.06
WTI	90.16	86.87	82.51

PRODUCTS

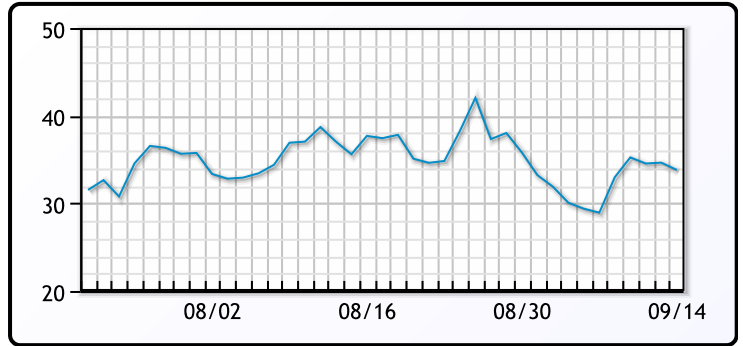
	Last	Week Ago	Month Ago
Gulf RBOB	2.6452	2.6087	2.8612
Gulf ULSD	3.4075	3.2461	3.0213
NYH RBOB	2.9502	2.8637	2.9352
NYH ULSD	3.484	3.3281	3.0873
USGC 3%	84.125	84.625	79.625



3-2-1 Crack



Gulf 3-2-1 Crack



NGLs

MB

	Last	Week Ago	Month Ago
Butane	82.8	77	59.6
IsoButane	101.1	93	108
Natural Gasoline	177	166.8	156.3
Propane	79	73.9	67.8

CONWAY

	Last	Week Ago	Month Ago
Butane	91.8	86.3	82.5
IsoButane	110	104	113
Natural Gasoline	185.4	173	163.8
Propane	77.6	73.3	66.3

MB NON

	Last	Week Ago	Month Ago
Butane	93.8	88	84.6
IsoButane	101.1	93	108
Natural Gasoline	177	166.8	156.3
Propane	78.6	73.9	66.8

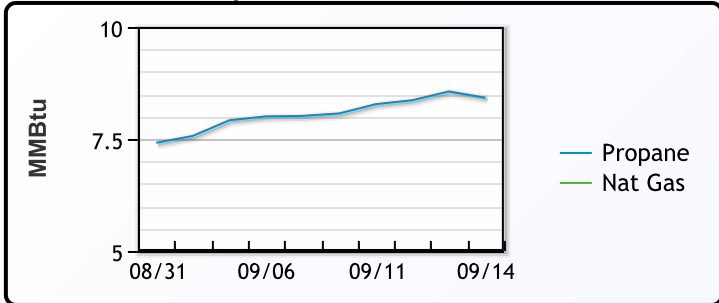
EDMONTON

	Last	Week Ago	Month Ago
Propane	63.6	58.3	51.3

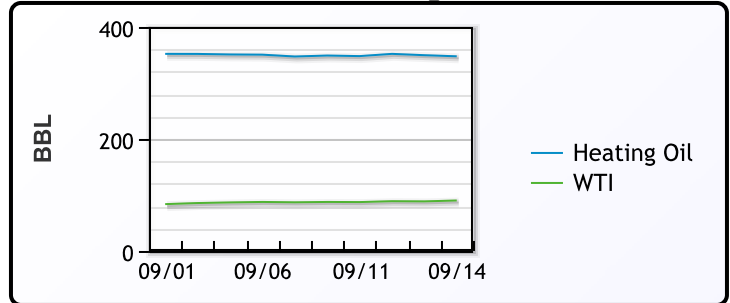
SARNIA

	Last	Week Ago	Month Ago
Propane	92	86.5	87.5

Propane MT.B Tet vs Nat Gas



WTI vs Heating Oil



FX

	Last	Change
CAD	1.3516	0.0008
DXY	105.405	0.639
Gold	1910.24	-0.55

RATES

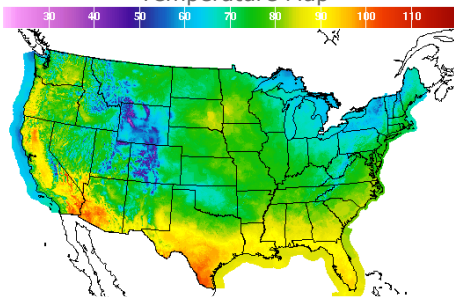
	Last	Change
US 2yr	5.0114	0.0422
US 10yr	4.2863	0.0378
CAN 10yr	3.692	0.006

EQUITIES

	Last	Change
Nasdaq	13926.05	112.47
TSX	1235.012	17.766
S&P 500	4505.1	37.66

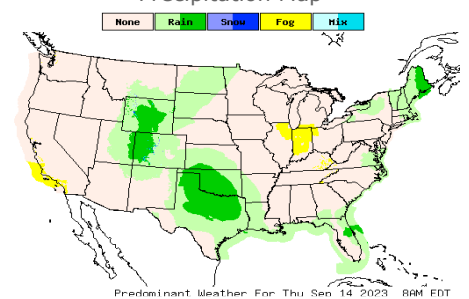
Weather Data

Temperature Map



City	HIGH °F	LOW °F
Calgary	68	48
Conway	78	56
Cushing	78	65
Denver	73	54
Houston	87	78
Mont Belvieu	83	74
Sarnia	64	49
Williston	74	56

Precipitation Map



This report has been prepared by PFL Petroleum Limited personnel for your information only and the views expressed are intended to provide market commentary and are not recommendations. This report is not an offer to sell or a solicitation of any offer to buy any security. The information contained herein has been compiled by PFL from sources believed to be reliable, but no representation or warranty, express or implied, is made by PFL Petroleum Limited, its affiliates or any other person as to its accuracy, completeness or correctness. Copyright 2017 PFL Petroleum Limited. All Rights Reserved