



# MARKET DAILY

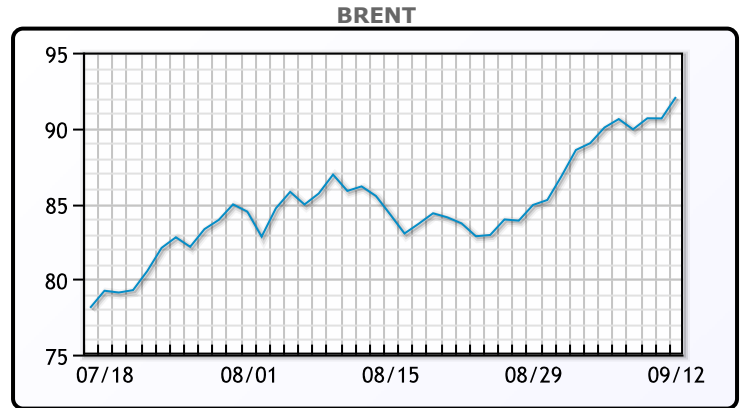
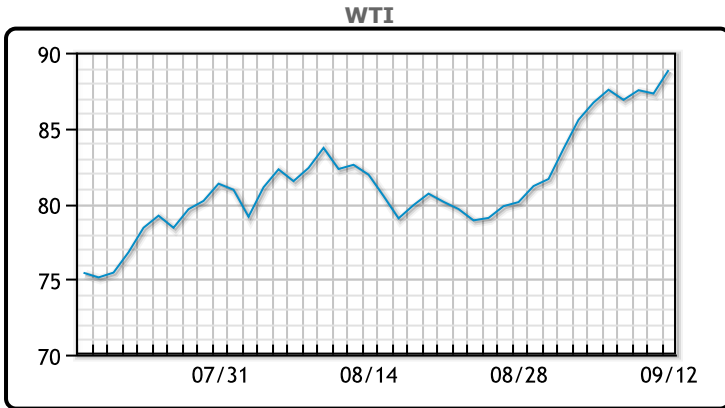
<https://www.pflpetroleum.com>  
 1865 Veterans Park Dr. Suite 303  
 Naples, Florida 34109  
 Phone: 239-390-2885  
 Fax: 239-949-0611  
 Sep 12, 2023 6:55 PM

Major Energy Futures		
	Settle	Change
Brent	92.06	1.42
Gas Oil	976	14
Natural Gas	2.743	0.135
RBOB	272.79	0.92
ULSD	332.83	-3.39
WTI	88.84	1.55

**Market Commentary**

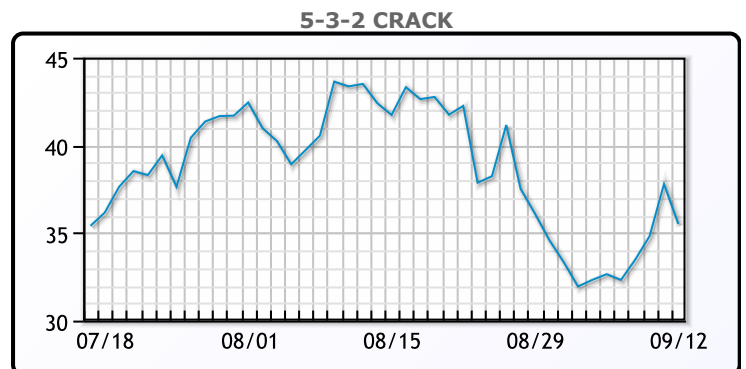
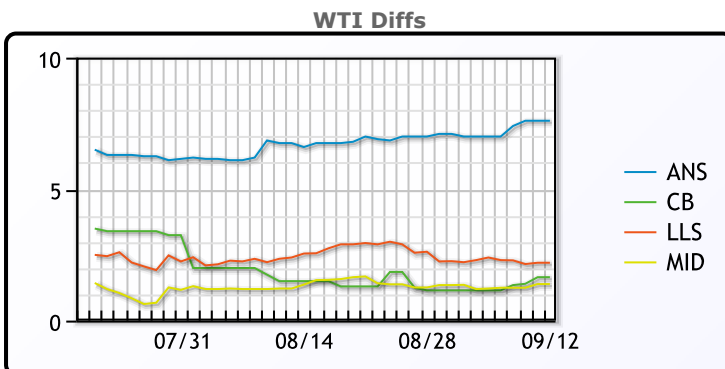
Oil jumped 2% today to a 10 month high on the back of OPEC predicting tight supplies. U.S. West Texas Intermediate crude rose \$1.55 per barrel, to settle at \$88.84 per barrel. Brent futures rose US \$1.42 per barrel, to settle at US\$92.06 per barrel. From a technical standpoint both benchmarks remain technically overbought, and closed at their highest levels since November 2022. You have to be brave to go long but shorting this market could be punitive nothing about oil is fundamentally driven anymore as we in the U.S. are a net buyer and have no control. OPEC stuck to its forecasts for robust growth in global oil demand in 2023 and 2024, citing signs that major economies are stronger than expected. OPEC's monthly report forecast world oil demand will rise by 2.25 million barrels per day in 2024.

## Crude & Product Markets

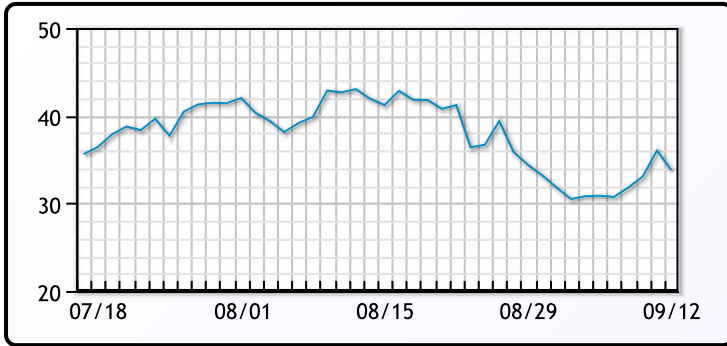


CRUDE			
	Last	Week Ago	Month Ago
ANS	96.44	93.69	89.94
BLS	90.49	87.84	84.69
LLS	91.04	89.16	85.75
Mid	90.23	88.12	84.73
WTI	88.84	86.69	83.19

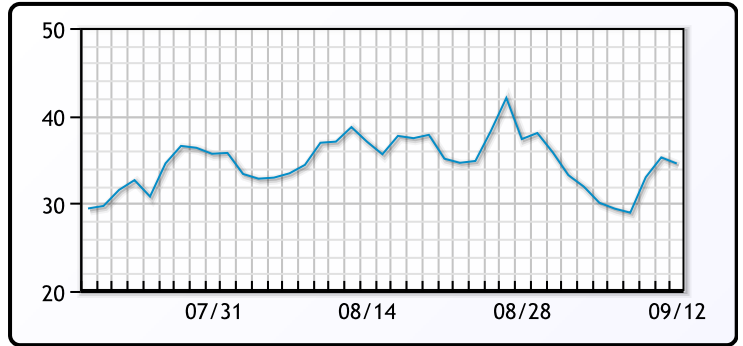
PRODUCTS			
	Last	Week Ago	Month Ago
Gulf RBOB	2.6814	2.5555	2.9224
Gulf ULSD	3.2638	3.1528	3.0575
NYH RBOB	2.9354	2.8355	2.9889
NYH ULSD	3.3458	3.2433	3.11483
USGC 3%	81.875	83.875	80.125



3-2-1 Crack



Gulf 3-2-1 Crack



NGLs

MB

	Last	Week Ago	Month Ago
Butane	89.25	87	82.75
IsoButane	100.25	98.5	106.25
Natural Gasoline	174.5	166	159
Propane	78.25	73.75	70.5

CONWAY

	Last	Week Ago	Month Ago
Butane	91	89	85.5
IsoButane	109.5	110	107.5
Natural Gasoline	181	172	166.5
Propane	77.75	72.25	70

MB NON

	Last	Week Ago	Month Ago
Butane	93.25	91	88.25
IsoButane	100.25	98.5	106.25
Natural Gasoline	175	166	159.25
Propane	78.4	73.3	68.8

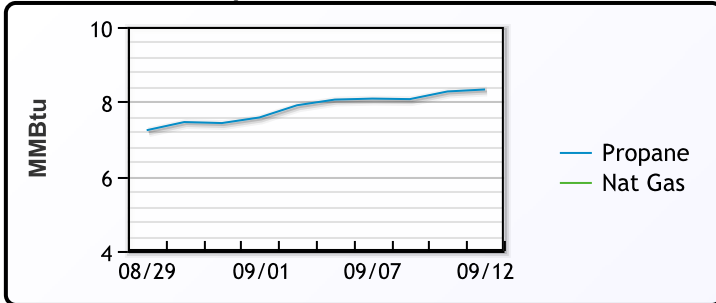
EDMONTON

	Last	Week Ago	Month Ago
Propane	63.1	57.5	54

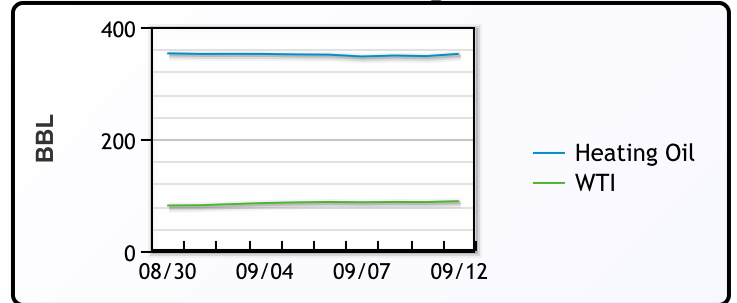
SARNIA

	Last	Week Ago	Month Ago
Propane	89.4	86.5	87.5

Propane MT.B Tet vs Nat Gas



WTI vs Heating Oil



FX

	Last	Change
CAD	1.3553	0
DXY	104.711	0.142
Gold	1913.42	-0.25

RATES

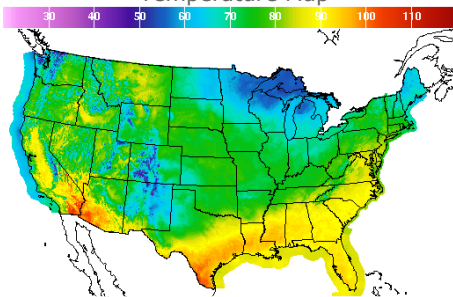
	Last	Change
US 2yr	5.02	0.0295
US 10yr	4.2801	-0.0079
CAN 10yr	3.695	-0.002

EQUITIES

	Last	Change
Nasdaq	13773.61	-144.28
TSX	1212.617	2.833
S&P 500	4461.9	-25.56

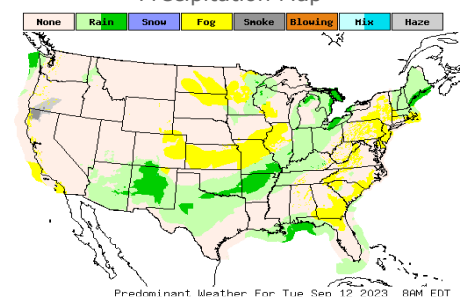
Weather Data

Temperature Map



City	HIGH °F	LOW °F
Calgary	74	52
Conway	63	42
Cushing	75	61
Denver	76	57
Houston	97	80
Mont Belvieu	95	76
Sarnia	68	58
Williston	74	50

Precipitation Map



This report has been prepared by PFL Petroleum Limited personnel for your information only and the views expressed are intended to provide market commentary and are not recommendations. This report is not an offer to sell or a solicitation of any offer to buy any security. The information contained herein has been compiled by PFL from sources believed to be reliable, but no representation or warranty, express or implied, is made by PFL Petroleum Limited, its affiliates or any other person as to its accuracy, completeness or correctness. Copyright 2017 PFL Petroleum Limited. All Rights Reserved