



# MARKET DAILY

<https://www.pflpetroleum.com>  
 1865 Veterans Park Dr. Suite 303  
 Naples, Florida 34109  
 Phone: 239-390-2885  
 Fax: 239-949-0611  
 Sep 1, 2023 9:22 PM

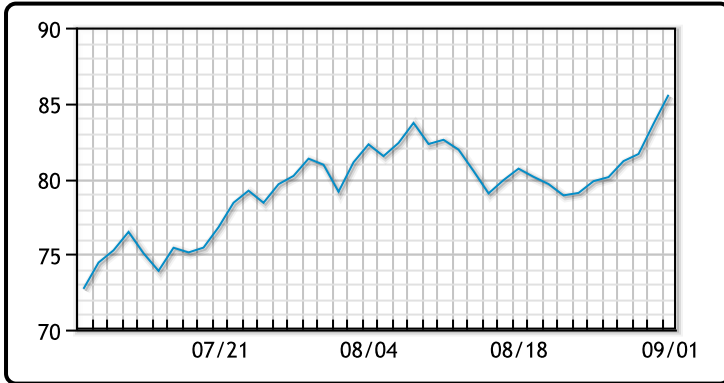
Major Energy Futures		
	Settle	Change
Brent	88.49	1.66
Gas Oil	916.5	0.5
Natural Gas	2.765	-0.028
RBOB	259.12	-0.12
ULSD	310.5	4.73
WTI	85.02	1.39

## Market Commentary

Oil prices broke higher today closing at seven month highs. After surging for the last couple weeks oil is approaching the upper part of a huge technical range. This Brent close above the \$88 level pushed the 50 day moving average above the 200 day moving average which in technical terms could mean a big break out to the upside. On the fundamental side Saudi Araiba is widely expected to extend its voluntary 1MM/bpd production cut into October and Russia has already agreed to cut exports next month. "There is a realization the economy is not falling off the map, and signs that demand is near record highs," said Price Futures Group analyst Phil Flynn. "People have to face the cold, hard reality that supplies are below average." WTI traded up \$1.39 or 1.7% to close at \$85.02. Brent traded up \$1.66 or 1.9% to close at \$88.49.

## Crude & Product Markets

WTI



BRENT



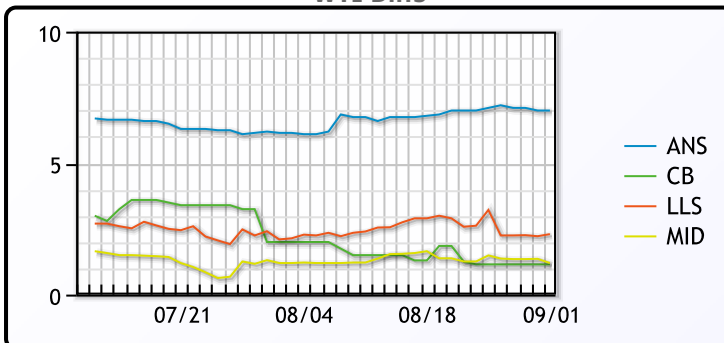
CRUDE

	Last	Week Ago	Month Ago
ANS	92.55	87.58	87.52
BLS	86.7	81.63	83.37
LLS	87.85	83.7	83.51
Mid	86.75	81.97	82.57
WTI	85.55	80.48	81.37

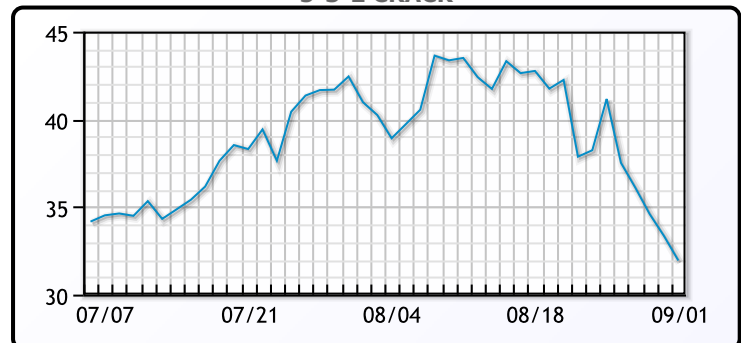
PRODUCTS

	Last	Week Ago	Month Ago
Gulf RBOB	2.5672	2.691	2.898
Gulf ULSD	3.055	3.2408	2.9614
NYH RBOB	2.8477	2.8899	2.9345
NYH ULSD	3.14	3.3145	3.03715
USGC 3%	83.875	75.875	78.125

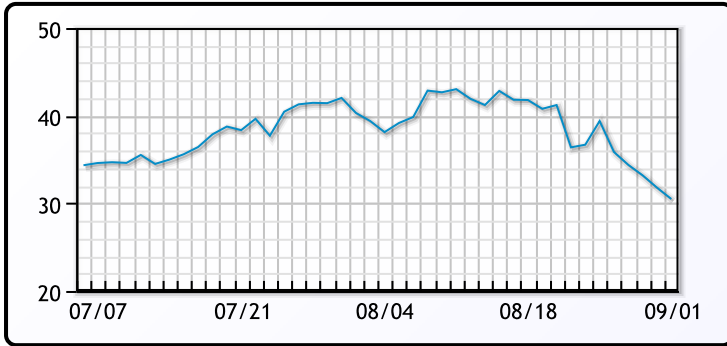
WTI Diffs



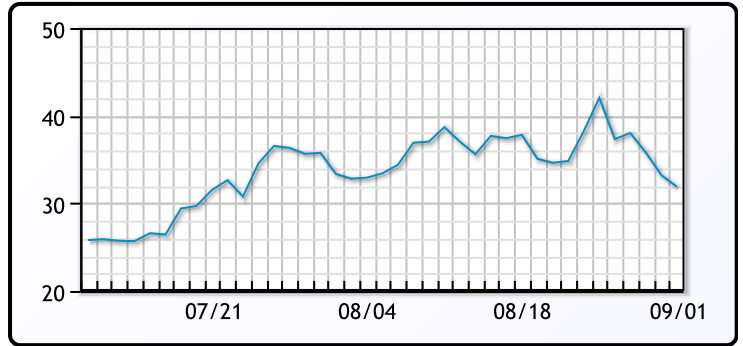
5-3-2 CRACK



3-2-1 Crack



Gulf 3-2-1 Crack



NGLs

MB

	Last	Week Ago	Month Ago
Butane	65	60	62
IsoButane	100.3	96.8	102
Natural Gasoline	164	156.3	152.5
Propane	72.5	67.8	72.8

CONWAY

	Last	Week Ago	Month Ago
Butane	89.3	82.1	83.5
IsoButane	112	104	104
Natural Gasoline	168.5	159	158.5
Propane	71.4	66.3	71.4

MB NON

	Last	Week Ago	Month Ago
Butane	90.5	85	87
IsoButane	100.3	96.3	102
Natural Gasoline	164	156.3	152.3
Propane	72.5	67.5	69.8

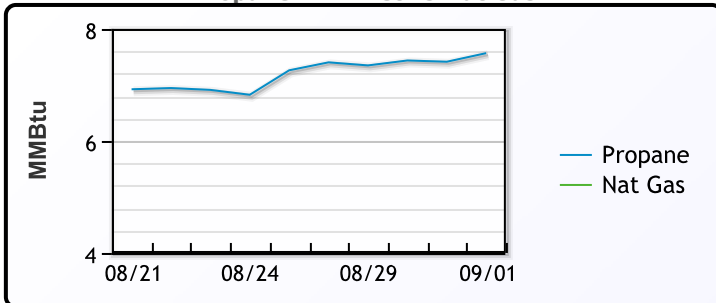
EDMONTON

	Last	Week Ago	Month Ago
Propane	56.4	48	56.4

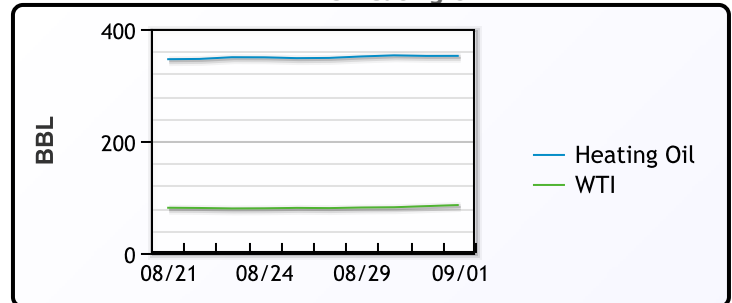
SARNIA

	Last	Week Ago	Month Ago
Propane	81.8	78.3	85

Propane MT.B Tet vs Nat Gas



WTI vs Heating Oil



FX

	Last	Change
CAD	1.3592	0.0084
DXY	104.236	0.617
Gold	1940.06	-0.13

RATES

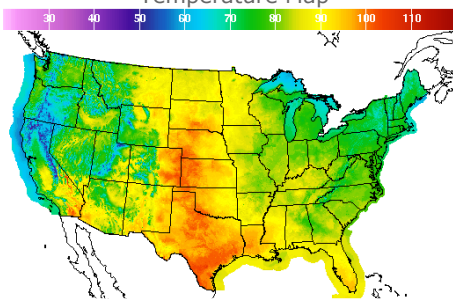
	Last	Change
US 2yr	4.8785	0.0156
US 10yr	4.1788	0.0707
CAN 10yr	3.563	-0.001

EQUITIES

	Last	Change
Nasdaq	14031.81	-3.16
TSX	1231.674	15.601
S&P 500	4515.77	8.11

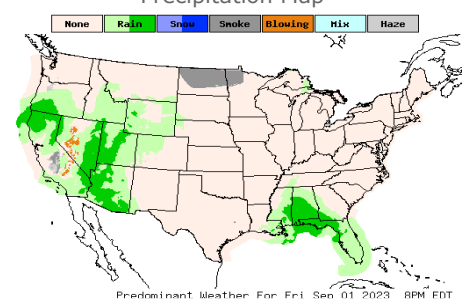
Weather Data

Temperature Map



City	HIGH °F	LOW °F
Calgary	76	56
Conway	89	66
Cushing	96	65
Denver	97	72
Houston	101	82
Mont Belvieu	97	75
Sarnia	74	53
Williston	87	63

Precipitation Map



This report has been prepared by PFL Petroleum Limited personnel for your information only and the views expressed are intended to provide market commentary and are not recommendations. This report is not an offer to sell or a solicitation of any offer to buy any security. The information contained herein has been compiled by PFL from sources believed to be reliable, but no representation or warranty, express or implied, is made by PFL Petroleum Limited, its affiliates or any other person as to its accuracy, completeness or correctness. Copyright 2017 PFL Petroleum Limited. All Rights Reserved