



MARKET DAILY

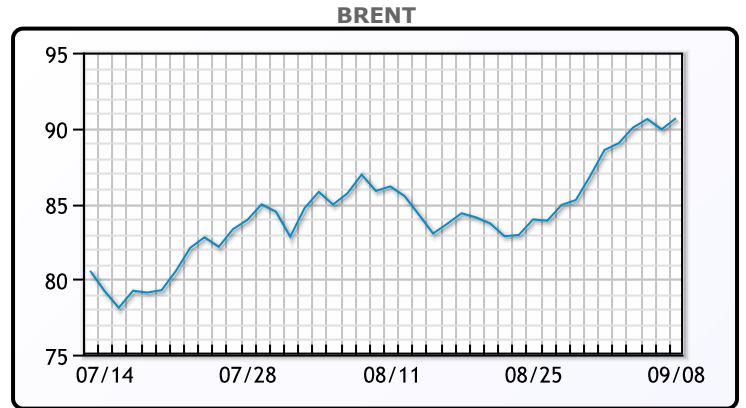
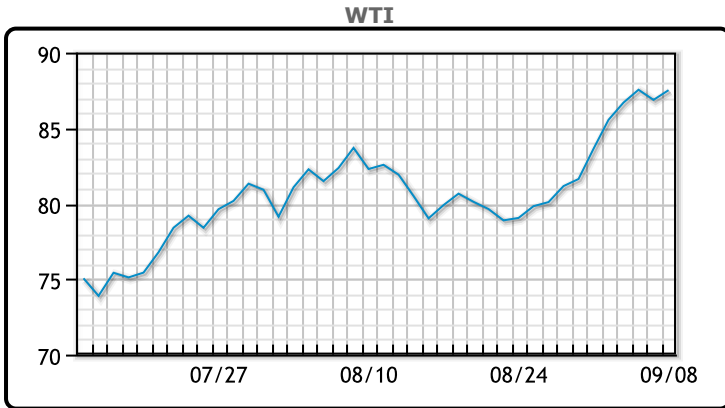
<https://www.pflpetroleum.com>
 1865 Veterans Park Dr. Suite 303
 Naples, Florida 34109
 Phone: 239-390-2885
 Fax: 239-949-0611
 Sep 11, 2023 7:32 PM

Major Energy Futures		
	Settle	Change
Brent	90.64	-0.01
Gas Oil	988.75	13.75
Natural Gas	2.605	0.069
RBOB	265.37	2.16
ULSD	329.91	1.96
WTI	87.29	-0.22

Market Commentary

Oil prices were pretty much flat for the day but holding above the key \$90 per barrel level. Saudi Arabia and Russia last week announced that they will extend voluntary supply cuts of a combined 1.3 million barrels per day (bpd) until the end of the year. "Much of this reduced supply has simply served to offset a major slowdown in global oil demand," said Jim Ritterbusch, president of Ritterbusch and Associates in Galena, Illinois. A batch of macroeconomic data expected this week will inform whether central banks in Europe and the United States continue their aggressive rate hike campaigns. U.S. August consumer price index (CPI) data is due on Wednesday and could provide a steer on whether more increases to interest rates will be on the cards. The inflation data is likely to influence everything from stocks to foreign exchange, fixed income and commodity prices, said Naeem Aslam of Zaye Capital Markets. WTI traded down \$.22 to close at \$87.29. Brent traded down \$.01 to close at \$90.64.

Crude & Product Markets

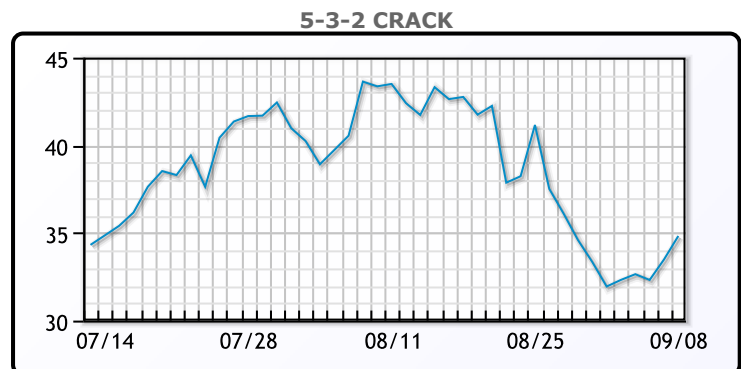
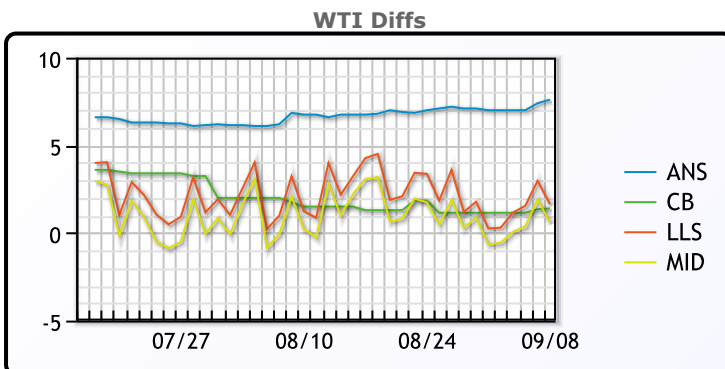


CRUDE

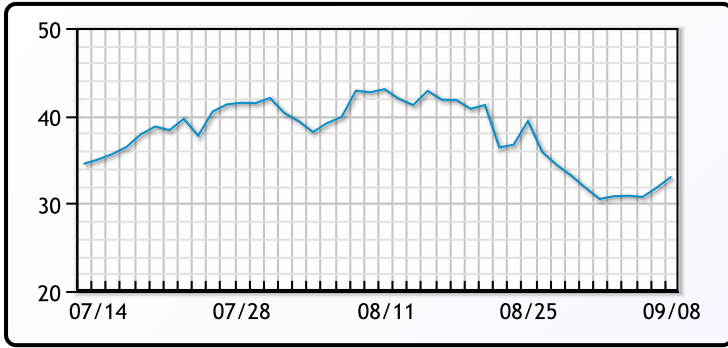
	Last	Week Ago	Month Ago
ANS	95.11	92.55	89.67
BLS	88.91	86.7	84.42
LLS	89.16	87.85	84.16
Mid	88.12	86.75	83.14
WTI	87.51	85.55	82.92

PRODUCTS

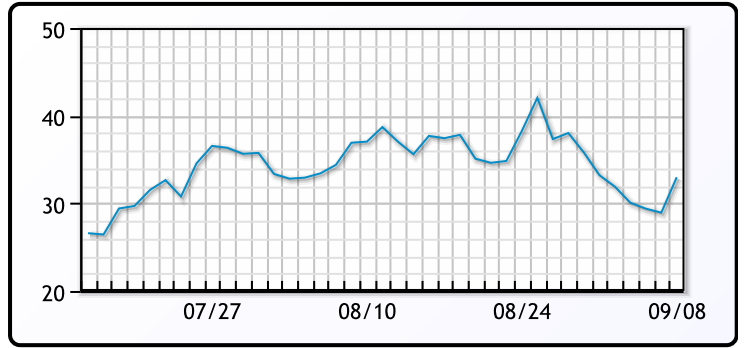
	Last	Week Ago	Month Ago
Gulf RBOB	2.5555	2.5672	2.8269
Gulf ULSD	3.1528	3.055	2.945
NYH RBOB	2.8355	2.8477	2.8344
NYH ULSD	3.2433	3.14	3.0205
USGC 3%	83.625	83.875	78.625



3-2-1 Crack



Gulf 3-2-1 Crack



NGLs

MB

	Last	Week Ago	Month Ago
Butane	82.3	65	63.6
IsoButane	94.8	100.3	102.3
Natural Gasoline	169	164	156.8
Propane	75.8	72.5	73.6

CONWAY

	Last	Week Ago	Month Ago
Butane	87.5	89.3	86.5
IsoButane	106	112	108
Natural Gasoline	175.5	168.5	163
Propane	74.8	71.4	72.5

MB NON

	Last	Week Ago	Month Ago
Butane	89.8	90.5	88.6
IsoButane	94.8	100.3	102.3
Natural Gasoline	169	164	156.8
Propane	75.6	72.5	72.8

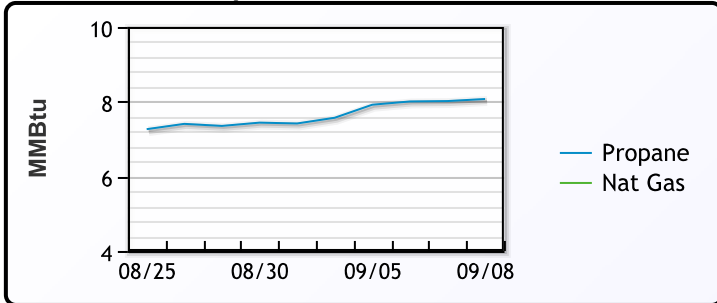
EDMONTON

	Last	Week Ago	Month Ago
Propane	59.8	56.4	57.5

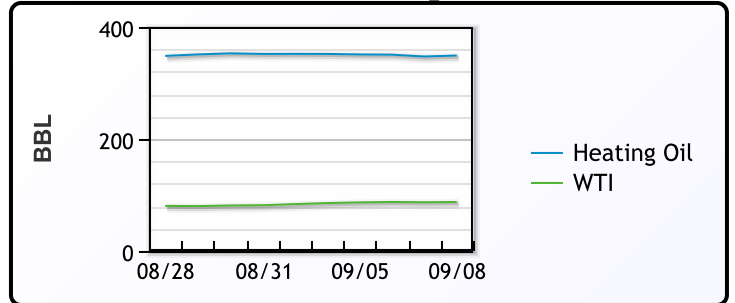
SARNIA

	Last	Week Ago	Month Ago
Propane	87.5	81.8	87

Propane MT.B Tet vs Nat Gas



WTI vs Heating Oil



FX

	Last	Change
CAD	1.364	-0.0045
DXY	105.09	0.031
Gold	1919.08	-0.6

RATES

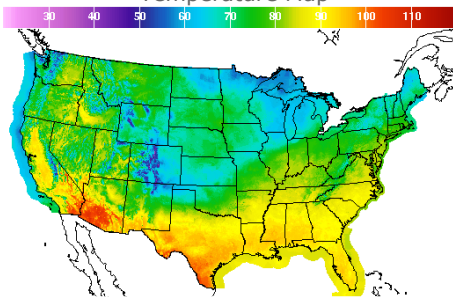
	Last	Change
US 2yr	4.9906	0.0437
US 10yr	4.2641	0.02
CAN 10yr	3.675	0.031

EQUITIES

	Last	Change
Nasdaq	13761.53	12.7
TSX	1203.06	-3.487
S&P 500	4457.49	6.35

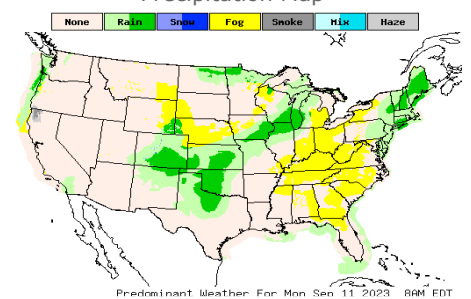
Weather Data

Temperature Map



City	HIGH °F	LOW °F
Calgary	75	46
Conway	65	51
Cushing	76	63
Denver	66	56
Houston	96	75
Mont Belvieu	93	69
Sarnia	71	58
Williston	74	53

Precipitation Map



This report has been prepared by PFL Petroleum Limited personnel for your information only and the views expressed are intended to provide market commentary and are not recommendations. This report is not an offer to sell or a solicitation of any offer to buy any security. The information contained herein has been compiled by PFL from sources believed to be reliable, but no representation or warranty, express or implied, is made by PFL Petroleum Limited, its affiliates or any other person as to its accuracy, completeness or correctness. Copyright 2017 PFL Petroleum Limited. All Rights Reserved