



MARKET DAILY

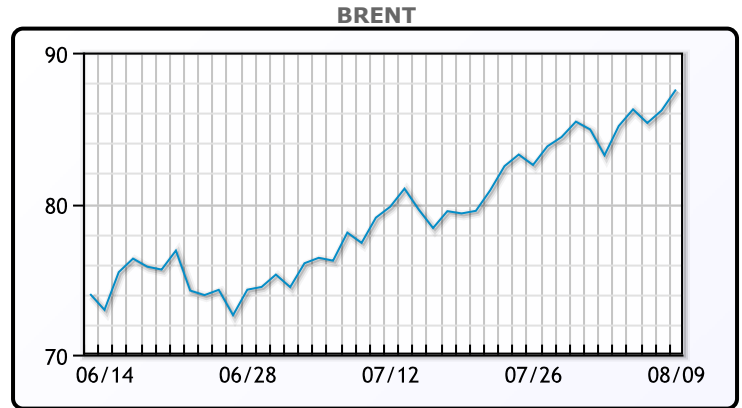
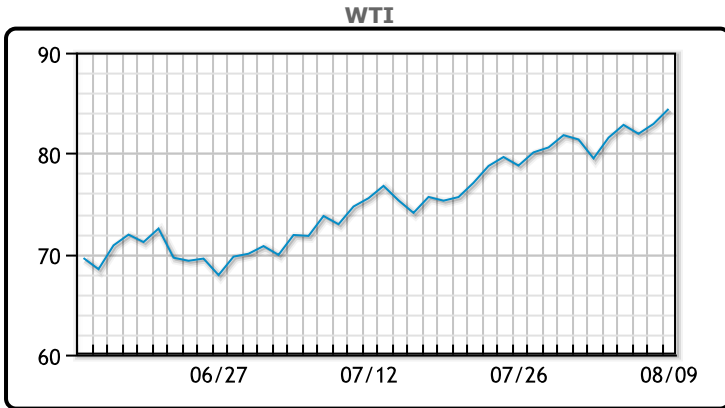
<https://www.pflpetroleum.com>
 1865 Veterans Park Dr. Suite 303
 Naples, Florida 34109
 Phone: 239-390-2885
 Fax: 239-949-0611
 Aug 9, 2023 6:38 PM

Major Energy Futures		
	Settle	Change
Brent	87.55	1.38
Gas Oil	941.75	-0.25
Natural Gas	2.959	0.182
RBOB	292.84	8.33
ULSD	320.7	12.14
WTI	84.4	1.48

Market Commentary

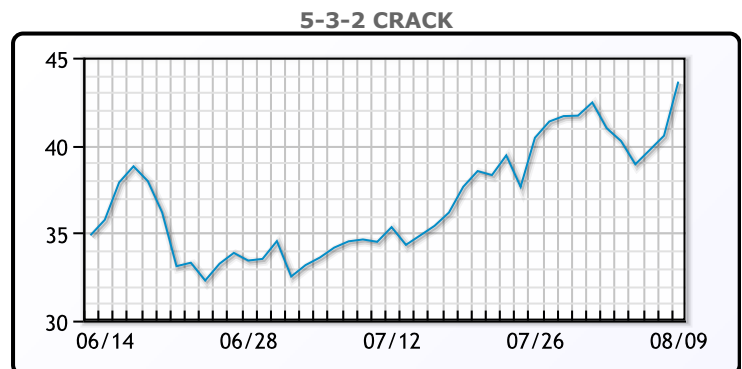
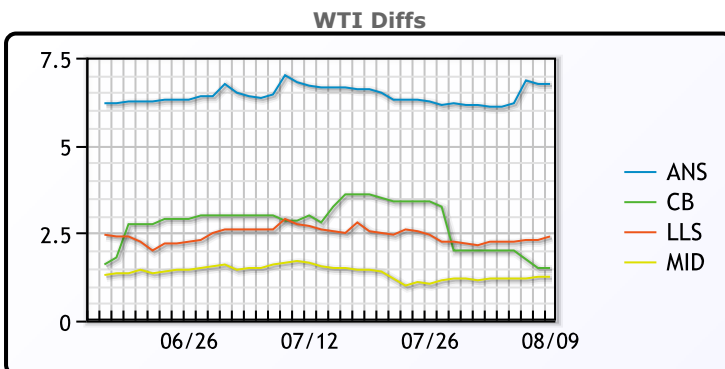
Oil prices hit new highs today with Brent trading at its highest since January and WTI trading at its highest since November of last year. Gasoline and distillate inventories continue to draw down as stocks had a draw of 2.7MM/bbls and 1.7MM/bbls respectively. "The draws in refined products continue to be bullish for the oil market," said Andrew Lipow, president at Lipow Oil Associates in Houston. Crude stocks had a build of 5.8MM/bbls but the market shrugged that off after last week's record draw. Chinas consumer sector fell into deflation and factory gate prices extended declines in July. WTI traded up \$1.48 or 1.8% to close at \$84.40. Brent traded up \$1.38 or 1.6% to close at \$87.55

Crude & Product Markets



CRUDE			
	Last	Week Ago	Month Ago
ANS	91.15	85.59	80.66
BLS	85.9	81.49	76.71
LLS	86.8	81.74	76.61
Mid	85.65	80.69	75.56
WTI	84.4	79.49	73.86

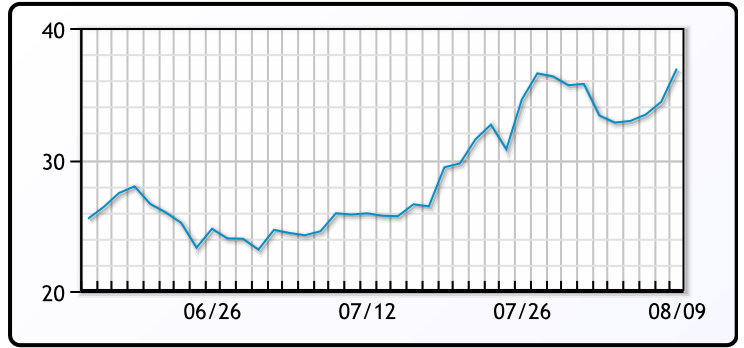
PRODUCTS			
	Last	Week Ago	Month Ago
Gulf RBOB	292.84	277.83	253.055
Gulf ULSD	314.325	293.68	249.16
NYH RBOB	295.59	282.08	266.93
NYH ULSD	320.825	301.68	256.785
USGC 3%	80.375	77.125	71.125



3-2-1 Crack



Gulf 3-2-1 Crack



NGLs

MB

	Last	Week Ago	Month Ago
Butane	84	81	64.625
IsoButane	105.5	103	75.125
Natural Gasoline	160.3	149	132.5
Propane	73	72.875	59

MB NON

	Last	Week Ago	Month Ago
Butane	89.5	86.5	67.625
IsoButane	105.5	103	75.125
Natural Gasoline	160	148.5	132.5
Propane	72	69.5	58.3

CONWAY

	Last	Week Ago	Month Ago
Butane	87.25	84.25	64.5
IsoButane	108	104	80
Natural Gasoline	167	156	142.5
Propane	71.25	71.125	56

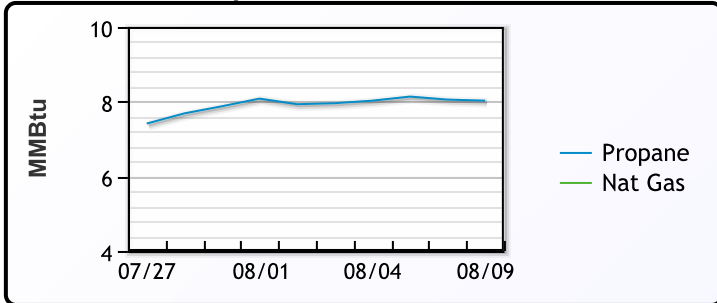
EDMONTON

	Last	Week Ago	Month Ago
Propane	56.5	56	41.3

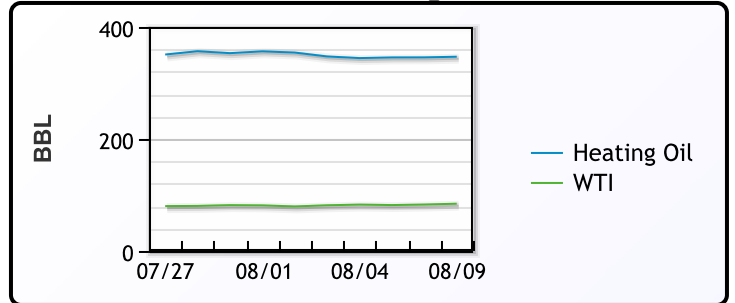
SARNIA

	Last	Week Ago	Month Ago
Propane	89.3	85	69.5

Propane MT.B Tet vs Nat Gas



WTI vs Heating Oil



FX

	Last	Change
CAD	1.342	0.0001
DXY	102.49	-0.038
Gold	1916.13	1.67

RATES

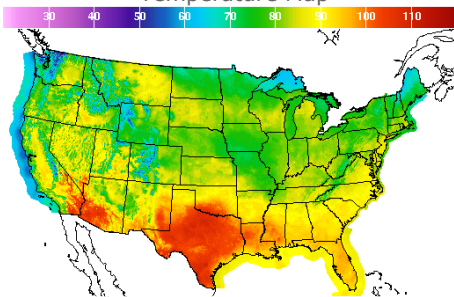
	Last	Change
US 2yr	4.808	0.0566
US 10yr	4.0081	-0.0139
CAN 10yr	3.521	0.019

EQUITIES

	Last	Change
Nasdaq	13722.02	-162.3
TSX	1215.13	5.837
S&P 500	4467.71	-31.67

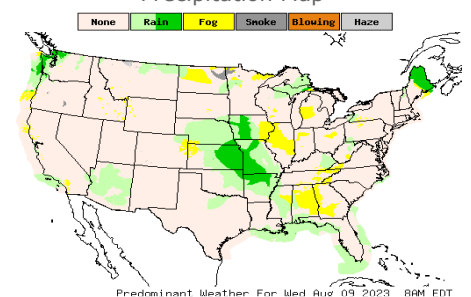
Weather Data

Temperature Map



City	HIGH °F	LOW °F
Calgary	76	51
Conway	73	52
Cushing	93	72
Denver	82	61
Houston	102	82
Mont Belvieu	98	81
Sarnia	80	60
Williston	77	60

Precipitation Map



This report has been prepared by PFL Petroleum Limited personnel for your information only and the views expressed are intended to provide market commentary and are not recommendations. This report is not an offer to sell or a solicitation of any offer to buy any security. The information contained herein has been compiled by PFL from sources believed to be reliable, but no representation or warranty, express or implied, is made by PFL Petroleum Limited, its affiliates or any other person as to its accuracy, completeness or correctness. Copyright 2017 PFL Petroleum Limited. All Rights Reserved