



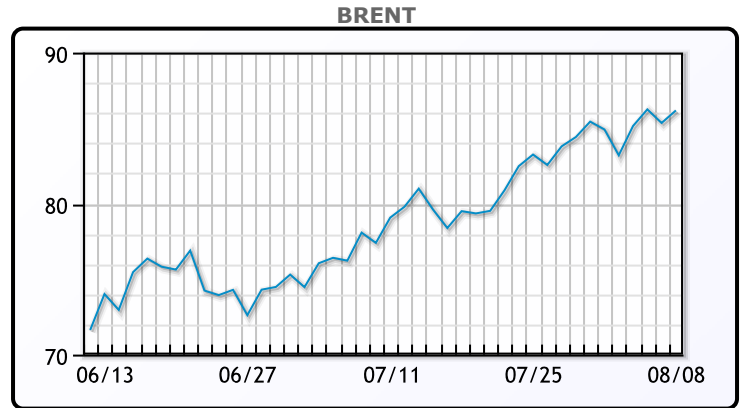
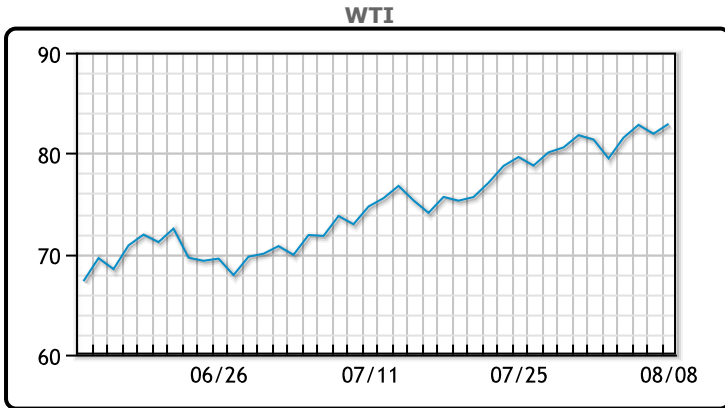
MARKET DAILY

<https://www.pflpetroleum.com>
 1865 Veterans Park Dr. Suite 303
 Naples, Florida 34109
 Phone: 239-390-2885
 Fax: 239-949-0611
 Aug 8, 2023 6:56 PM

Major Energy Futures		
	Settle	Change
Brent	86.17	0.83
Gas Oil	888.75	-14.5
Natural Gas	2.777	0.052
RBOB	284.51	4.07
ULSD	308.56	7.01
WTI	82.92	0.98

Market Commentary
 Oil prices were slightly higher today after trading down big early in the session but rebounding after the EIA forecasted GDP growth to rise 1.9% in 2023. The EIA also expects Brent crude oil prices to average \$86 in the second half of 2023, up about \$7 from the previous forecast. U.S. crude production is expected to rise by 850,000 barrels per day (bpd) to a record 12.76 million bpd in 2023, the report added, overtaking the last peak of 12.3 million bpd in 2019. "We expect these factors will continue to reduce global oil inventories and put upward pressure on oil prices in the coming months," the EIA added. Weighing on prices, Chinas crude imports were down 18.8% from the previous month to the lowest rate since January. Analysts were expecting a 5% drop but the number came in at -12.4%. WTI traded up \$.98 or \$82.92. Brent traded up \$.83 or \$86.17.

Crude & Product Markets

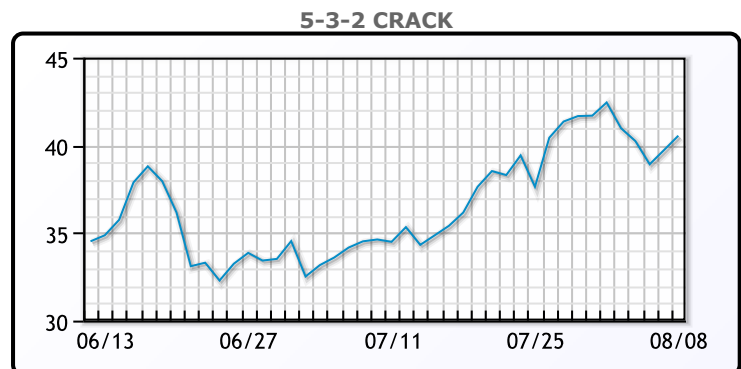
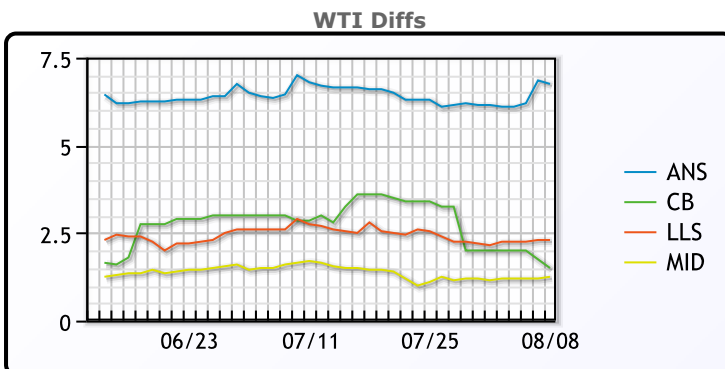


CRUDE

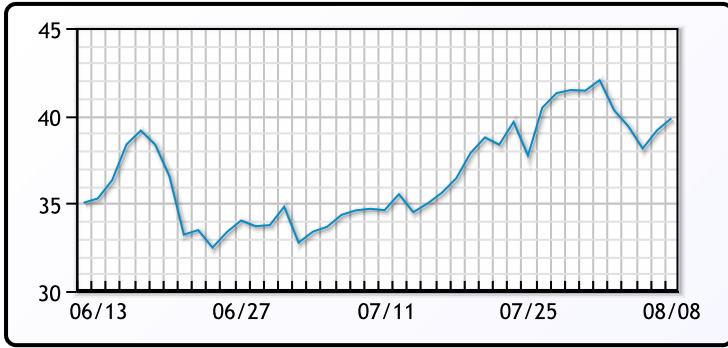
	Last	Week Ago	Month Ago
ANS	89.67	87.52	80.66
BLS	84.42	83.37	76.71
LLS	85.22	83.52	76.61
Mid	84.17	82.52	75.56
WTI	82.92	81.37	73.86

PRODUCTS

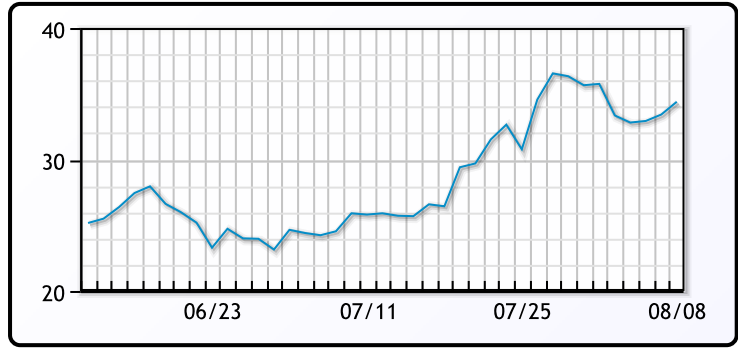
	Last	Week Ago	Month Ago
Gulf RBOB	285.76	291.175	253.055
Gulf ULSD	301.935	296.09	249.16
NYH RBOB	287.26	292.8	266.93
NYH ULSD	308.81	303.84	256.785
USGC 3%	78.625	78.125	71.125



3-2-1 Crack



Gulf 3-2-1 Crack



NGLs

MB

	Last	Week Ago	Month Ago
Butane	63.6	62	42.8
IsoButane	102.3	102	75.5
Natural Gasoline	156.8	152.5	132.5
Propane	73.6	72.8	59

CONWAY

	Last	Week Ago	Month Ago
Butane	86.5	83.5	65
IsoButane	108	104	80
Natural Gasoline	163	158.5	145
Propane	72.5	71.4	56.3

MB NON

	Last	Week Ago	Month Ago
Butane	88.6	87	67.8
IsoButane	102.3	102	75
Natural Gasoline	156.8	152.3	132.5
Propane	72.8	69.8	58.3

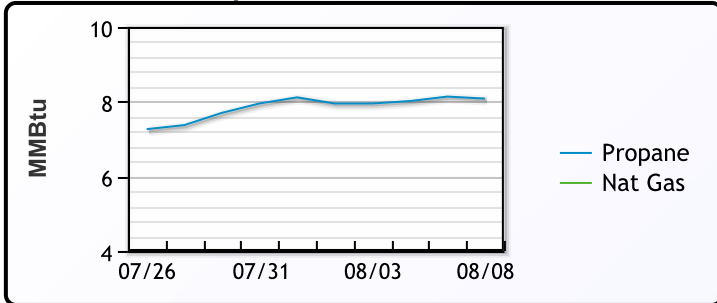
EDMONTON

	Last	Week Ago	Month Ago
Propane	57.5	56.4	41.3

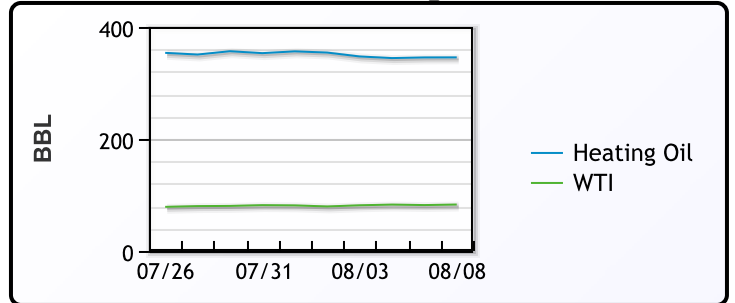
SARNIA

	Last	Week Ago	Month Ago
Propane	87	85	69.5

Propane MT.B Tet vs Nat Gas



WTI vs Heating Oil



FX

	Last	Change
CAD	1.3423	0.0004
DXY	102.528	0.481
Gold	1925.09	-0.15

RATES

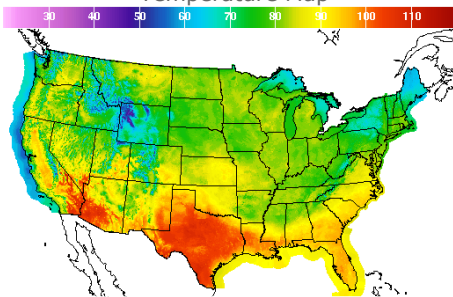
	Last	Change
US 2yr	4.7514	-0.0105
US 10yr	4.022	-0.0665
CAN 10yr	3.502	-0.046

EQUITIES

	Last	Change
Nasdaq	13884.32	-110.08
TSX	1209.293	-1.932
S&P 500	4499.38	-19.06

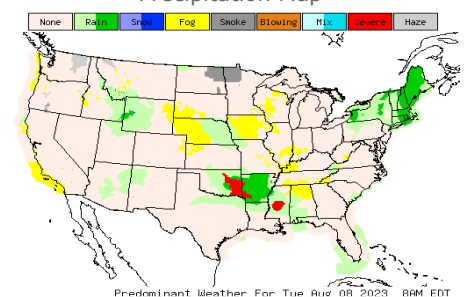
Weather Data

Temperature Map



City	HIGH °F	LOW °F
Calgary	77	51
Conway	79	59
Cushing	88	66
Denver	83	64
Houston	103	82
Mont Belvieu	101	78
Sarnia	78	57
Williston	83	62

Precipitation Map



This report has been prepared by PFL Petroleum Limited personnel for your information only and the views expressed are intended to provide market commentary and are not recommendations. This report is not an offer to sell or a solicitation of any offer to buy any security. The information contained herein has been compiled by PFL from sources believed to be reliable, but no representation or warranty, express or implied, is made by PFL Petroleum Limited, its affiliates or any other person as to its accuracy, completeness or correctness. Copyright 2017 PFL Petroleum Limited. All Rights Reserved