



MARKET DAILY

<https://www.pflpetroleum.com>
 1865 Veterans Park Dr. Suite 303
 Naples, Florida 34109
 Phone: 239-390-2885
 Fax: 239-949-0611
 Aug 7, 2023 8:14 PM

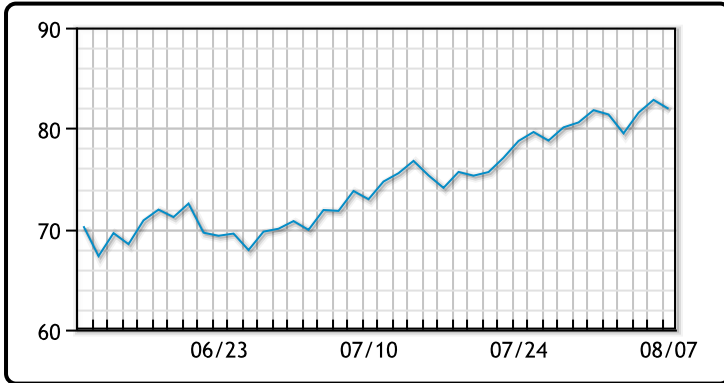
Major Energy Futures		
	Settle	Change
Brent	85.34	-0.90
Gas Oil	889	-14.5
Natural Gas	2.725	0.148
RBOB	280.44	2.13
ULSD	301.55	-4.67
WTI	81.94	-0.88

Market Commentary

Oil prices settled traded down today on a rising dollar and fears of weaker than expected demand out of China. "The summer driving season is winding down in the United States," said Robert Yawger, director of energy futures for Mizuho Securities USA. "If you don't need as much gasoline, you don't need as much oil." Saudi Aramco raised its official selling price to Asia for the third straight month. The market will be closely watching Thursdays CPI report as an indication of Fed monetary policy. Fed Governor Bowman said additional interest rate hikes will be likely needed to lower inflation to the Fed's 2% target. WTI traded down \$.88 or -1.06% to close at \$81.94. Brent traded down \$.90 or -1.04% to close at \$85.34.

Crude & Product Markets

WTI



BRENT



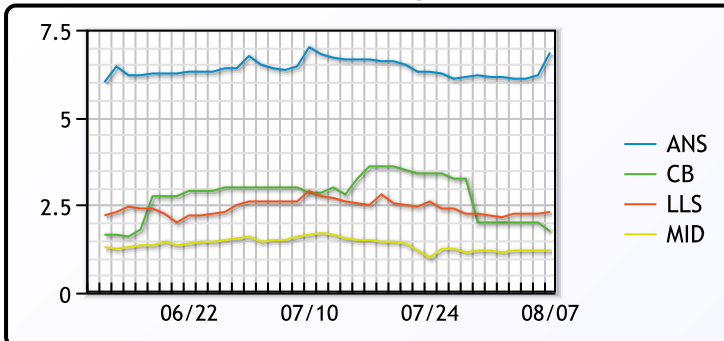
CRUDE

	Last	Week Ago	Month Ago
ANS	88.79	87.95	80.66
BLS	83.69	83.8	76.71
LLS	84.24	84	76.61
Mid	83.14	83	75.56
WTI	81.94	81.8	73.86

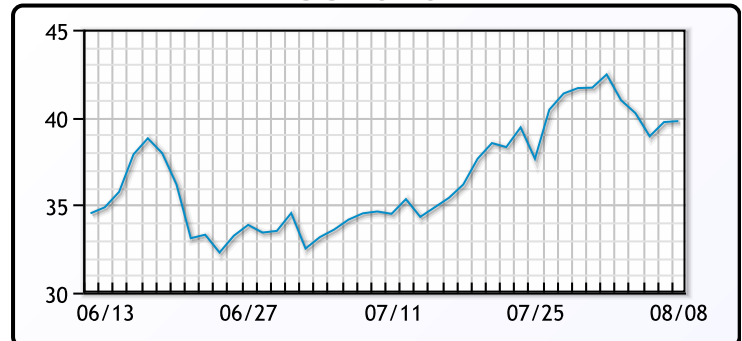
PRODUCTS

	Last	Week Ago	Month Ago
Gulf RBOB	282.69	294.425	253.055
Gulf ULSD	294.5	292.3	249.16
NYH RBOB	283.69	295.55	266.93
NYH ULSD	302.05	299.55	256.785
USGC 3%	77.625	78.375	71.125

WTI Diffs



5-3-2 CRACK



3-2-1 Crack



Gulf 3-2-1 Crack



NGLs

MB

	Last	Week Ago	Month Ago
Butane	88.5	63.4	42.8
IsoButane	104.8	98.4	75.5
Natural Gasoline	153.5	154.8	132.5
Propane	74	74.3	59

CONWAY

	Last	Week Ago	Month Ago
Butane	86.1	84.3	65
IsoButane	107	102	80
Natural Gasoline	161	160.8	145
Propane	72.8	72.5	56.3

MB NON

	Last	Week Ago	Month Ago
Butane	88.8	88.4	67.8
IsoButane	104.8	98.4	75
Natural Gasoline	154	154.8	132.5
Propane	73	71.6	58.3

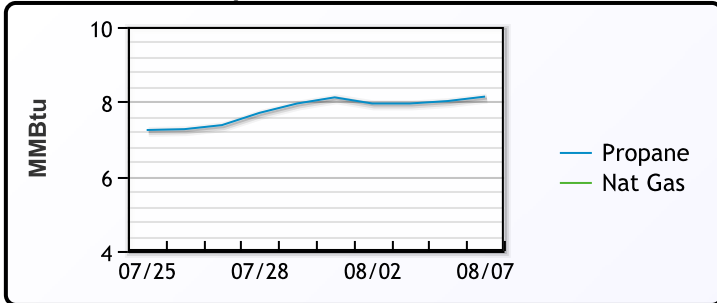
EDMONTON

	Last	Week Ago	Month Ago
Propane	57.8	57.5	41.3

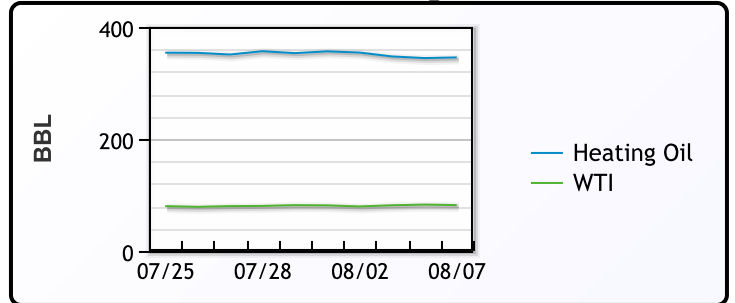
SARNIA

	Last	Week Ago	Month Ago
Propane	87	82	69.5

Propane MT.B Tet vs Nat Gas



WTI vs Heating Oil



FX

	Last	Change
CAD	1.3374	0.0004
DXY	102.095	0.048
Gold	1936.04	-0.52

RATES

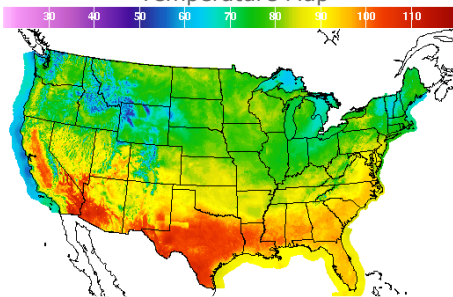
	Last	Change
US 2yr	4.7808	0.0189
US 10yr	4.0783	-0.0102
CAN 10yr	3.548	0

EQUITIES

	Last	Change
Nasdaq	13994.4	85.16
TSX	1211.225	6.953
S&P 500	4518.44	40.41

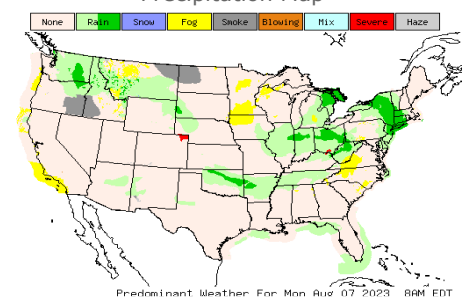
Weather Data

Temperature Map



City	HIGH °F	LOW °F
Calgary	80	52
Conway	83	58
Cushing	86	67
Denver	82	60
Houston	104	82
Mont Belvieu	97	81
Sarnia	67	63
Williston	82	60

Precipitation Map



This report has been prepared by PFL Petroleum Limited personnel for your information only and the views expressed are intended to provide market commentary and are not recommendations. This report is not an offer to sell or a solicitation of any offer to buy any security. The information contained herein has been compiled by PFL from sources believed to be reliable, but no representation or warranty, express or implied, is made by PFL Petroleum Limited, its affiliates or any other person as to its accuracy, completeness or correctness. Copyright 2017 PFL Petroleum Limited. All Rights Reserved