



# MARKET DAILY

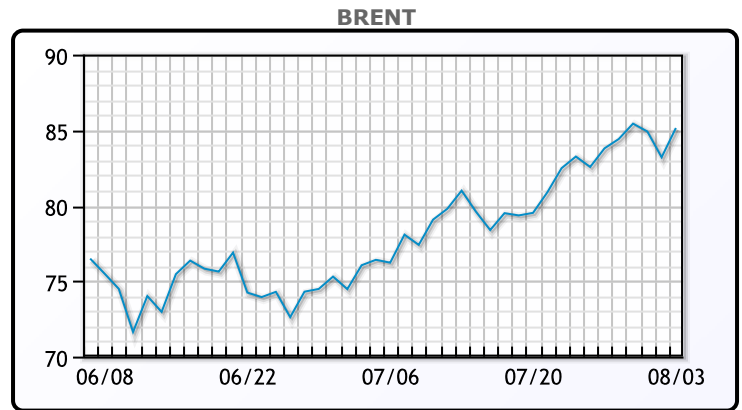
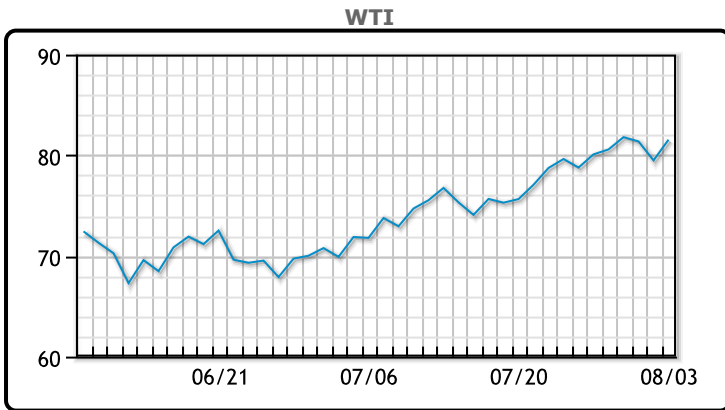
<https://www.pflpetroleum.com>  
 1865 Veterans Park Dr. Suite 303  
 Naples, Florida 34109  
 Phone: 239-390-2885  
 Fax: 239-949-0611  
 Aug 3, 2023 5:48 PM

Major Energy Futures		
	Settle	Change
Brent	85.14	1.94
Gas Oil	899.5	-27
Natural Gas	2.565	-0.083
RBOB	276.47	-9.72
ULSD	307.49	-1.91
WTI	81.55	2.06

**Market Commentary**

Oil prices were higher today as Saudi Arabia and Russia take steps to keep supplies tight into next month and maybe beyond. Diesel futures also rose about 2% to close at their highest since January 2023. A lack of big price moves in recent weeks has cut Brent's historic or actual 30-day close-to-close futures volatility to its lowest since February 2022. OPEC+ ministers will on Friday meet to review the market. "We expect the (OPEC+) meeting to result in the producers' group continuing the production cuts initially made at its Oct. 5 meeting, and increased on a voluntary basis at its April 3 and June 4 meetings," analysts at ClearView Energy Partners, a research firm, said in a note. WTI traded up \$2.06 or 2.6% to close at \$81.55. Brent traded up \$1.94 or 2.3% to close at \$85.14.

## Crude & Product Markets

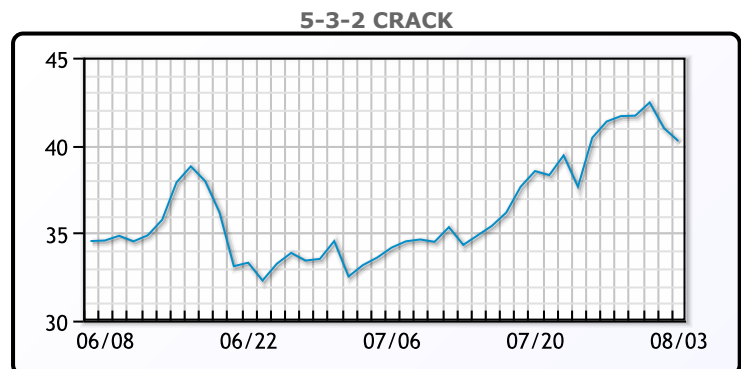
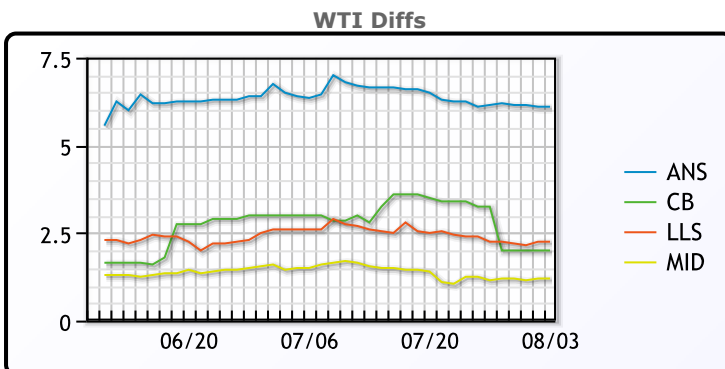


**CRUDE**

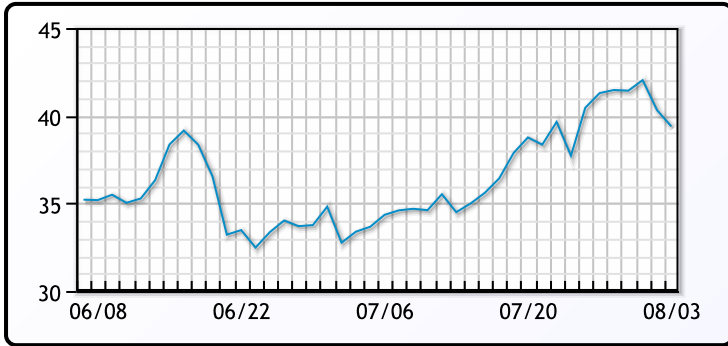
	Last	Week Ago	Month Ago
ANS	87.65	86.24	76.99
BLS	83.55	83.34	73.64
LLS	83.8	82.34	73.24
Mid	82.75	81.24	72.14
WTI	81.55	80.09	70.64

**PRODUCTS**

	Last	Week Ago	Month Ago
Gulf RBOB	276.595	293.275	249.49
Gulf ULSD	300.49	284.73	237.76
NYH RBOB	279.97	295.45	256.49
NYH ULSD	308.49	291.69	245.76
USGC 3%	79.125	74.875	69.125



3-2-1 Crack



Gulf 3-2-1 Crack



NGLs

MB

	Last	Week Ago	Month Ago
Butane	63.1	59.8	43.5
IsoButane	104.1	89.1	63.8
Natural Gasoline	152.3	152.8	126.5
Propane	73.4	70.5	54.5

CONWAY

	Last	Week Ago	Month Ago
Butane	84.8	80.7	60.6
IsoButane	106	101	81
Natural Gasoline	160.5	157	143.3
Propane	72.6	67.5	51.5

MB NON

	Last	Week Ago	Month Ago
Butane	88.1	84.8	63.5
IsoButane	104.1	89.1	72
Natural Gasoline	152	152.8	125.5
Propane	70.1	68.3	54

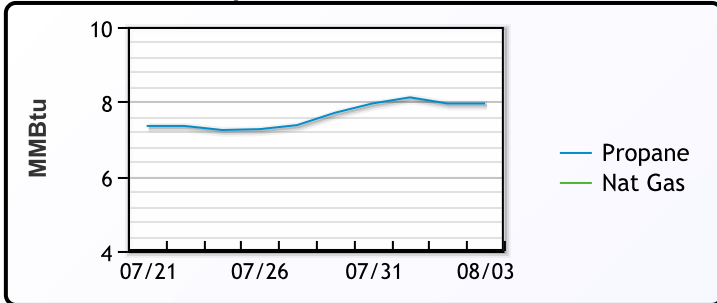
EDMONTON

	Last	Week Ago	Month Ago
Propane	57.5	52	35

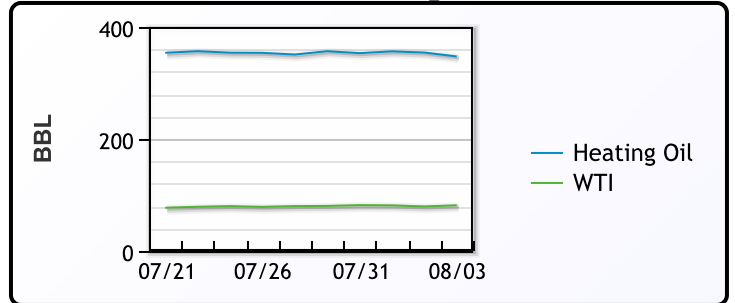
SARNIA

	Last	Week Ago	Month Ago
Propane	87	82	69.5

Propane MT.B Tet vs Nat Gas



WTI vs Heating Oil



FX

	Last	Change
CAD	1.3353	0
DXY	102.475	-0.115
Gold	1934.06	0

RATES

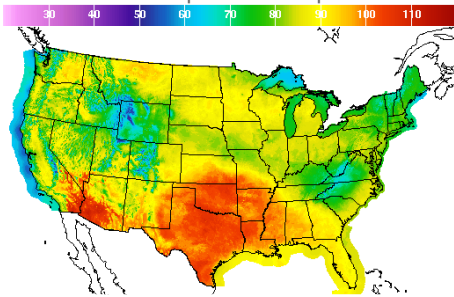
	Last	Change
US 2yr	4.881	0.0043
US 10yr	4.1751	0.0976
CAN 10yr	3.712	0.089

EQUITIES

	Last	Change
Nasdaq	13959.71	-13.74
TSX	1204.27	-7.642
S&P 500	4501.89	-11.5

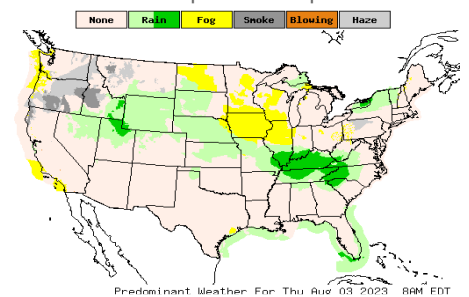
Weather Data

Temperature Map



City	HIGH °F	LOW °F
Calgary	74	53
Conway	87	62
Cushing	106	83
Denver	84	66
Houston	102	83
Mont Belvieu	97	81
Sarnia	83	63
Williston	88	71

Precipitation Map



This report has been prepared by PFL Petroleum Limited personnel for your information only and the views expressed are intended to provide market commentary and are not recommendations. This report is not an offer to sell or a solicitation of any offer to buy any security. The information contained herein has been compiled by PFL from sources believed to be reliable, but no representation or warranty, express or implied, is made by PFL Petroleum Limited, its affiliates or any other person as to its accuracy, completeness or correctness. Copyright 2017 PFL Petroleum Limited. All Rights Reserved