



# MARKET DAILY

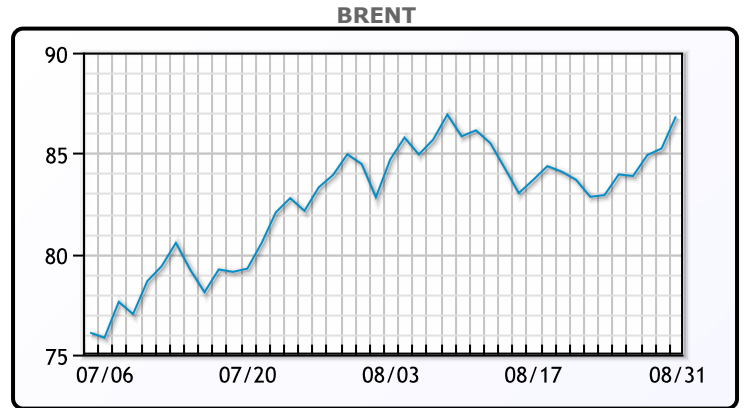
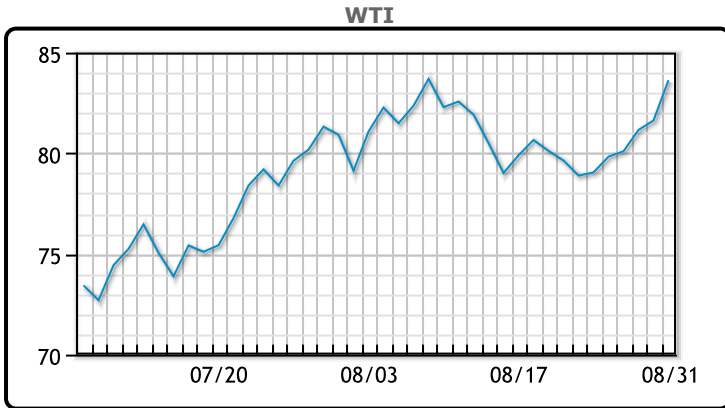
<https://www.pflpetroleum.com>  
 1865 Veterans Park Dr. Suite 303  
 Naples, Florida 34109  
 Phone: 239-390-2885  
 Fax: 239-949-0611  
 Aug 31, 2023 7:55 PM

Major Energy Futures		
	Settle	Change
Brent	86.83	1.59
Gas Oil	895.5	-35.5
Natural Gas	2.768	-0.028
RBOB	256.59	-0.12
ULSD	311.31	4.73
WTI	83.63	2

**Market Commentary**

US crude prices gained today on prospects of OPEC+ production cuts continuing through the end of the year. "With Brent prices having stalled in the mid-\$80s ... the prospect of those Saudi barrels returning to the market any time soon looks slim and the impact is increasingly being felt across the world as commercial stock levels of crude and fuel products continue to drop," said Ole Hansen, a Saxo Bank analyst. China's official purchasing managers' index (PMI) rose to 49.7 from 49.3 in July, the National Bureau of Statistics said, but it remained below the 50-point level. A reading above 50 points represents expansion from the previous month. The U.S. government on Wednesday revised down its gross domestic product growth for the second quarter to 2.1%, from the 2.4% pace reported last month, and data released separately showed private payroll growth slowed significantly in August. WTI traded up \$2.00 or 2.45% to close at \$83.63. Brent traded up \$1.59 or 1.02% to close at \$86.83.

## Crude & Product Markets

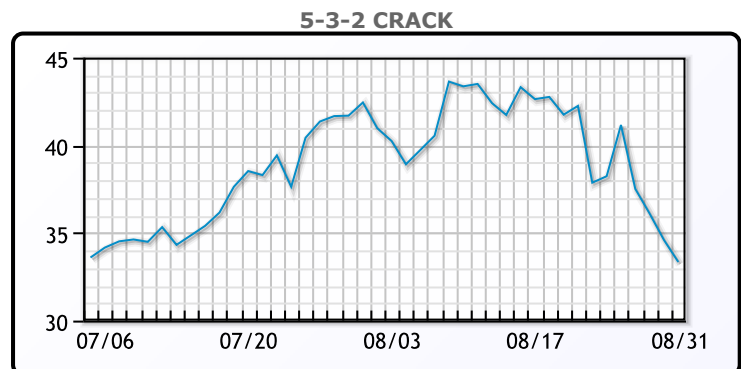
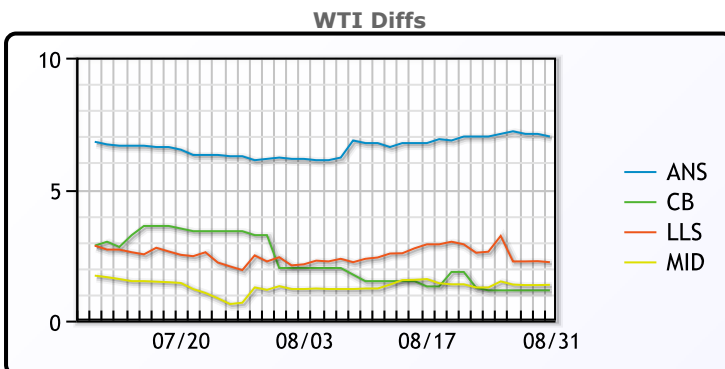


**CRUDE**

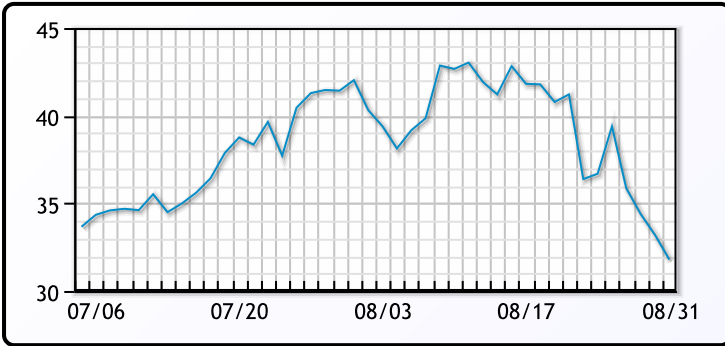
	Last	Week Ago	Month Ago
ANS	90.63	86.7	87.95
BLS	84.78	80.85	83.8
LLS	85.85	83.7	83.9
Mid	84.99	81.97	83
WTI	83.63	79.7	81.8

**PRODUCTS**

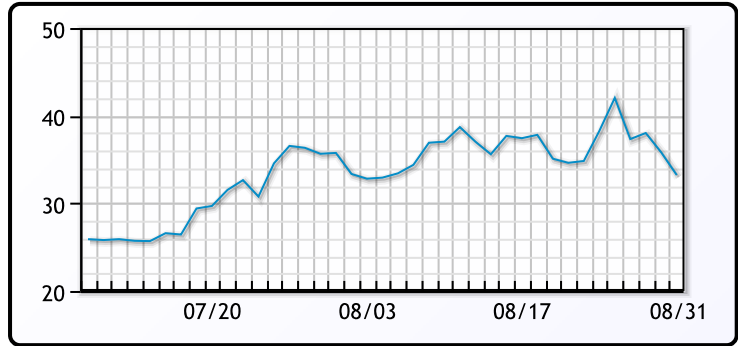
	Last	Week Ago	Month Ago
Gulf RBOB	2.5484	2.691	2.943
Gulf ULSD	3.0741	3.2408	2.9225
NYH RBOB	2.8184	2.8899	2.957
NYH ULSD	3.1131	3.3145	2.9855
USGC 3%	82.125	75.625	78.375



**3-2-1 Crack**



**Gulf 3-2-1 Crack**



**NGLs**

**MB**

	Last	Week Ago	Month Ago
Butane	62.5	57.8	63.4
IsoButane	99.6	95.8	98.4
Natural Gasoline	160.5	153.4	154.8
Propane	69.3	66.5	74.3

**CONWAY**

	Last	Week Ago	Month Ago
Butane	85	80.5	84.3
IsoButane	109	103	102
Natural Gasoline	168	159.8	160.8
Propane	67.8	65.3	72.5

**MB NON**

	Last	Week Ago	Month Ago
Butane	87.5	82.8	88.4
IsoButane	99.6	95.8	98.4
Natural Gasoline	160.5	153.4	154.8
Propane	68.5	66.3	71.6

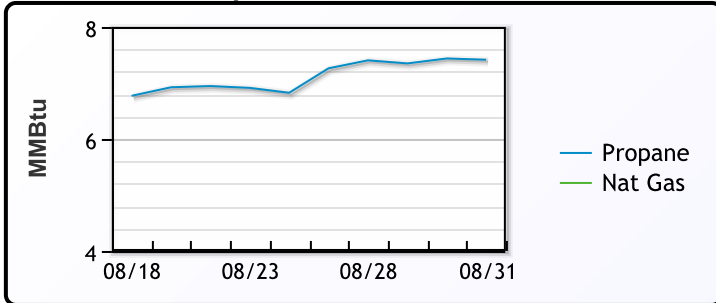
**EDMONTON**

	Last	Week Ago	Month Ago
Propane	52.5	48.3	57.5

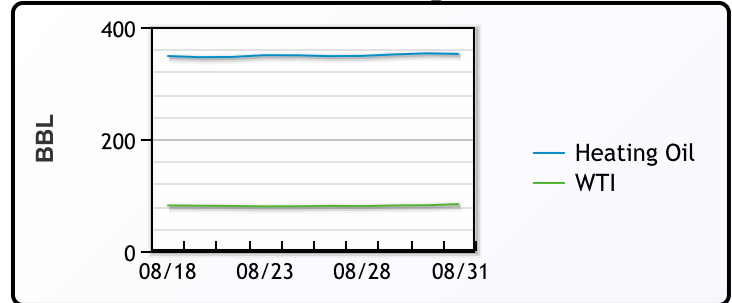
**SARNIA**

	Last	Week Ago	Month Ago
Propane	81.8	78.3	82

**Propane MT.B Tet vs Nat Gas**



**WTI vs Heating Oil**



**FX**

	Last	Change
CAD	1.351	0.0002
DXY	103.624	0.005
Gold	1940.08	-0.11

**RATES**

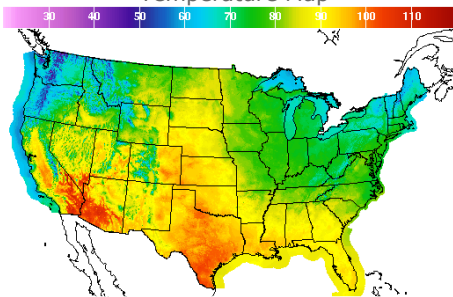
	Last	Change
US 2yr	4.8629	-0.023
US 10yr	4.1081	-0.0058
CAN 10yr	3.564	-0.012

**EQUITIES**

	Last	Change
Nasdaq	14034.97	15.66
TSX	1216.073	-1.933
S&P 500	4507.66	-7.21

**Weather Data**

**Temperature Map**



City	HIGH °F	LOW °F
Calgary	64	55
Conway	88	64
Cushing	91	65
Denver	93	70
Houston	98	80
Mont Belvieu	96	74
Sarnia	67	51
Williston	79	61

**Precipitation Map**

