



MARKET DAILY

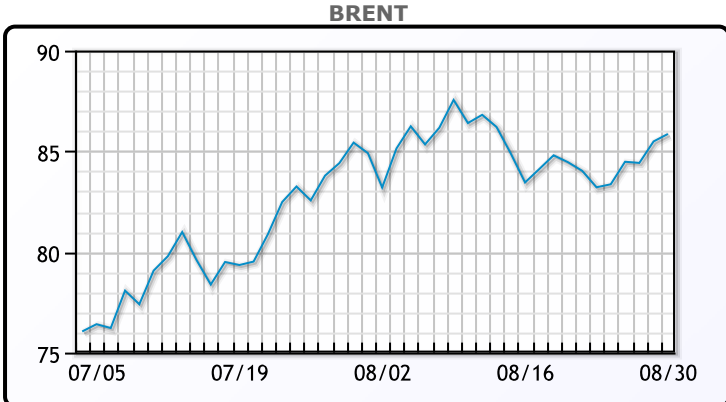
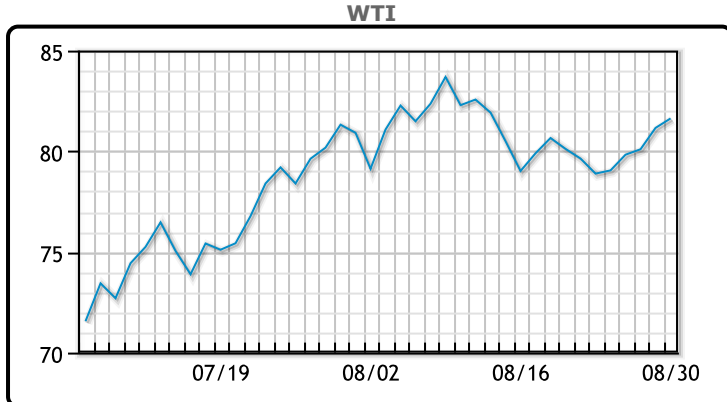
<https://www.pflpetroleum.com>
 1865 Veterans Park Dr. Suite 303
 Naples, Florida 34109
 Phone: 239-390-2885
 Fax: 239-949-0611
 Aug 30, 2023 8:40 PM

Major Energy Futures		
	Settle	Change
Brent	85.21	0.33
Gas Oil	895	-35.5
Natural Gas	2.796	0.134
RBOB	280.92	-0.52
ULSD	309.62	-11.33
WTI	81.63	0.47

Market Commentary

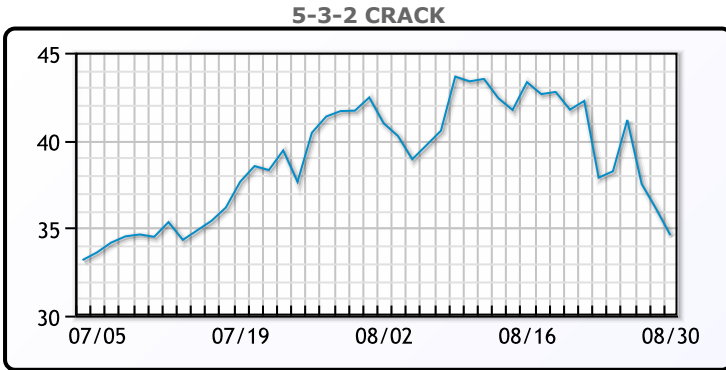
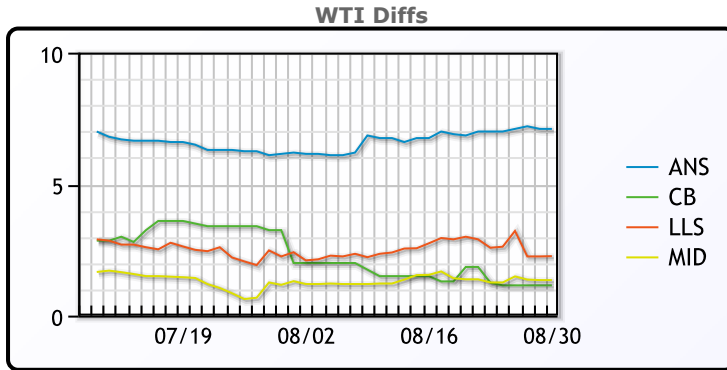
Oil prices gained today continuing yesterdays rally on a positive EIA report as inventories fell by 10.6MM/bbls, exceeding expectations. Analysts had forecasted a drop of 3.3MM/bbls. Meanwhile product supplied for gasoline was at about 9.1MM/bpd. Analysts are advising caution on these demand numbers however. "I would expect (gasoline demand) to fall precipitously from here," said John Kilduff, a partner at Again Capital, as gasoline demand typically peaks in the summer driving season. WTI traded up \$.47 to close at \$81.63. Brent traded up \$.33 to close at \$85.21.

Crude & Product Markets

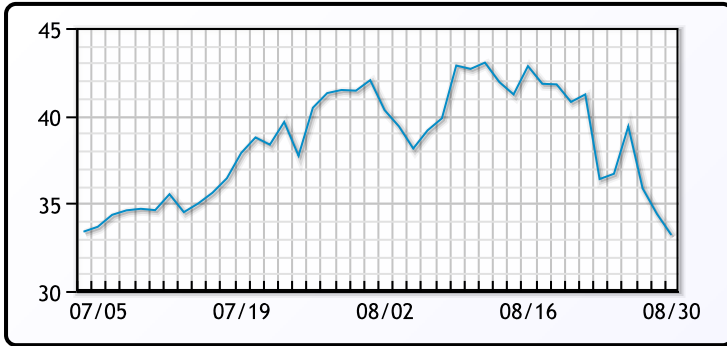


CRUDE			
	Last	Week Ago	Month Ago
ANS	88.73	86.49	86.62
BLS	82.78	80.74	82.42
LLS	83.89	83.7	82.83
Mid	82.98	81.97	81.73
WTI	81.63	79.49	80.42

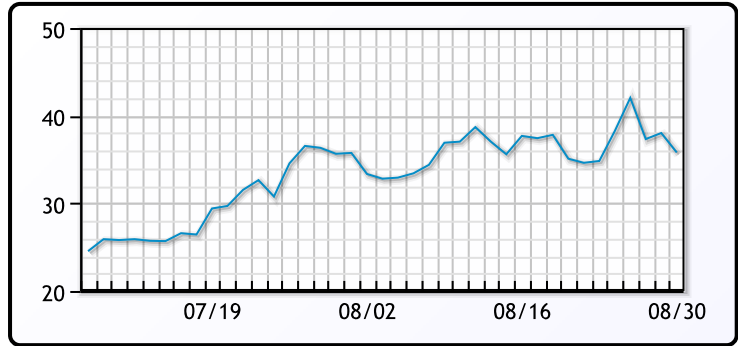
PRODUCTS			
	Last	Week Ago	Month Ago
Gulf RBOB	2.6021	2.691	2.9326
Gulf ULSD	3.0248	3.2408	2.8883
NYH RBOB	2.8192	2.8899	2.9708
NYH ULSD	3.0912	3.3145	2.9611
USGC 3%	80.625	75.375	77.625



3-2-1 Crack



Gulf 3-2-1 Crack



NGLs

MB

	Last	Week Ago	Month Ago
Butane	61.4	55.8	61.8
IsoButane	100.5	88	93.3
Natural Gasoline	157.5	153.3	153.6
Propane	67.9	62.5	72.8

CONWAY

	Last	Week Ago	Month Ago
Butane	84.3	79	81
IsoButane	108	102.5	100
Natural Gasoline	162.5	159	157
Propane	66.6	62.8	70.5

MB NON

	Last	Week Ago	Month Ago
Butane	86.4	80.8	86.8
IsoButane	100.5	88	93.3
Natural Gasoline	157.5	153.3	153.6
Propane	67.9	61.5	70.5

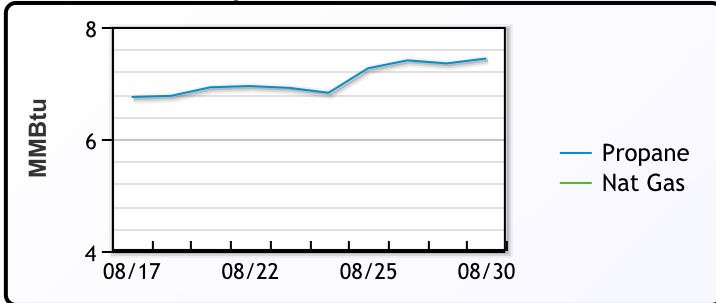
EDMONTON

	Last	Week Ago	Month Ago
Propane	49.1	45.8	55.5

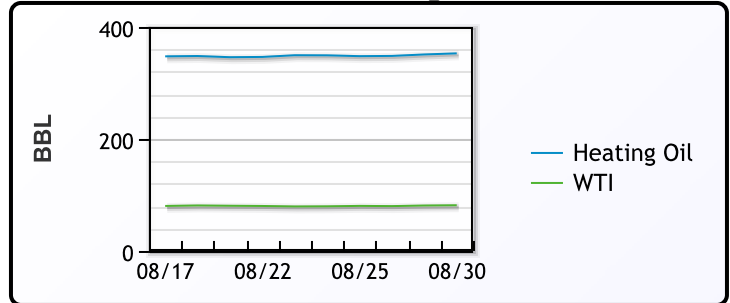
SARNIA

	Last	Week Ago	Month Ago
Propane	80.8	78.3	82

Propane MT.B Tet vs Nat Gas



WTI vs Heating Oil



FX

	Last	Change
CAD	1.3531	-0.0001
DXY	103.097	-0.06
Gold	1945.44	3.12

RATES

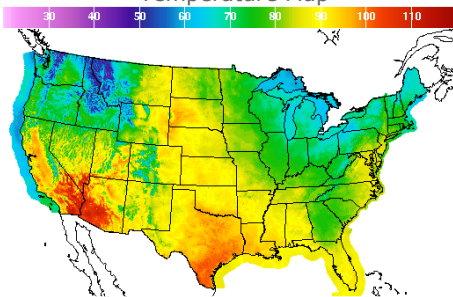
	Last	Change
US 2yr	4.8839	-0.002
US 10yr	4.112	-0.0019
CAN 10yr	3.576	-0.018

EQUITIES

	Last	Change
Nasdaq	14019.31	75.55
TSX	1218.006	3.234
S&P 500	4514.87	17.24

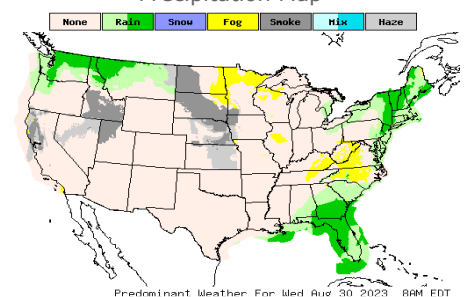
Weather Data

Temperature Map



City	HIGH °F	LOW °F
Calgary	75	57
Conway	83	53
Cushing	91	66
Denver	93	65
Houston	99	79
Mont Belvieu	97	72
Sarnia	59	54
Williston	91	64

Precipitation Map



This report has been prepared by PFL Petroleum Limited personnel for your information only and the views expressed are intended to provide market commentary and are not recommendations. This report is not an offer to sell or a solicitation of any offer to buy any security. The information contained herein has been compiled by PFL from sources believed to be reliable, but no representation or warranty, express or implied, is made by PFL Petroleum Limited, its affiliates or any other person as to its accuracy, completeness or correctness. Copyright 2017 PFL Petroleum Limited. All Rights Reserved