



# MARKET DAILY

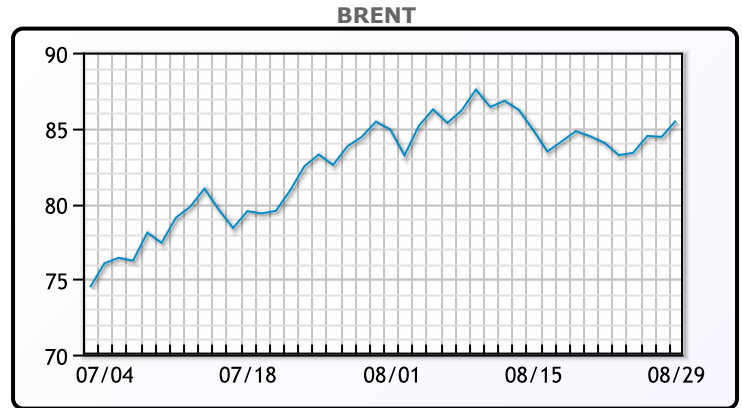
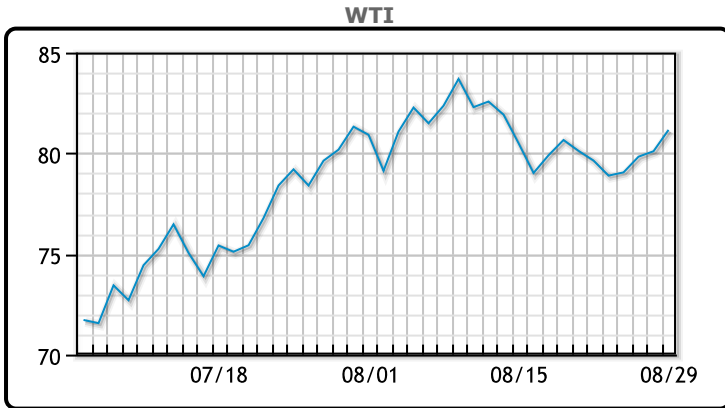
<https://www.pflpetroleum.com>  
 1865 Veterans Park Dr. Suite 303  
 Naples, Florida 34109  
 Phone: 239-390-2885  
 Fax: 239-949-0611  
 Aug 29, 2023 7:43 PM

Major Energy Futures		
	Settle	Change
Brent	85.49	1.07
Gas Oil	930.5	4.5
Natural Gas	2.662	-0.003
RBOB	279.05	-0.52
ULSD	320.95	0.58
WTI	81.16	1.06

**Market Commentary**

Oil prices were stronger today rising as the dollar slid. Meanwhile Hurricane Idalia is forecast to make landfall as a category 3. The storm will likely impact fuel distribution system and hit fuel consumption in the affected regions just ahead of Labor day. Adding to supply concerns, US rig count declined in august for the ninth month in a row. "Even with the potential for some demand destruction (from hurricane Idalia), the coming crude oil supply squeeze is becoming more painfully obvious," said Price Futures Group analyst Phil Flynn. WTI traded up \$1.06 or 1.3% to close at \$81.86. Brent traded up \$1.07 or 1.3% to close at \$85.49.

## Crude & Product Markets

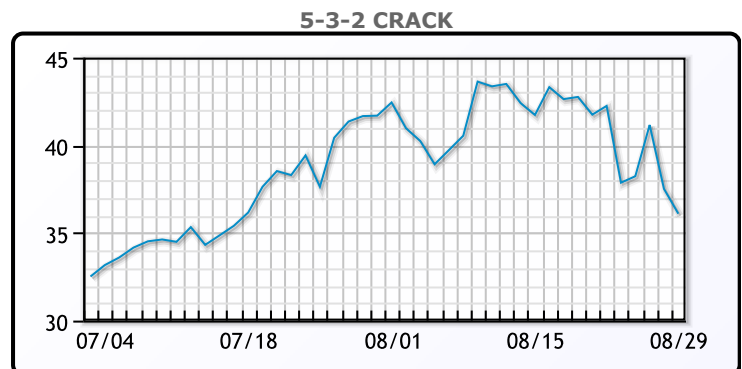
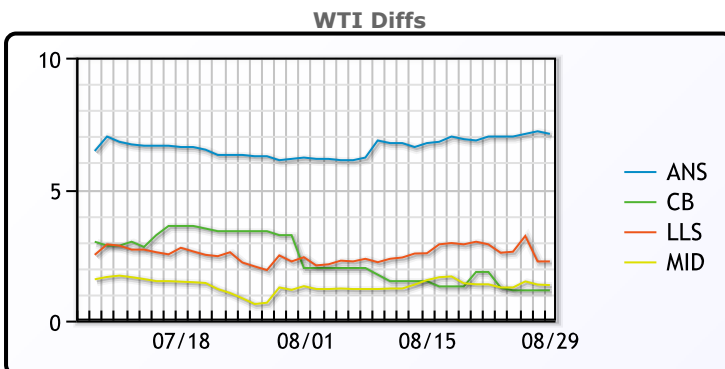


**CRUDE**

	Last	Week Ago	Month Ago
ANS	88.26	87.35	86.62
BLS	82.31	82.2	82.42
LLS	83.41	82.32	82.83
Mid	82.51	80.96	81.73
WTI	81.16	80.35	80.42

**PRODUCTS**

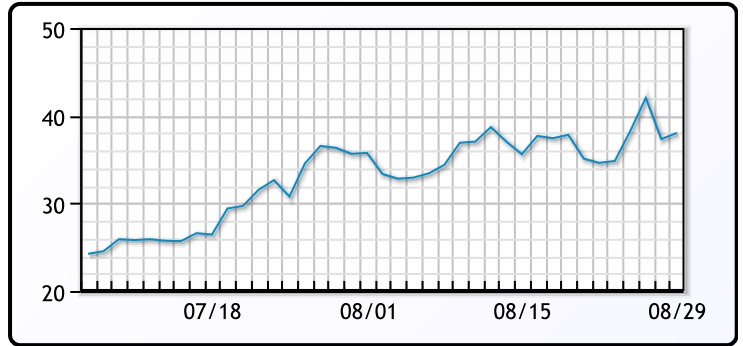
	Last	Week Ago	Month Ago
Gulf RBOB	2.6015	2.6245	2.9326
Gulf ULSD	3.1355	3.0781	2.8883
NYH RBOB	2.8055	2.803	2.9708
NYH ULSD	3.2045	3.1689	2.9611
USGC 3%	80.875	76.125	77.625



3-2-1 Crack



Gulf 3-2-1 Crack



NGLs

MB

	Last	Week Ago	Month Ago
Butane	61.5	56.5	61.8
IsoButane	101.1	94.5	93.3
Natural Gasoline	156.8	155.5	153.6
Propane	68.1	63.3	72.8

CONWAY

	Last	Week Ago	Month Ago
Butane	84	80	81
IsoButane	107	103	100
Natural Gasoline	159	159.5	157
Propane	67	63.5	70.5

MB NON

	Last	Week Ago	Month Ago
Butane	86.5	81.5	86.8
IsoButane	101.1	94.5	93.3
Natural Gasoline	156.8	153	153.6
Propane	68.1	62.3	70.5

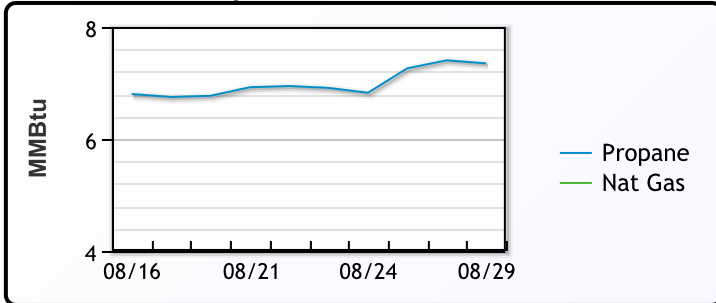
EDMONTON

	Last	Week Ago	Month Ago
Propane	49.5	48.3	55.5

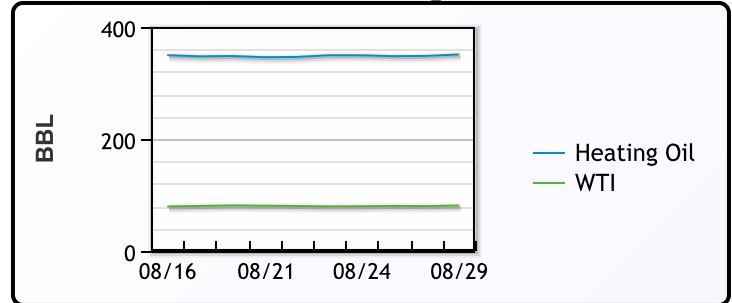
SARNIA

	Last	Week Ago	Month Ago
Propane	80.5	78.3	82

Propane MT.B Tet vs Nat Gas



WTI vs Heating Oil



FX

	Last	Change
CAD	1.3558	0.0006
DXY	103.531	-0.527
Gold	1936.4	-1.14

RATES

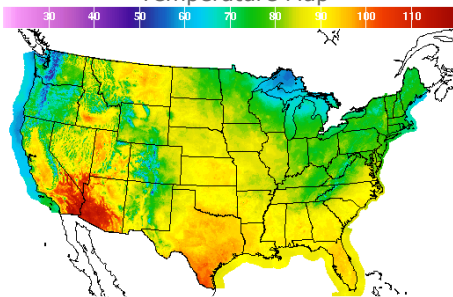
	Last	Change
US 2yr	4.8942	-0.1537
US 10yr	4.1197	-0.0823
CAN 10yr	3.594	-0.086

EQUITIES

	Last	Change
Nasdaq	13943.76	238.63
TSX	1214.772	16.381
S&P 500	4497.63	64.32

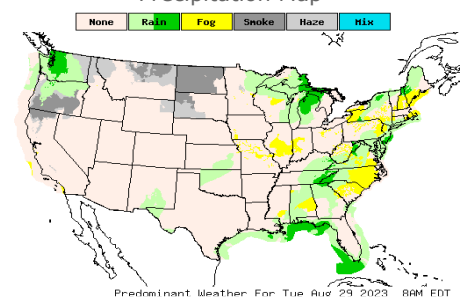
Weather Data

Temperature Map



City	HIGH °F	LOW °F
Calgary	86	57
Conway	75	62
Cushing	91	66
Denver	82	63
Houston	98	82
Mont Belvieu	96	75
Sarnia	76	54
Williston	87	65

Precipitation Map



This report has been prepared by PFL Petroleum Limited personnel for your information only and the views expressed are intended to provide market commentary and are not recommendations. This report is not an offer to sell or a solicitation of any offer to buy any security. The information contained herein has been compiled by PFL from sources believed to be reliable, but no representation or warranty, express or implied, is made by PFL Petroleum Limited, its affiliates or any other person as to its accuracy, completeness or correctness. Copyright 2017 PFL Petroleum Limited. All Rights Reserved