



# MARKET DAILY

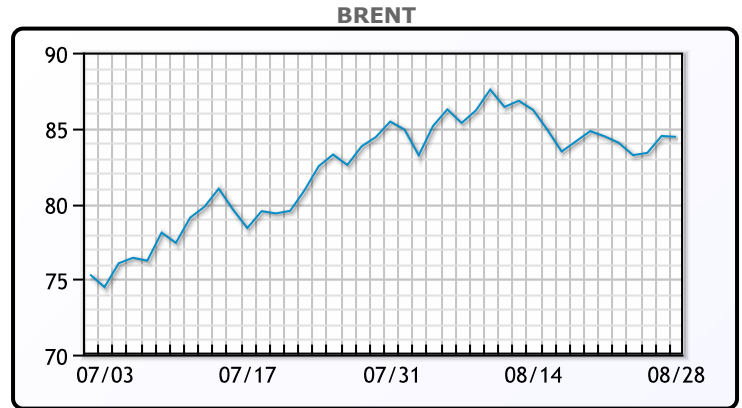
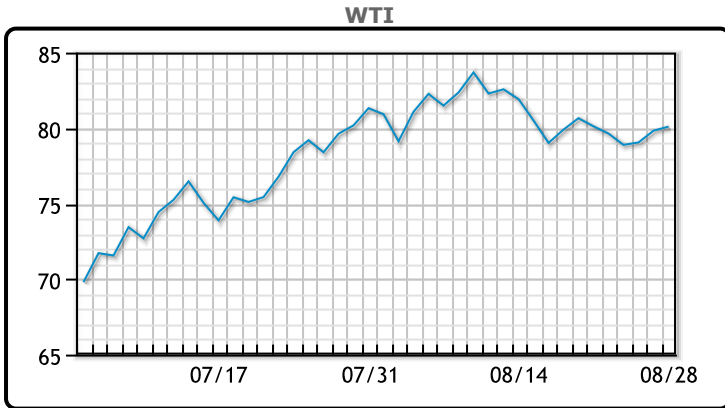
<https://www.pflpetroleum.com>  
 1865 Veterans Park Dr. Suite 303  
 Naples, Florida 34109  
 Phone: 239-390-2885  
 Fax: 239-949-0611  
 Aug 28, 2023 7:50 PM

Major Energy Futures		
	Settle	Change
Brent	84.42	0.65
Gas Oil	947.25	26
Natural Gas	2.579	0.039
RBOB	279.57	-8.07
ULSD	320.37	-10.38
WTI	80.1	0.45

**Market Commentary**

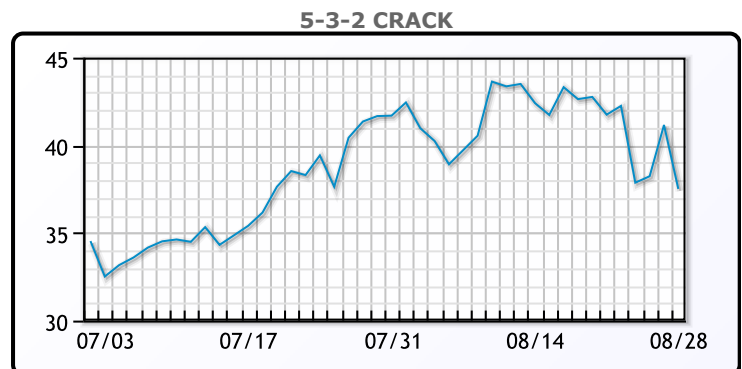
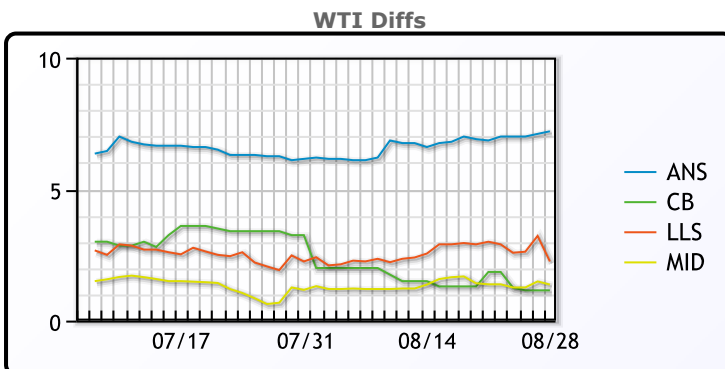
Oil prices were higher today as China took steps to bolster its flagging economy. Investors remained worried however about the pace of growth and further US interest rate hikes. The focus today is on "China actions to support its economy, Tropical Storm Idalia heading for Florida and whether Brent can regain momentum on a break above \$85," said Ole Hansen, head of commodity strategy at Saxo Bank. Oil prices have remained above \$80 a barrel with support from falling oil inventories and supply cuts from the OPEC+ group of oil producers. WTI traded up \$.45 or .6% to close at \$80.28. Brent traded up \$.65 or .8% to close at \$85.13.

## Crude & Product Markets

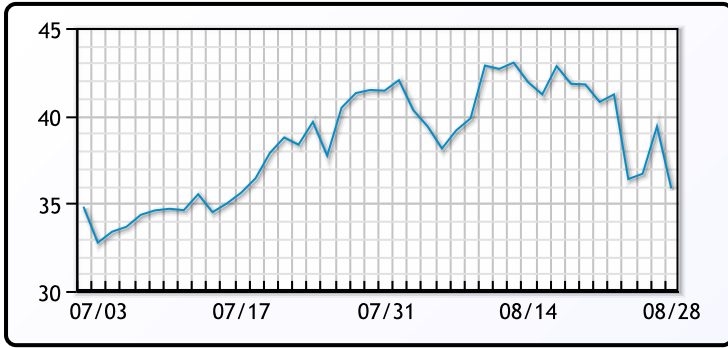


CRUDE			
	Last	Week Ago	Month Ago
ANS	87.3	87.57	86.62
BLS	81.25	82.57	82.42
LLS	82.35	82.07	82.83
Mid	81.47	80.75	81.73
WTI	80.1	80.72	80.42

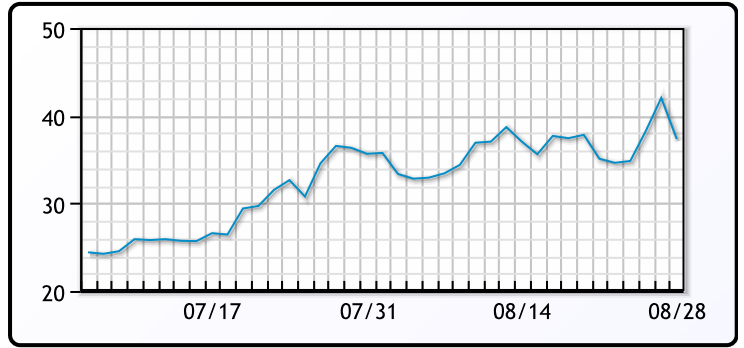
PRODUCTS			
	Last	Week Ago	Month Ago
Gulf RBOB	2.6079	2.602	2.9326
Gulf ULSD	3.1336	3.0506	2.8883
NYH RBOB	2.8107	2.7918	2.9708
NYH ULSD	3.1937	3.1416	2.9611
USGC 3%	77.125	77.625	77.625



3-2-1 Crack



Gulf 3-2-1 Crack



NGLs

MB

	Last	Week Ago	Month Ago
Butane	60	56.5	61.8
IsoButane	95	94.3	93.3
Natural Gasoline	154.8	153.4	153.6
Propane	67.3	63.6	72.8

CONWAY

	Last	Week Ago	Month Ago
Butane	84	78	81
IsoButane	105	105	100
Natural Gasoline	160	160	157
Propane	66	63.5	70.5

MB NON

	Last	Week Ago	Month Ago
Butane	85	81.5	86.8
IsoButane	95	94.3	93.3
Natural Gasoline	154.8	153.4	153.6
Propane	66.5	62.4	70.5

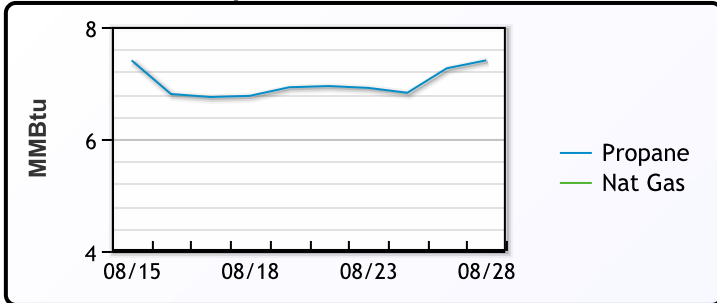
EDMONTON

	Last	Week Ago	Month Ago
Propane	47.5	48.5	55.5

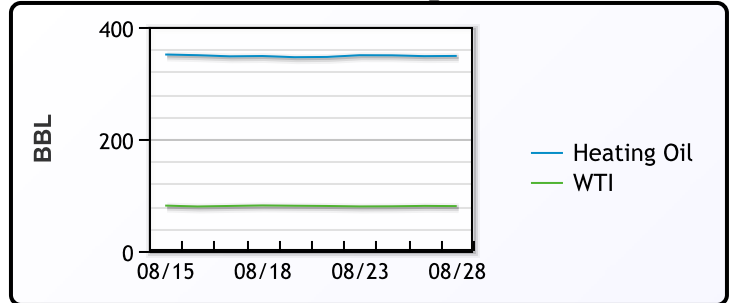
SARNIA

	Last	Week Ago	Month Ago
Propane	80.5	76.5	82

Propane MT.B Tet vs Nat Gas



WTI vs Heating Oil



FX

	Last	Change
CAD	1.3601	0.0002
DXY	104.058	-0.019
Gold	1921.3	1.13

RATES

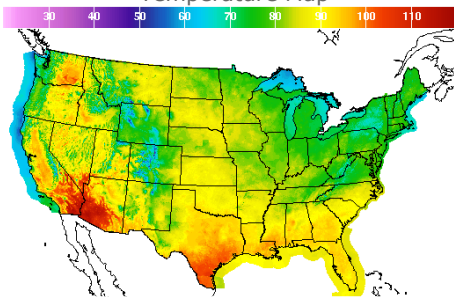
	Last	Change
US 2yr	5.0479	-0.03
US 10yr	4.202	-0.0334
CAN 10yr	3.68	-0.024

EQUITIES

	Last	Change
Nasdaq	13705.13	114.48
TSX	1198.391	11.08
S&P 500	4433.31	27.6

Weather Data

Temperature Map



City	HIGH °F	LOW °F
Calgary	86	55
Conway	79	60
Cushing	87	63
Denver	79	62
Houston	98	81
Mont Belvieu	96	75
Sarnia	69	54
Williston	85	62

Precipitation Map

