



MARKET DAILY

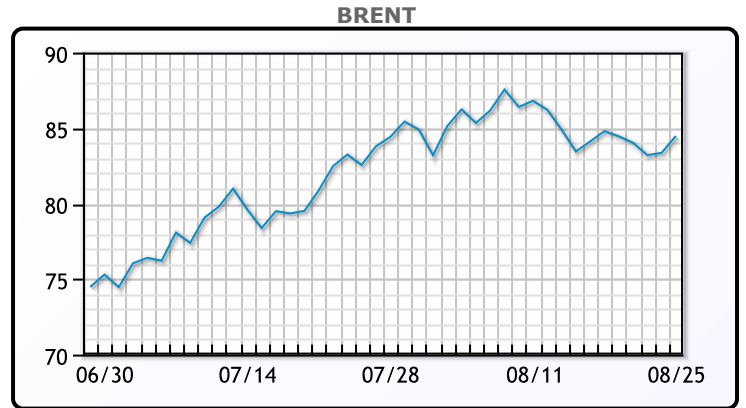
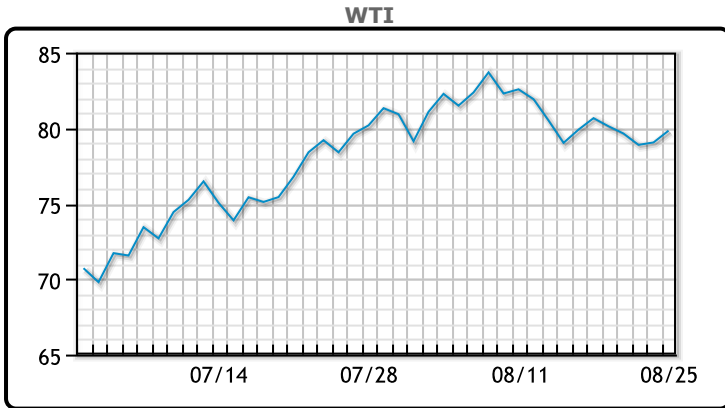
<https://www.pflpetroleum.com>
 1865 Veterans Park Dr. Suite 303
 Naples, Florida 34109
 Phone: 239-390-2885
 Fax: 239-949-0611
 Aug 25, 2023 6:37 PM

Major Energy Futures		
	Settle	Change
Brent	84.48	1.12
Gas Oil	942.75	3.75
Natural Gas	2.54	0.022
RBOB	287.64	1.12
ULSD	330.75	2.73
WTI	79.83	0.78

Market Commentary

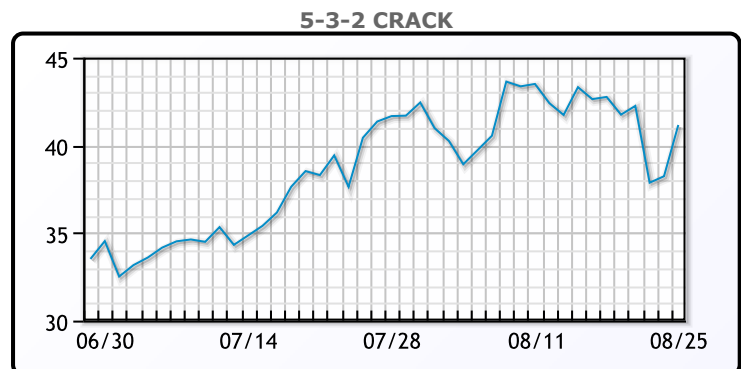
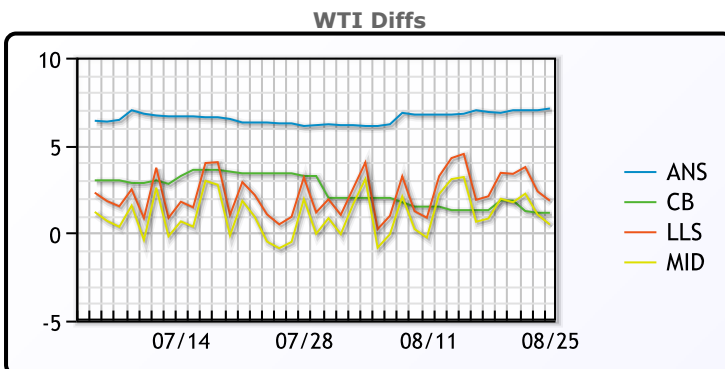
Oil was higher today, trading up about 1% to a one week high and ULSD prices were strong. Diesel futures rallied 5%, near 7 months highs boosting the diesel crack spread. "The main thing was concern about diesel prices, the diesel crack spread and worries about diesel shortages when refineries go into maintenance," said Phil Flynn, an analyst at Price Futures Group. He added prices also drew support from a fire at a Louisiana refinery and a drop in U.S. oil rigs. A fire in a large naphtha storage tank was contained Friday afternoon at Marathons Garyville LA refinery. Weak economic data and a stronger dollar ultimately limited gains and both contracts closed lower week over week. WTI traded up \$.78 or 1% to close at \$79.83. Brent traded up \$1.12 or 1.3% to close at \$84.48.

Crude & Product Markets



CRUDE			
	Last	Week Ago	Month Ago
ANS	87.58	88.15	86.28
BLS	81.63	82.55	83.43
LLS	82.32	84.15	80.95
Mid	80.96	82.67	79.52
WTI	80.48	81.25	80.03

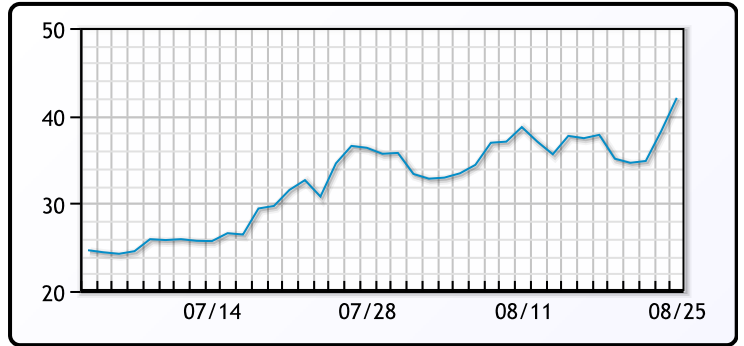
PRODUCTS			
	Last	Week Ago	Month Ago
Gulf RBOB	2.691	2.8082	2.8288
Gulf ULSD	3.2408	3.1007	2.7019
NYH RBOB	2.8899	2.8392	2.8553
NYH ULSD	3.3145	3.1577	2.7756
USGC 3%	75.875	76.375	74.125



3-2-1 Crack



Gulf 3-2-1 Crack



NGLs

MB

	Last	Week Ago	Month Ago
Butane	78.25	75.5	72
IsoButane	95	96	84.5
Natural Gasoline	156.3	154.5	148.6
Propane	66.375	63.25	66.75

CONWAY

	Last	Week Ago	Month Ago
Butane	81.25	78	76.75
IsoButane	103.25	103	97
Natural Gasoline	160	160.25	157
Propane	66.25	64.25	63.25

MB NON

	Last	Week Ago	Month Ago
Butane	83.75	81	79
IsoButane	95	96	84.5
Natural Gasoline	155.5	154.25	148.75
Propane	67.5	62.3	64.5

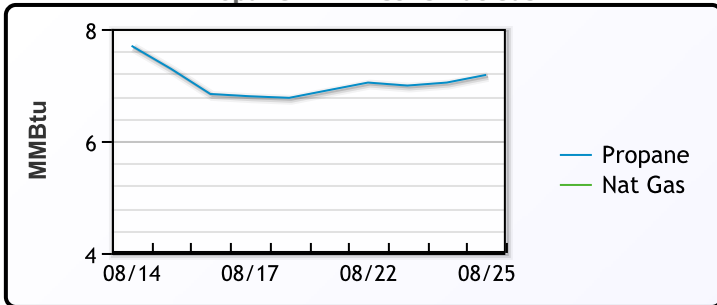
EDMONTON

	Last	Week Ago	Month Ago
Propane	48	48.8	48.3

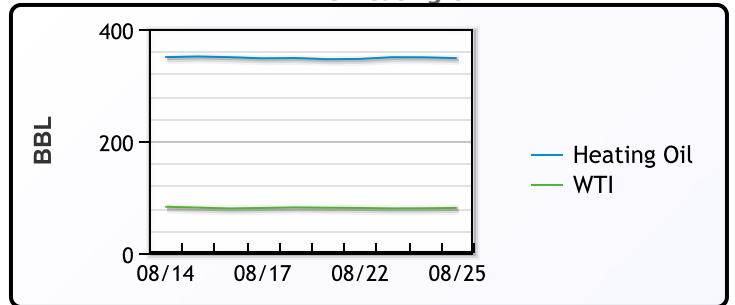
SARNIA

	Last	Week Ago	Month Ago
Propane	78.3	76.5	82.8

Propane MT.B Tet vs Nat Gas



WTI vs Heating Oil



FX

	Last	Change
CAD	1.3601	0.0019
DXY	104.077	0.095
Gold	1914.96	-1.95

RATES

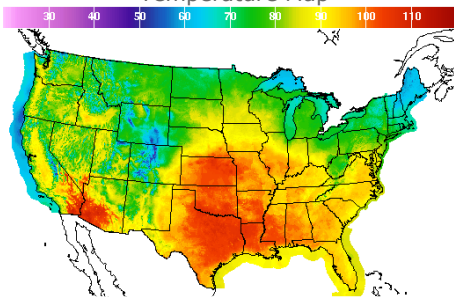
	Last	Change
US 2yr	5.0779	0.055
US 10yr	4.2354	-0.0018
CAN 10yr	3.704	0.012

EQUITIES

	Last	Change
Nasdaq	13590.65	126.68
TSX	1187.311	3.261
S&P 500	4405.71	29.4

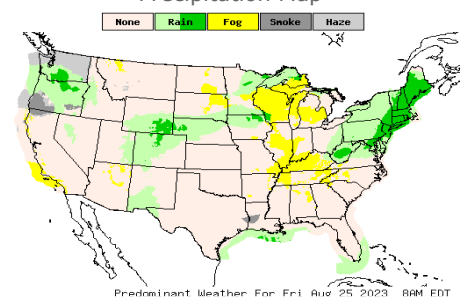
Weather Data

Temperature Map



City	HIGH °F	LOW °F
Calgary	72	47
Conway	72	58
Cushing	105	79
Denver	76	59
Houston	101	84
Mont Belvieu	98	81
Sarnia	72	65
Williston	76	58

Precipitation Map



This report has been prepared by PFL Petroleum Limited personnel for your information only and the views expressed are intended to provide market commentary and are not recommendations. This report is not an offer to sell or a solicitation of any offer to buy any security. The information contained herein has been compiled by PFL from sources believed to be reliable, but no representation or warranty, express or implied, is made by PFL Petroleum Limited, its affiliates or any other person as to its accuracy, completeness or correctness. Copyright 2017 PFL Petroleum Limited. All Rights Reserved