



# MARKET DAILY

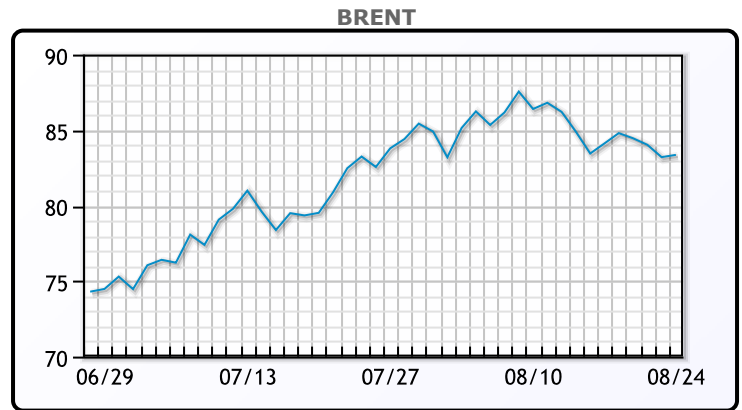
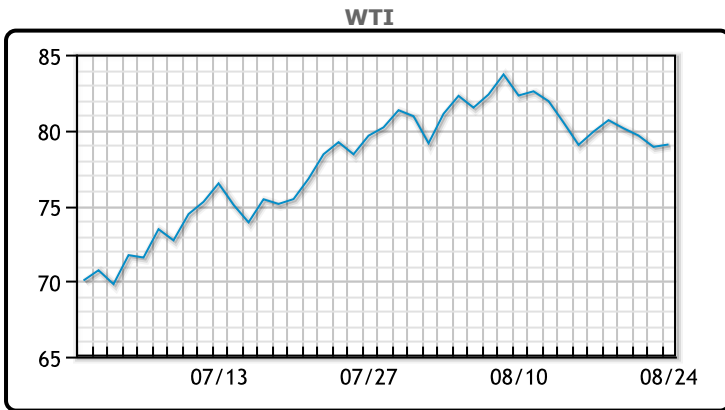
<https://www.pflpetroleum.com>  
 1865 Veterans Park Dr. Suite 303  
 Naples, Florida 34109  
 Phone: 239-390-2885  
 Fax: 239-949-0611  
 Aug 24, 2023 7:22 PM

Major Energy Futures		
	Settle	Change
Brent	83.36	0.15
Gas Oil	916.75	-1.25
Natural Gas	2.519	0.022
RBOB	278	1.12
ULSD	315.64	2.73
WTI	79.05	0.16

**Market Commentary**

Oil prices were higher today rebounding after the last few days in another volatile session. Falling refined product stocks in Europe and a drop in the 2-year U.S. treasury yields likely lifted oil prices, UBS analyst Giovanni Staunovo said, adding that volatility is likely to persist until investors get clarity on the U.S. Federal Reserve's next moves. On Wednesday, Japan reported shrinking factory activity for a third straight month in August. Euro zone business activity also declined more than expected and Britain's economy looked set to shrink in the current quarter. "The U.S. is still in a strong position but there are areas of weakness and if interest rates are going to stay higher for longer, further cracks could appear," said Craig Erlam, analyst at OANDA. WTI traded up \$.16 or .2% to close at \$79.05. Brent traded up \$.15 or .2% to close at \$83.36.

## Crude & Product Markets

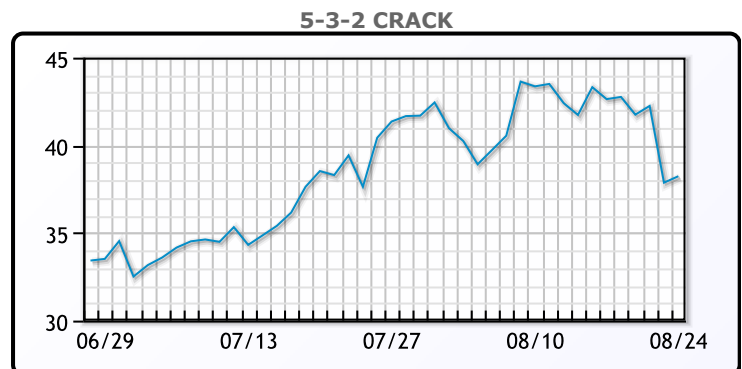
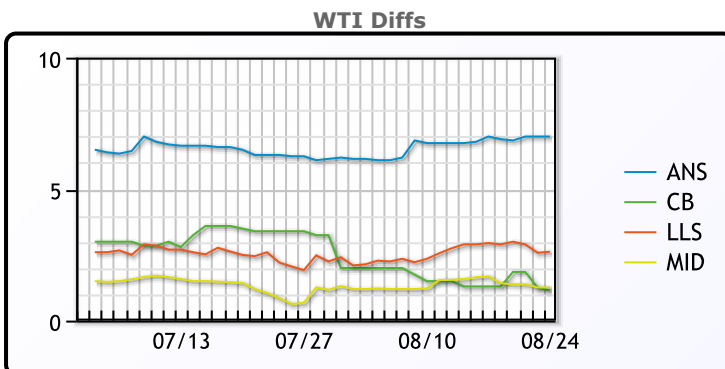


**CRUDE**

	Last	Week Ago	Month Ago
ANS	86.7	87.39	85.14
BLS	80.85	81.69	82.29
LLS	82.32	84.15	80.95
Mid	80.96	82.67	79.52
WTI	79.7	80.39	78.89

**PRODUCTS**

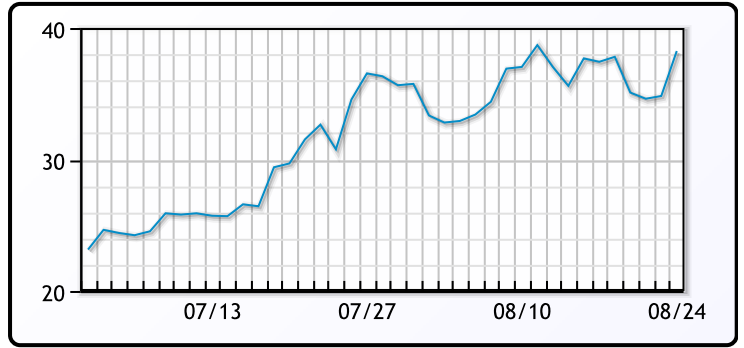
	Last	Week Ago	Month Ago
Gulf RBOB	2.6245	2.8082	2.8491
Gulf ULSD	3.0781	3.1007	2.6915
NYH RBOB	2.803	2.8392	2.8951
NYH ULSD	3.1689	3.1577	2.772
USGC 3%	75.625	75.875	73.125



3-2-1 Crack



Gulf 3-2-1 Crack



NGLs

MB

	Last	Week Ago	Month Ago
Butane	57.8	55.8	53.1
IsoButane	95.8	92.8	86.1
Natural Gasoline	153.4	153.5	148.3
Propane	66.5	62	66.3

CONWAY

	Last	Week Ago	Month Ago
Butane	80.5	79	76
IsoButane	103	104	101
Natural Gasoline	159.8	159	155.5
Propane	65.3	63.1	63

MB NON

	Last	Week Ago	Month Ago
Butane	82.8	80.8	78.1
IsoButane	95.8	92.8	86.1
Natural Gasoline	153.4	153.5	148.3
Propane	66.3	60.8	64.5

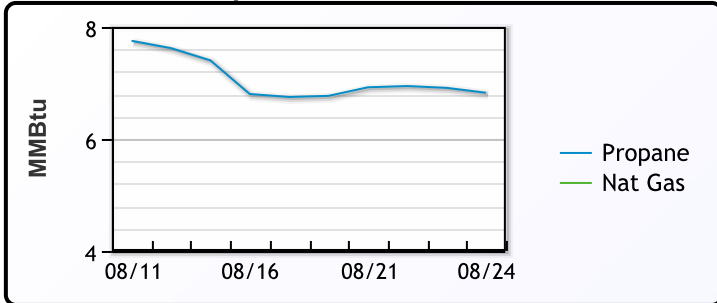
EDMONTON

	Last	Week Ago	Month Ago
Propane	48.3	48.1	48

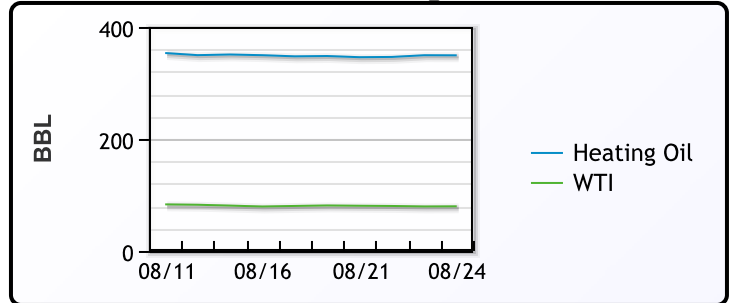
SARNIA

	Last	Week Ago	Month Ago
Propane	78.3	76	82.5

Propane MT.B Tet vs Nat Gas



WTI vs Heating Oil



FX

	Last	Change
CAD	1.3586	0.0004
DXY	103.982	0.563
Gold	1916.37	-0.54

RATES

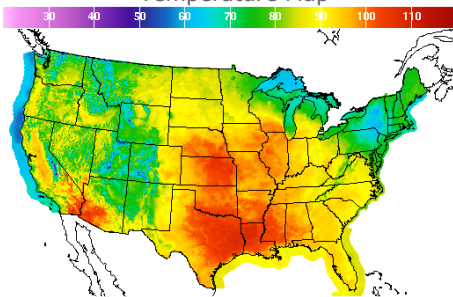
	Last	Change
US 2yr	5.0229	0.0562
US 10yr	4.2372	0.0454
CAN 10yr	3.692	0.045

EQUITIES

	Last	Change
Nasdaq	13463.97	-257.06
TSX	1184.05	-5.369
S&P 500	4376.31	-59.7

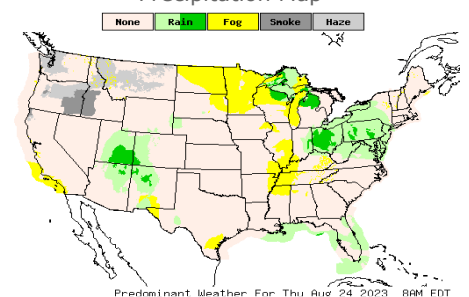
Weather Data

Temperature Map



City	HIGH °F	LOW °F
Calgary	63	44
Conway	87	63
Cushing	103	79
Denver	90	73
Houston	105	83
Mont Belvieu	101	79
Sarnia	82	67
Williston	86	68

Precipitation Map



This report has been prepared by PFL Petroleum Limited personnel for your information only and the views expressed are intended to provide market commentary and are not recommendations. This report is not an offer to sell or a solicitation of any offer to buy any security. The information contained herein has been compiled by PFL from sources believed to be reliable, but no representation or warranty, express or implied, is made by PFL Petroleum Limited, its affiliates or any other person as to its accuracy, completeness or correctness. Copyright 2017 PFL Petroleum Limited. All Rights Reserved