



MARKET DAILY

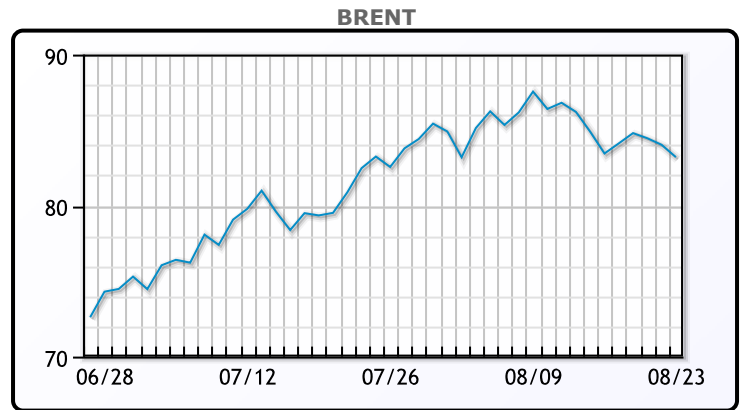
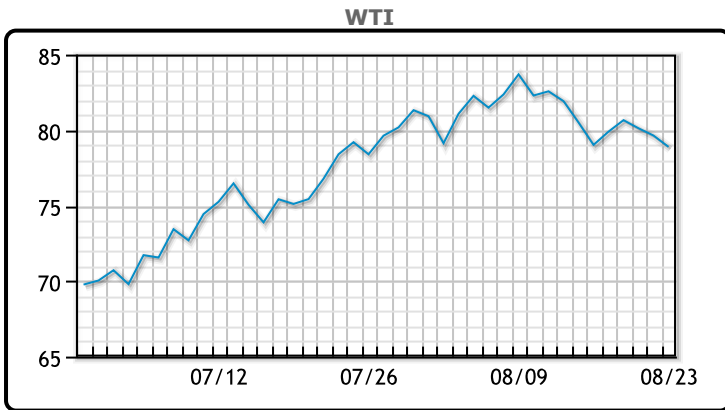
<https://www.pflpetroleum.com>
 1865 Veterans Park Dr. Suite 303
 Naples, Florida 34109
 Phone: 239-390-2885
 Fax: 239-949-0611
 Aug 23, 2023 8:42 PM

Major Energy Futures		
	Settle	Change
Brent	83.21	-0.82
Gas Oil	913	-1.25
Natural Gas	2.497	-0.063
RBOB	276.88	-2.03
ULSD	312.91	-0.97
WTI	78.89	-0.75

Market Commentary

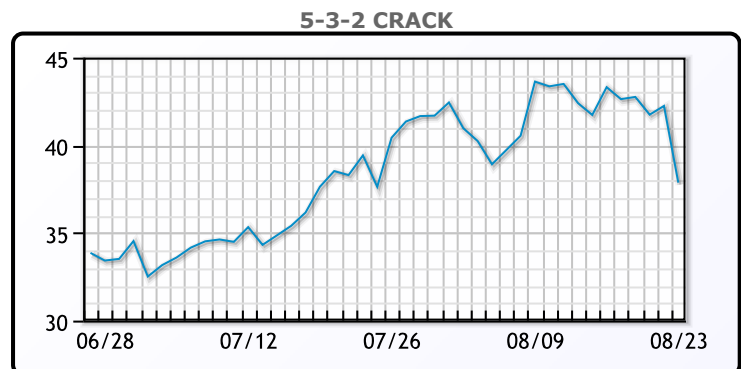
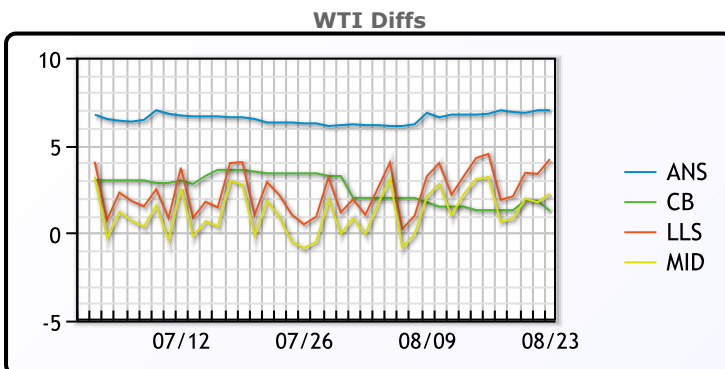
Oil prices were lower today on a build in gasoline stocks and weak manufacturing data globally. Gasoline inventories climbed by 1.5MM/bbls compared with estimates of an 888K/bbl drop. Crude inventories fell by 6.1MM/bbls, higher than an expected 2.8MM/bbl drop. This data is a bit of a mixed bag especially as refiners continue to run at a high rate. US business activity approached the stagnation point in August with growth at its weakest since February. On the monetary side, talk has shifted to keeping interest rates around where they are now - but for longer than perhaps previously estimated - rather than raising them further. WTI traded down \$.75 or -.9% to close at \$78.89. Brent traded down \$.82 or -.98% to close at \$83.21

Crude & Product Markets

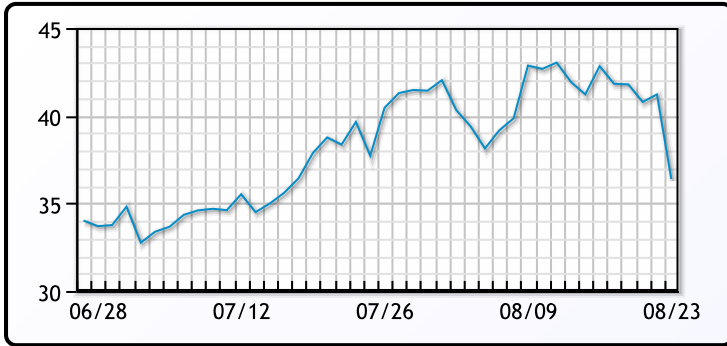


CRUDE			
	Last	Week Ago	Month Ago
ANS	86.49	86.18	83.47
BLS	80.74	80.68	80.57
LLS	83.7	83.34	79.38
Mid	81.73	82.07	78.02
WTI	79.49	79.38	77.17

PRODUCTS			
	Last	Week Ago	Month Ago
Gulf RBOB	2.602	2.8082	2.7392
Gulf ULSD	3.065	3.0338	2.6655
NYH RBOB	2.7918	2.8392	2.8018
NYH ULSD	3.1488	3.10005	2.7472
USGC 3%	75.375	74.875	71.375



3-2-1 Crack



Gulf 3-2-1 Crack



NGLs

MB

	Last	Week Ago	Month Ago
Butane	55.8	55.5	53.8
IsoButane	88	90.6	86.8
Natural Gasoline	153.3	151.8	143.5
Propane	62.5	61.8	67.3

CONWAY

	Last	Week Ago	Month Ago
Butane	79	78	75.8
IsoButane	102.5	108	102
Natural Gasoline	159	157.5	151
Propane	62.8	62.3	63.8

MB NON

	Last	Week Ago	Month Ago
Butane	80.8	80.5	78.8
IsoButane	88	90.6	86.8
Natural Gasoline	153.3	151.8	143.8
Propane	61.5	60.5	65.3

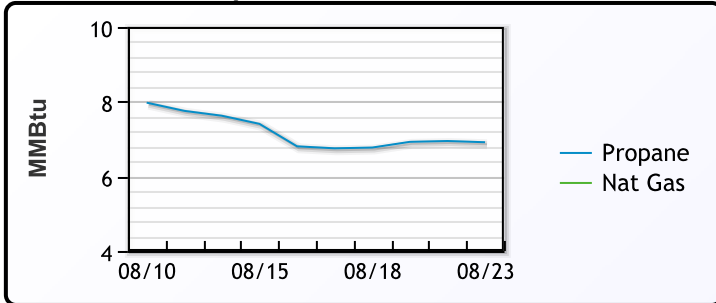
EDMONTON

	Last	Week Ago	Month Ago
Propane	45.8	47.3	48.8

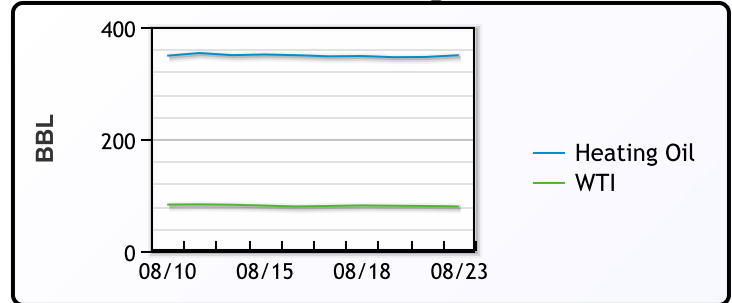
SARNIA

	Last	Week Ago	Month Ago
Propane	78.3	76	82.8

Propane MT.B Tet vs Nat Gas



WTI vs Heating Oil



FX

	Last	Change
CAD	1.3523	-0.0003
DXY	103.306	-0.113
Gold	1918.43	2.95

RATES

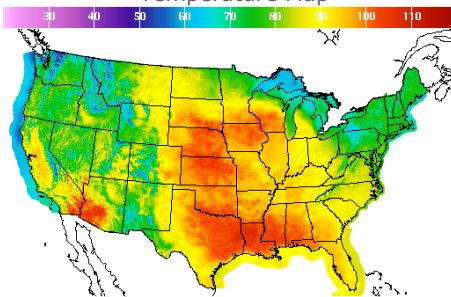
	Last	Change
US 2yr	4.9753	0.0086
US 10yr	4.1899	-0.0019
CAN 10yr	3.647	-0.169

EQUITIES

	Last	Change
Nasdaq	13721.03	215.16
TSX	1189.419	11.334
S&P 500	4436.01	48.46

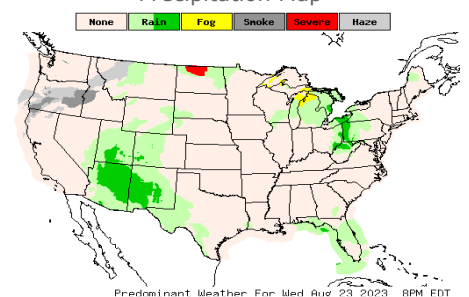
Weather Data

Temperature Map



City	HIGH °F	LOW °F
Calgary	73	52
Conway	80	60
Cushing	99	78
Denver	93	73
Houston	102	83
Mont Belvieu	98	80
Sarnia	73	60
Williston	92	71

Precipitation Map



This report has been prepared by PFL Petroleum Limited personnel for your information only and the views expressed are intended to provide market commentary and are not recommendations. This report is not an offer to sell or a solicitation of any offer to buy any security. The information contained herein has been compiled by PFL from sources believed to be reliable, but no representation or warranty, express or implied, is made by PFL Petroleum Limited, its affiliates or any other person as to its accuracy, completeness or correctness. Copyright 2017 PFL Petroleum Limited. All Rights Reserved