



MARKET DAILY

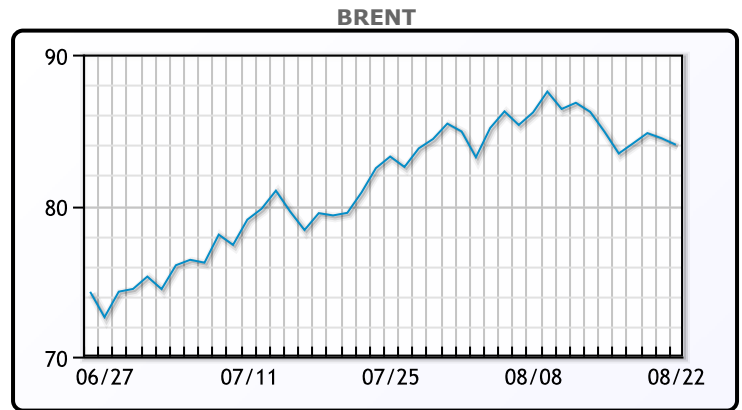
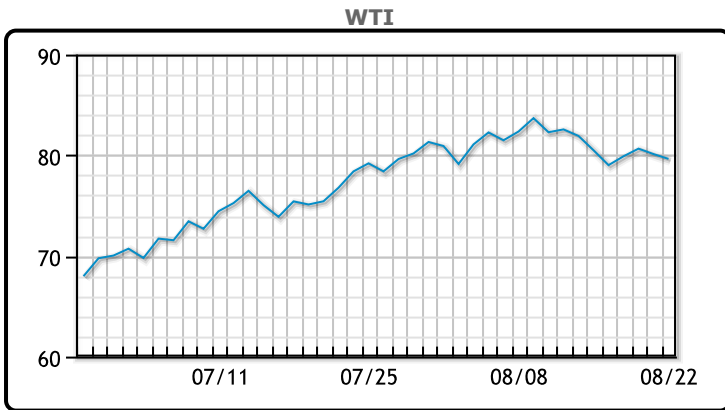
<https://www.pflpetroleum.com>
 1865 Veterans Park Dr. Suite 303
 Naples, Florida 34109
 Phone: 239-390-2885
 Fax: 239-949-0611
 Aug 22, 2023 6:19 PM

Major Energy Futures		
	Settle	Change
Brent	84.03	-0.43
Gas Oil	914.25	-1.5
Natural Gas	2.56	-0.072
RBOB	278.91	1.65
ULSD	313.88	2.26
WTI	79.64	-0.48

Market Commentary

Oil prices were lower today on continued nagging worries about Chinese demand. "Saudi and Russian output cuts have been largely negated by weakening crude demand from China that appeared to develop last month and is apt to continue through the rest of the summer," said Jim Ritterbusch, president of Ritterbusch and Associates LLC in Galena, Illinois. Amplifying demand concerns, U.S. central bank officials have not ruled out further interest rate hikes to contain inflation. The Iraqi and Turkish oil ministers have discussed the importance of resuming oil flows after finalizing pipeline maintenance. Turkey had halted Iraq's 450K/bpd of exports which is roughly .5% of global supply. WTI traded down \$.48 to close at \$79.64. Brent traded down \$.43 or -.5% to close at \$84.03.

Crude & Product Markets

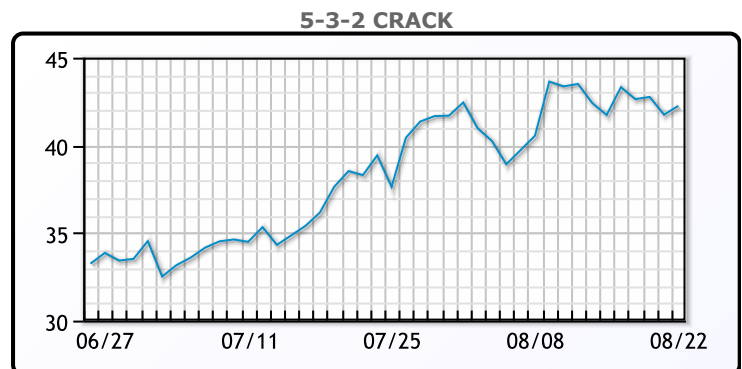
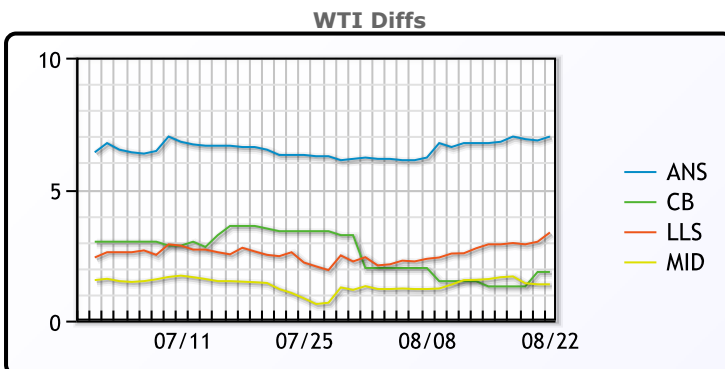


CRUDE

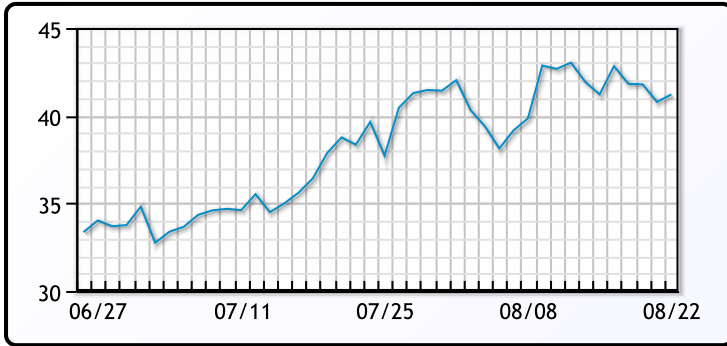
	Last	Week Ago	Month Ago
ANS	87.35	87.74	83.47
BLS	82.2	82.29	80.57
LLS	83.7	83.34	79.38
Mid	81.73	82.07	78.02
WTI	80.35	80.99	77.17

PRODUCTS

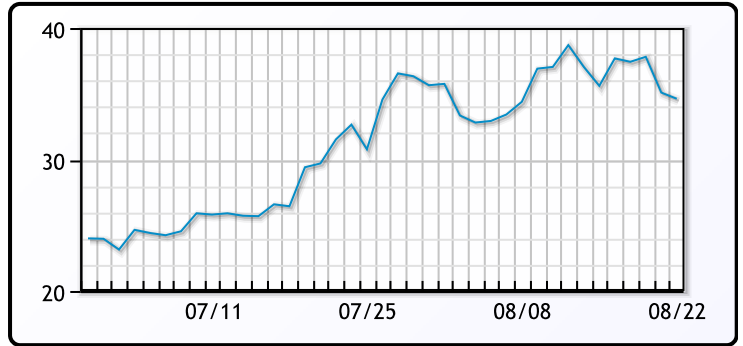
	Last	Week Ago	Month Ago
Gulf RBOB	2.55	2.7892	2.7392
Gulf ULSD	3.065	3.0338	2.6655
NYH RBOB	2.8066	2.8487	2.8018
NYH ULSD	3.1488	3.10005	2.7472
USGC 3%	76.125	77.375	71.375



3-2-1 Crack



Gulf 3-2-1 Crack



NGLs

MB

	Last	Week Ago	Month Ago
Butane	76.25	75.625	72
IsoButane	95.75	105.125	86
Natural Gasoline	155.5	152.6	143.5
Propane	64	62.625	67

CONWAY

	Last	Week Ago	Month Ago
Butane	80	79	76
IsoButane	105	109	97.5
Natural Gasoline	160	160	152
Propane	63.75	62.375	63.5

MB NON

	Last	Week Ago	Month Ago
Butane	81.75	81.125	79
IsoButane	95.75	105.125	86
Natural Gasoline	153	153.25	146
Propane	62.3	61	65.3

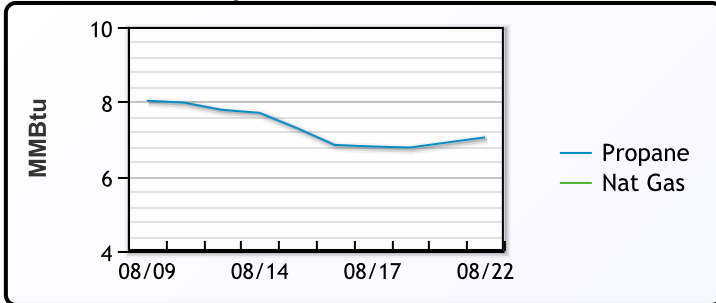
EDMONTON

	Last	Week Ago	Month Ago
Propane	48.3	47.3	48.8

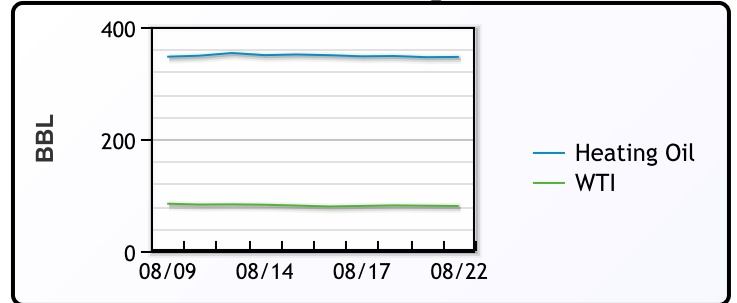
SARNIA

	Last	Week Ago	Month Ago
Propane	78.3	81.5	82.8

Propane MT.B Tet vs Nat Gas



WTI vs Heating Oil



FX

	Last	Change
CAD	1.355	0
DXY	103.563	0.263
Gold	1898.12	0.64

RATES

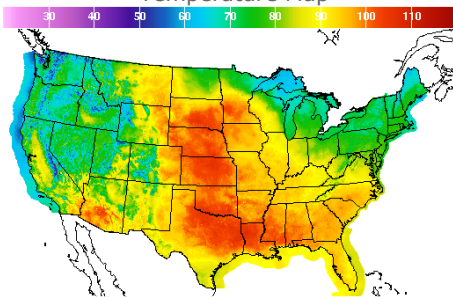
	Last	Change
US 2yr	5.0459	0.0453
US 10yr	4.3241	-0.0138
CAN 10yr	3.816	0.039

EQUITIES

	Last	Change
Nasdaq	13505.87	8.28
TSX	1178.085	-7.04
S&P 500	4387.55	-12.22

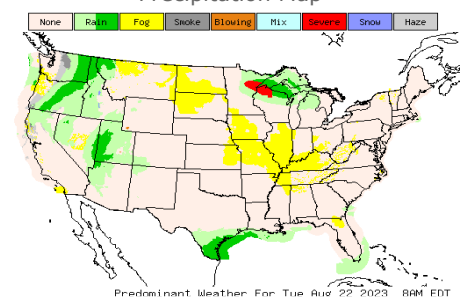
Weather Data

Temperature Map



City	HIGH °F	LOW °F
Calgary	66	56
Conway	69	55
Cushing	100	79
Denver	93	73
Houston	96	82
Mont Belvieu	95	79
Sarnia	71	59
Williston	93	60

Precipitation Map



This report has been prepared by PFL Petroleum Limited personnel for your information only and the views expressed are intended to provide market commentary and are not recommendations. This report is not an offer to sell or a solicitation of any offer to buy any security. The information contained herein has been compiled by PFL from sources believed to be reliable, but no representation or warranty, express or implied, is made by PFL Petroleum Limited, its affiliates or any other person as to its accuracy, completeness or correctness. Copyright 2017 PFL Petroleum Limited. All Rights Reserved