



MARKET DAILY

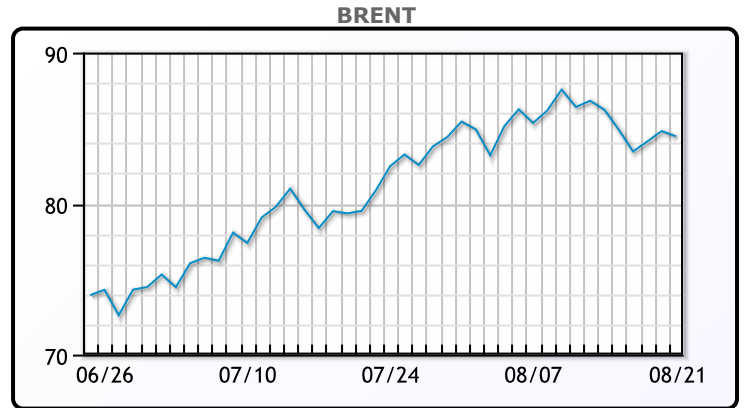
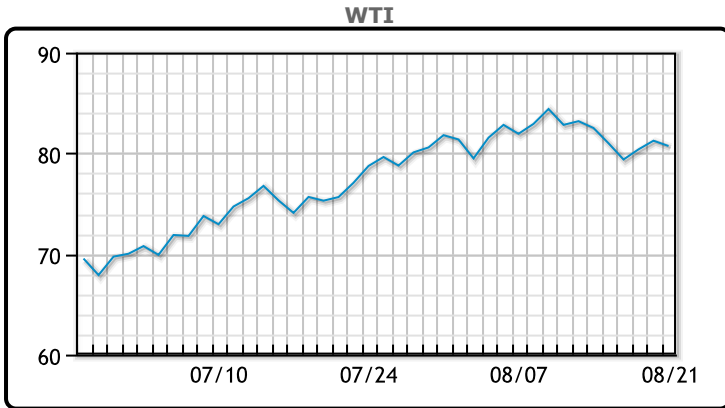
<https://www.pflpetroleum.com>
 1865 Veterans Park Dr. Suite 303
 Naples, Florida 34109
 Phone: 239-390-2885
 Fax: 239-949-0611
 Aug 21, 2023 8:09 PM

Major Energy Futures		
	Settle	Change
Brent	84.46	0.34
Gas Oil	915	-1.5
Natural Gas	2.632	0.081
RBOB	277.26	-5.06
ULSD	311.62	-4.35
WTI	80.72	0.53

Market Commentary

Oil prices were lower today as Chinese demand expectations were tempered. "It seems that (China's recovery) is not going to happen," said John Kilduff, partner at Again Capital. "It's doubtful they're going to be buying. They bought a lot of crude for storage earlier in the year. They're sitting on a lot of crude." China's central bank trimmed its one year rate by 10 bps and left its five year rate unmoved. Analysts were expecting a larger cut of 15 bps. China is drawing on record inventories amassed earlier this year as refiners scale back purchases after supply cuts pushed prices above \$80/bbl. WTI traded down \$.53 or -.65% to close at \$80.72. Brent traded down \$.34 or -.4% to close at \$84.46.

Crude & Product Markets

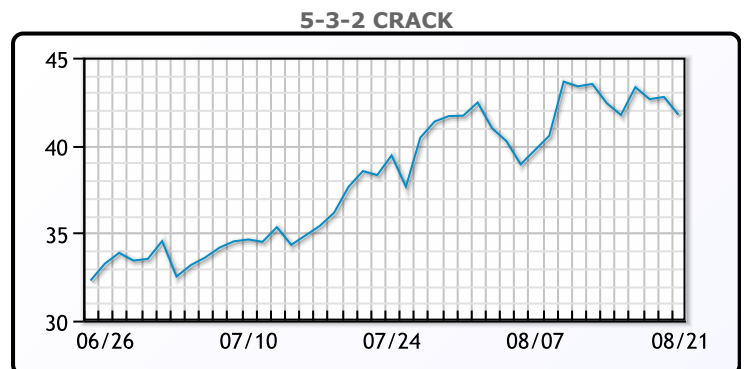
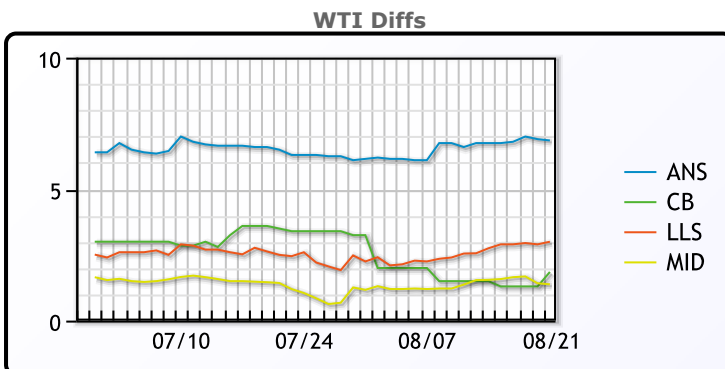


CRUDE

	Last	Week Ago	Month Ago
ANS	87.57	89.26	83.47
BLS	82.57	84.01	80.57
LLS	83.72	82.28	79.38
Mid	82.1	81.03	78.02
WTI	80.72	82.51	77.17

PRODUCTS

	Last	Week Ago	Month Ago
Gulf RBOB	2.8026	2.8271	2.7392
Gulf ULSD	3.0492	2.9579	2.6655
NYH RBOB	2.7881	2.8941	2.8018
NYH ULSD	3.1062	3.0193	2.7472
USGC 3%	77.625	79.625	71.375



3-2-1 Crack



Gulf 3-2-1 Crack



NGLs

MB

	Last	Week Ago	Month Ago
Butane	56.5	59.6	53.8
IsoButane	94.3	108	86.8
Natural Gasoline	153.4	156.3	143.5
Propane	63.6	67.8	67.3

CONWAY

	Last	Week Ago	Month Ago
Butane	78	82.5	75.8
IsoButane	105	113	102
Natural Gasoline	160	163.8	151
Propane	63.5	66.3	63.8

MB NON

	Last	Week Ago	Month Ago
Butane	81.5	84.6	78.8
IsoButane	94.3	108	86.8
Natural Gasoline	153.4	156.3	143.8
Propane	62.4	66.8	65.3

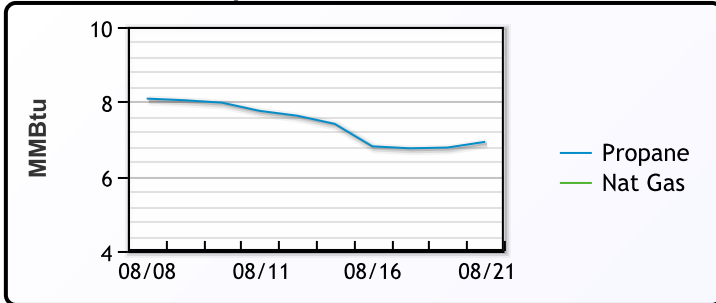
EDMONTON

	Last	Week Ago	Month Ago
Propane	48.5	51.3	48.8

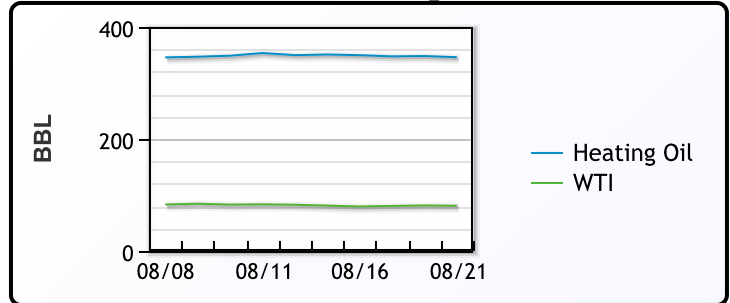
SARNIA

	Last	Week Ago	Month Ago
Propane	76.5	87.5	82.8

Propane MT.B Tet vs Nat Gas



WTI vs Heating Oil



FX

	Last	Change
CAD	1.3551	0.0007
DXY	103.3	-0.075
Gold	1894.46	-0.47

RATES

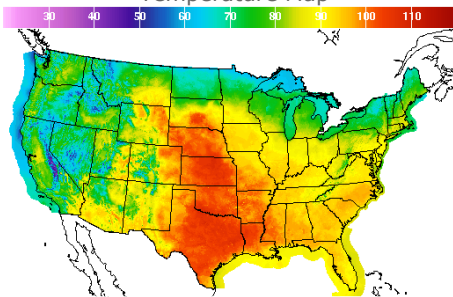
	Last	Change
US 2yr	5.0113	0.0107
US 10yr	4.3558	0.0179
CAN 10yr	3.777	0.061

EQUITIES

	Last	Change
Nasdaq	13497.59	206.81
TSX	1185.125	-1.947
S&P 500	4399.77	30.06

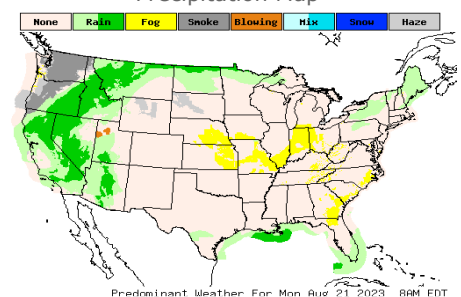
Weather Data

Temperature Map



City	HIGH °F	LOW °F
Calgary	66	48
Conway	64	56
Cushing	104	78
Denver	97	72
Houston	101	85
Mont Belvieu	98	81
Sarnia	71	63
Williston	74	57

Precipitation Map



This report has been prepared by PFL Petroleum Limited personnel for your information only and the views expressed are intended to provide market commentary and are not recommendations. This report is not an offer to sell or a solicitation of any offer to buy any security. The information contained herein has been compiled by PFL from sources believed to be reliable, but no representation or warranty, express or implied, is made by PFL Petroleum Limited, its affiliates or any other person as to its accuracy, completeness or correctness. Copyright 2017 PFL Petroleum Limited. All Rights Reserved