



MARKET DAILY

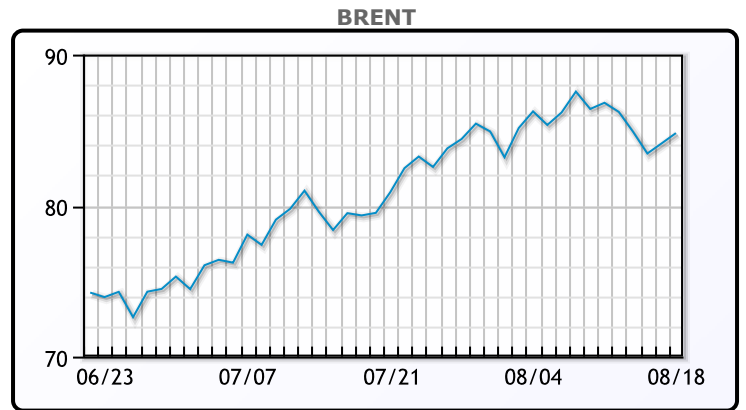
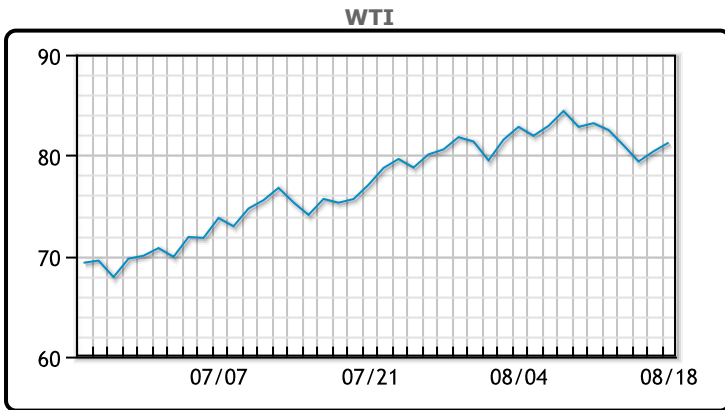
<https://www.pflpetroleum.com>
 1865 Veterans Park Dr. Suite 303
 Naples, Florida 34109
 Phone: 239-390-2885
 Fax: 239-949-0611
 Aug 18, 2023 8:40 PM

Major Energy Futures		
	Settle	Change
Brent	84.8	0.68
Gas Oil	916.5	18.75
Natural Gas	2.551	0.029
RBOB	282.32	-4.54
ULSD	315.97	7.29
WTI	81.25	0.86

Market Commentary

Oil prices rose today but still closed down week over week, ending a streak the longest streak of week over week gains so far in 23. "Concerns for investors remain focused on the tension between slowing global growth and still-tight global supplies," said Rob Haworth, senior portfolio manager at U.S. Bank Asset Management. "Prices are likely to remain range-bound for now," Haworth said, adding that demand is in question for investors worried by the weak data from China. Both benchmarks pushed higher on Friday after industry data showed that the U.S. oil and natural gas rig count, an early indicator of future output, fell for the sixth week in a row. A slump in U.S. production could exacerbate anticipated supply tightness through the rest of this year. WTI traded up \$.86 or 1.1% to close at \$81.25. Brent traded up \$.68 or .8% to close at \$84.80.

Crude & Product Markets

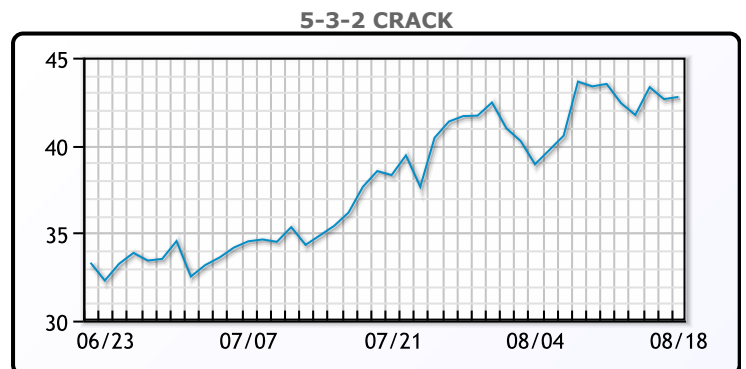
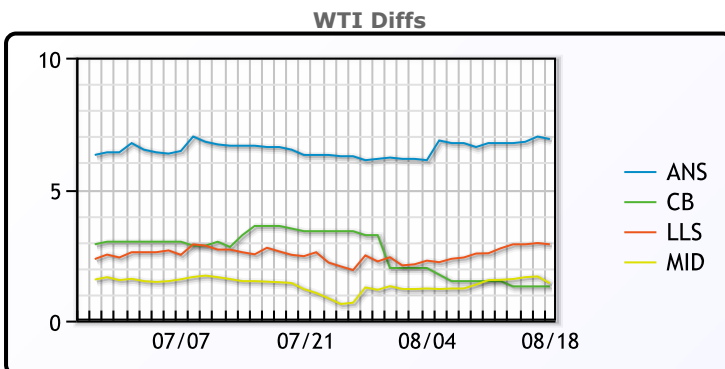


CRUDE

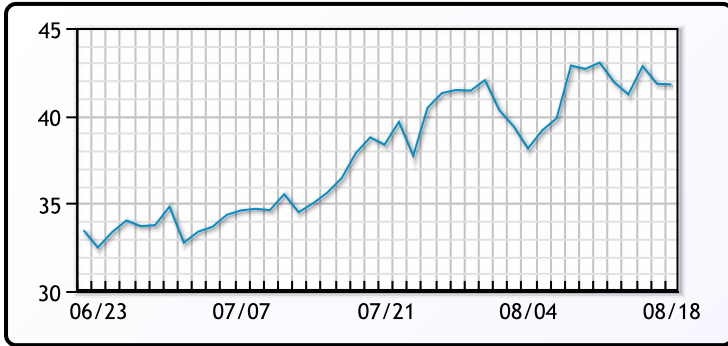
	Last	Week Ago	Month Ago
ANS	88.15	89.94	82.25
BLS	82.55	84.69	79.25
LLS	84.15	85.75	78.25
Mid	82.67	84.73	77.18
WTI	81.25	83.19	75.75

PRODUCTS

	Last	Week Ago	Month Ago
Gulf RBOB	2.8082	2.9224	2.6094
Gulf ULSD	3.1007	3.0575	2.5219
NYH RBOB	2.8392	2.9889	2.7139
NYH ULSD	3.1577	3.11483	2.5969
USGC 3%	76.375	80.125	69.625



3-2-1 Crack



Gulf 3-2-1 Crack



NGLs

MB

	Last	Week Ago	Month Ago
Butane	55.9	61.8	53.5
IsoButane	91.1	105	94.5
Natural Gasoline	154.5	159	139.3
Propane	63.4	69.8	65

CONWAY

	Last	Week Ago	Month Ago
Butane	76.8	84.5	74
IsoButane	104.3	107	100
Natural Gasoline	161	166.5	147.5
Propane	63.8	69.5	61.5

MB NON

	Last	Week Ago	Month Ago
Butane	80.9	86.9	77.5
IsoButane	91.1	105	94.5
Natural Gasoline	154.5	159	139.5
Propane	62.3	68.8	63.3

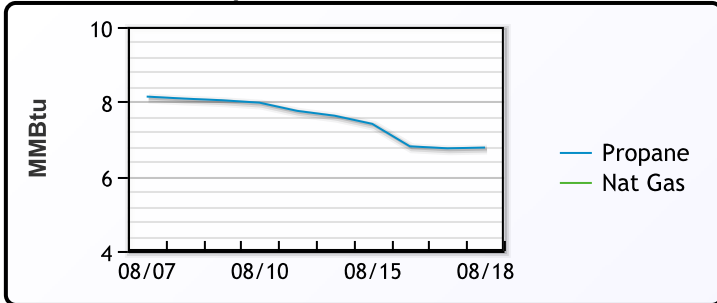
EDMONTON

	Last	Week Ago	Month Ago
Propane	48.8	54	46.5

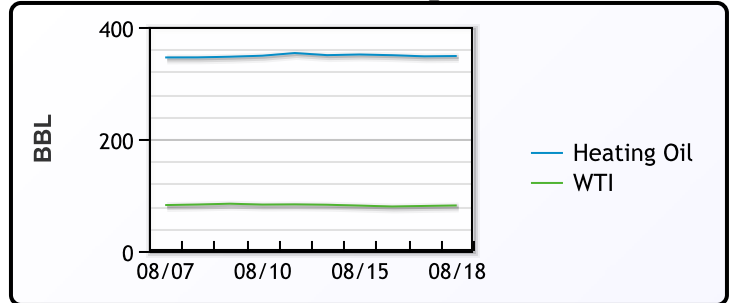
SARNIA

	Last	Week Ago	Month Ago
Propane	76.5	87.5	78.3

Propane MT.B Tet vs Nat Gas



WTI vs Heating Oil



FX

	Last	Change
CAD	1.3553	0.0007
DXY	103.375	-0.197
Gold	1889.31	-0.12

RATES

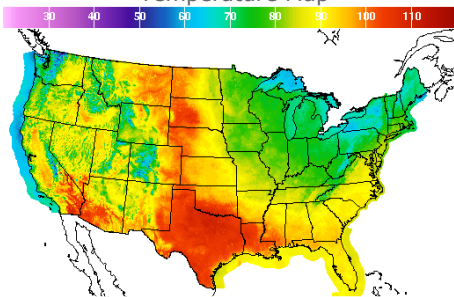
	Last	Change
US 2yr	4.9425	0.0133
US 10yr	4.2546	-0.0195
CAN 10yr	3.716	-0.052

EQUITIES

	Last	Change
Nasdaq	13290.78	-26.15
TSX	1187.072	-0.092
S&P 500	4369.71	-0.65

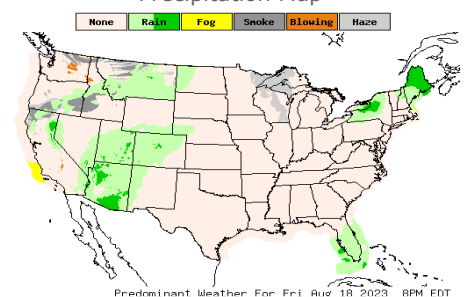
Weather Data

Temperature Map



City	HIGH °F	LOW °F
Calgary	71	45
Conway	89	58
Cushing	94	68
Denver	94	73
Houston	103	81
Mont Belvieu	98	79
Sarnia	68	54
Williston	99	66

Precipitation Map



This report has been prepared by PFL Petroleum Limited personnel for your information only and the views expressed are intended to provide market commentary and are not recommendations. This report is not an offer to sell or a solicitation of any offer to buy any security. The information contained herein has been compiled by PFL from sources believed to be reliable, but no representation or warranty, express or implied, is made by PFL Petroleum Limited, its affiliates or any other person as to its accuracy, completeness or correctness. Copyright 2017 PFL Petroleum Limited. All Rights Reserved