



MARKET DAILY

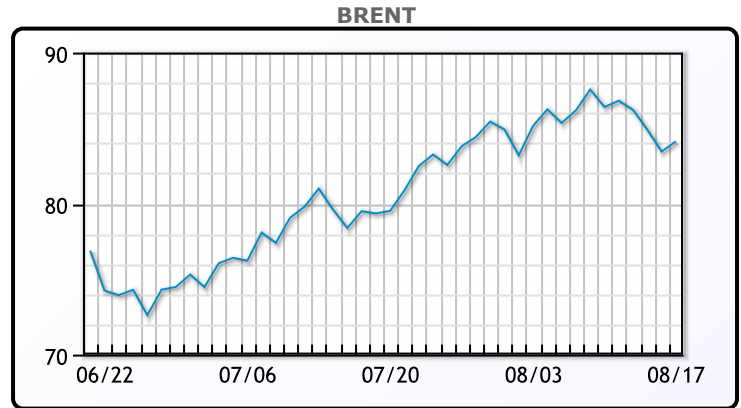
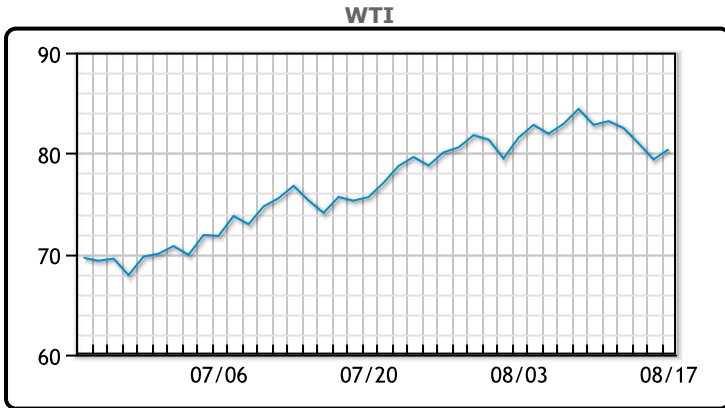
<https://www.pflpetroleum.com>
 1865 Veterans Park Dr. Suite 303
 Naples, Florida 34109
 Phone: 239-390-2885
 Fax: 239-949-0611
 Aug 17, 2023 7:54 PM

Major Energy Futures		
	Settle	Change
Brent	84.12	0.67
Gas Oil	901	-0.75
Natural Gas	2.621	0.029
RBOB	282.17	-4.54
ULSD	309.38	7.29
WTI	80.39	1.01

Market Commentary

Oil prices were higher today after falling for three straight sessions as the dollar weakened and Chinas central bank pledged to keep liquidity ample. China also made a rare draw into crude inventories dipping into storage for the first time in 33 months. In the states, US gasoline inventories are at their lowest level in more than two months and demand is at the highest level since December. Oil looks like it will find a home around the \$80 level as too many risks to the macroeconomic outlook remain on the table, said OANDA analyst Edward Moya. WTI traded up \$1.01 or 1.3% to close at \$80.93. Brent traded up \$.67 or .8% to close at \$84.12.

Crude & Product Markets

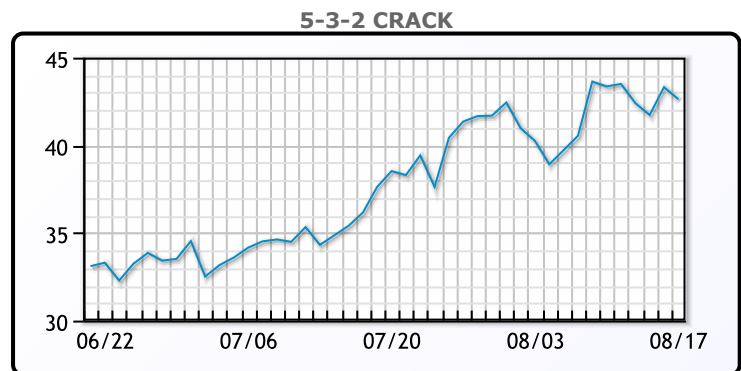
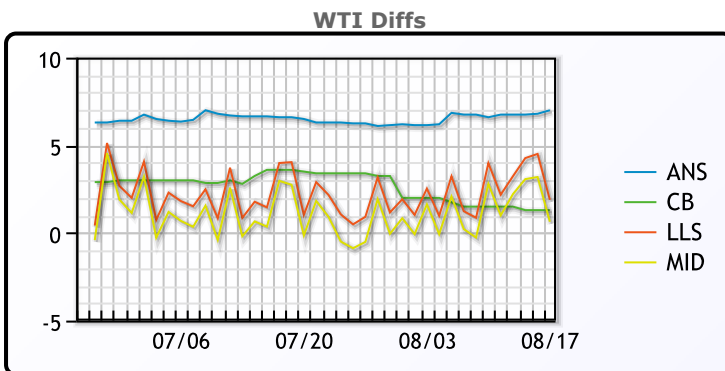


CRUDE

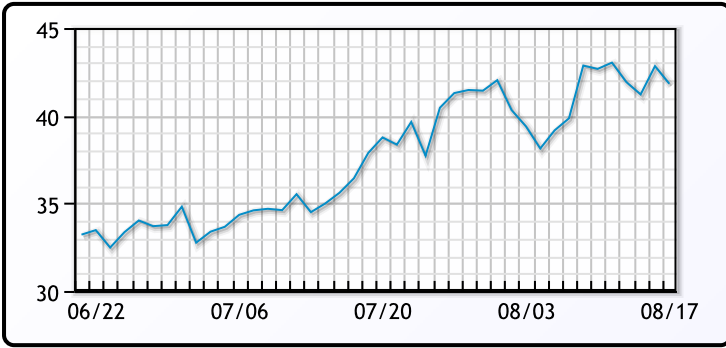
	Last	Week Ago	Month Ago
ANS	87.39	89.42	80.75
BLS	81.69	84.32	77.75
LLS	82.28	85.75	78.19
Mid	81.03	84.73	76.9
WTI	80.39	82.82	74.15

PRODUCTS

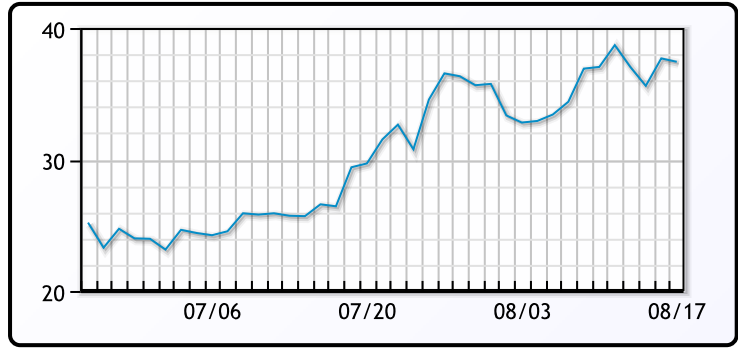
	Last	Week Ago	Month Ago
Gulf RBOB	2.8271	2.9224	2.5512
Gulf ULSD	2.9579	3.0575	2.5229
NYH RBOB	2.8941	2.9889	2.6737
NYH ULSD	3.023	3.1583	2.6004
USGC 3%	75.875	80.875	68.625



3-2-1 Crack



Gulf 3-2-1 Crack



NGLs

MB

	Last	Week Ago	Month Ago
Butane	55.8	63.8	50.1
IsoButane	92.8	106.6	92.1
Natural Gasoline	153.5	157.3	136.5
Propane	62	71	61.6

CONWAY

	Last	Week Ago	Month Ago
Butane	79	86.3	70.5
IsoButane	104	109	97
Natural Gasoline	159	164.5	144.5
Propane	63.1	70.5	58.8

MB NON

	Last	Week Ago	Month Ago
Butane	80.8	88.8	75.1
IsoButane	92.8	106.6	92.1
Natural Gasoline	153.5	157.3	136.5
Propane	60.8	70	59.9

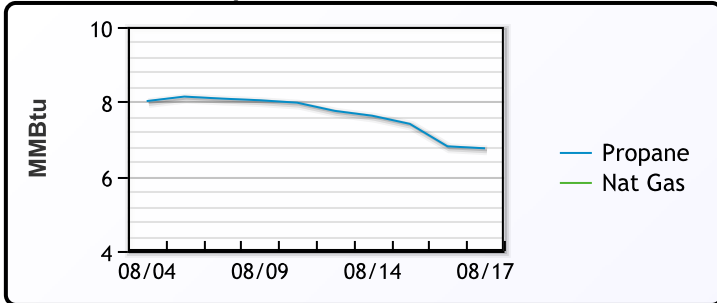
EDMONTON

	Last	Week Ago	Month Ago
Propane	48.1	55	43.8

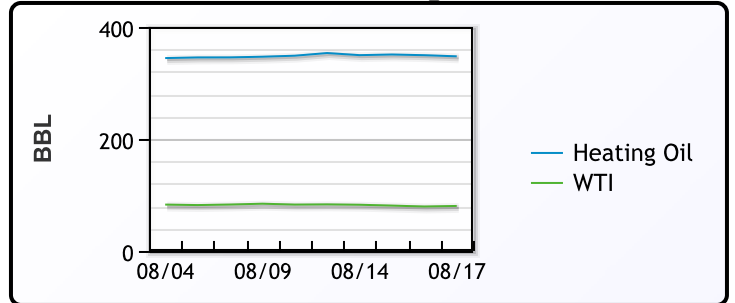
SARNIA

	Last	Week Ago	Month Ago
Propane	76	87.5	78.3

Propane MT.B Tet vs Nat Gas



WTI vs Heating Oil



FX

	Last	Change
CAD	1.3546	0
DXY	103.572	0.141
Gold	1891.6	2.17

RATES

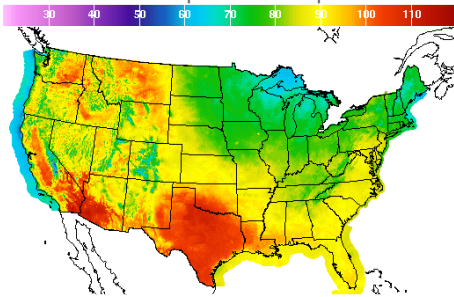
	Last	Change
US 2yr	4.9292	-0.036
US 10yr	4.2741	0.0237
CAN 10yr	3.768	-0.005

EQUITIES

	Last	Change
Nasdaq	13316.93	-157.7
TSX	1187.164	-4.83
S&P 500	4370.36	-33.97

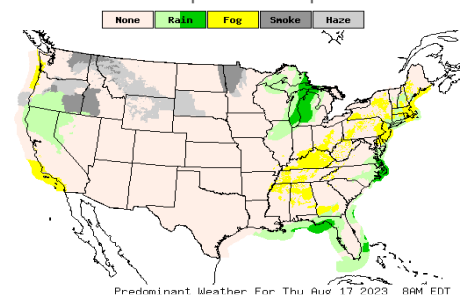
Weather Data

Temperature Map



City	HIGH °F	LOW °F
Calgary	93	57
Conway	79	56
Cushing	94	68
Denver	90	67
Houston	103	80
Mont Belvieu	98	76
Sarnia	75	62
Williston	85	56

Precipitation Map



This report has been prepared by PFL Petroleum Limited personnel for your information only and the views expressed are intended to provide market commentary and are not recommendations. This report is not an offer to sell or a solicitation of any offer to buy any security. The information contained herein has been compiled by PFL from sources believed to be reliable, but no representation or warranty, express or implied, is made by PFL Petroleum Limited, its affiliates or any other person as to its accuracy, completeness or correctness. Copyright 2017 PFL Petroleum Limited. All Rights Reserved