



MARKET DAILY

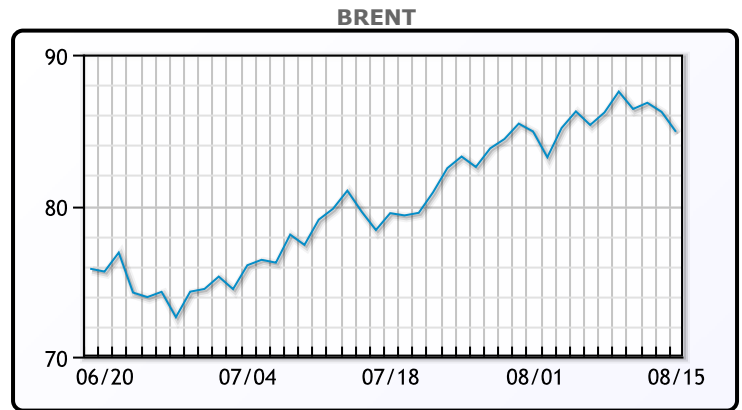
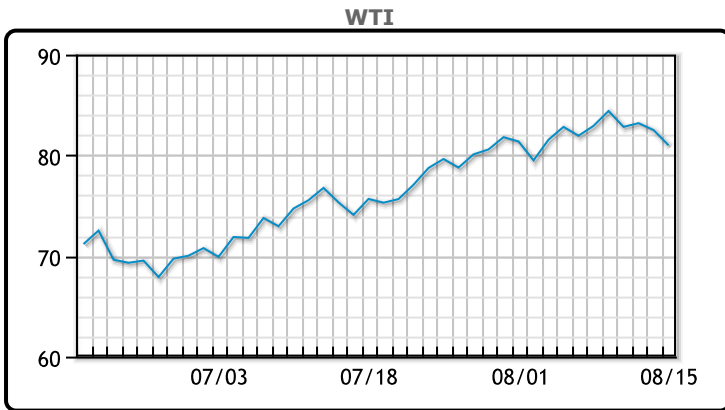
<https://www.pflpetroleum.com>
 1865 Veterans Park Dr. Suite 303
 Naples, Florida 34109
 Phone: 239-390-2885
 Fax: 239-949-0611
 Aug 16, 2023 6:39 PM

Major Energy Futures		
	Settle	Change
Brent	83.45	-1.44
Gas Oil	883	-17.25
Natural Gas	2.659	-0.136
RBOB	284.76	-5.86
ULSD	302.8	-6.03
WTI	79.38	-1.61

Market Commentary

Oil prices were lower today despite a large drawdown of crude inventories. U.S. crude oil inventories fell by nearly 6 million barrels last week on strong exports and refining run rates, despite crude production rising to its highest since the coronavirus pandemic decimated fuel consumption, Energy Information Administration data showed on Wednesday. "This week's draw simply offset last week's unexpected 6 million barrel build and looking ahead to next week, we can see a sharp decline in exports that will likely prompt a counter-seasonal crude stock build," said Jim Ritterbusch, president of Ritterbusch and Associates LLC in Galena, Illinois. Gasoline inventories fell by 300K/bbls and distillate inventories increased by 300K/bbls. WTI traded down \$1.61 or -2% to close at \$79.38. Brent traded down \$1.44 or -1.7% to close at \$83.45.

Crude & Product Markets

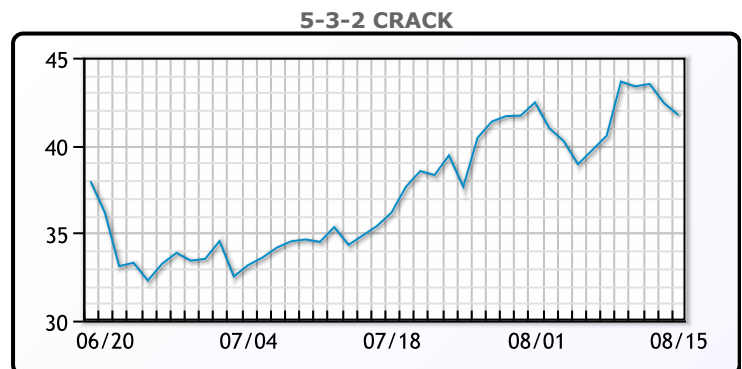
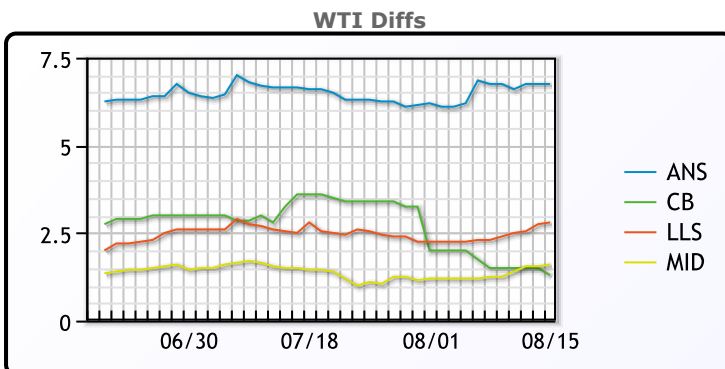


CRUDE

	Last	Week Ago	Month Ago
ANS	87.74	89.67	82.02
BLS	82.29	84.42	79.02
LLS	83.79	85.22	78.22
Mid	82.59	84.17	76.87
WTI	80.99	82.92	75.42

PRODUCTS

	Last	Week Ago	Month Ago
Gulf RBOB	281.01	285.76	255.12
Gulf ULSD	296.075	301.935	252.29
NYH RBOB	287.16	287.26	267.245
NYH ULSD	301.8	308.81	259.665
USGC 3%	77.375	78.625	70.375



3-2-1 Crack



Gulf 3-2-1 Crack



NGLs

MB

	Last	Week Ago	Month Ago
Butane	75.625	83.25	68.875
IsoButane	105.125	103	90.875
Natural Gasoline	152.6	156.8	140.8
Propane	62.625	73.5	63.625

MB NON

	Last	Week Ago	Month Ago
Butane	81.125	88.75	75.875
IsoButane	105.125	103	90.875
Natural Gasoline	153.25	156.75	140.75
Propane	61	72.8	61.9

CONWAY

	Last	Week Ago	Month Ago
Butane	79	86	72
IsoButane	109	107.5	94
Natural Gasoline	160	162.5	148
Propane	62.375	71.5	60.75

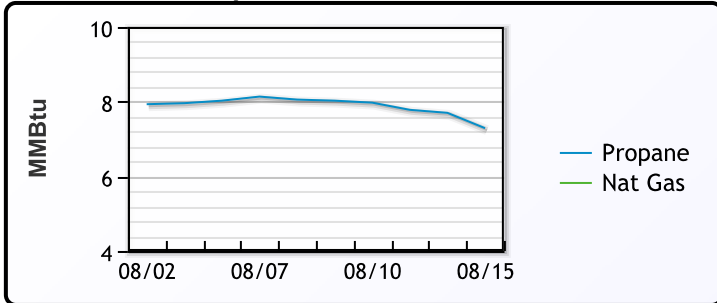
EDMONTON

	Last	Week Ago	Month Ago
Propane	47.3	57.5	45.8

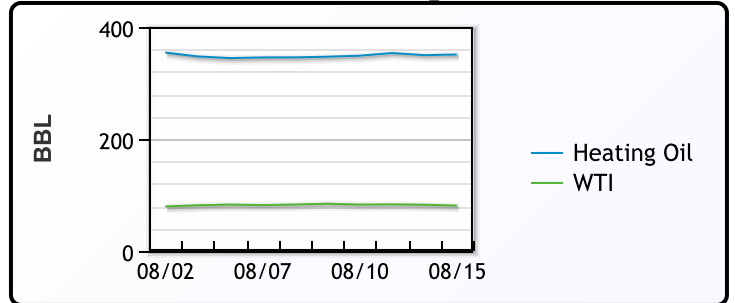
SARNIA

	Last	Week Ago	Month Ago
Propane	81.5	87	78.3

Propane MT.B Tet vs Nat Gas



WTI vs Heating Oil



FX

	Last	Change
CAD	1.3499	0.0001
DXY	103.209	0.019
Gold	1902.03	0.03

RATES

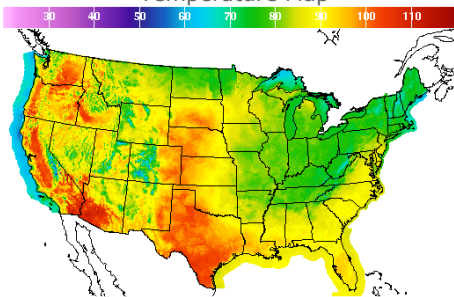
	Last	Change
US 2yr	4.9522	-0.0147
US 10yr	4.211	0.0197
CAN 10yr	3.749	0.058

EQUITIES

	Last	Change
Nasdaq	13631.05	-157.28
TSX	1191.666	-24.296
S&P 500	4437.86	-51.86

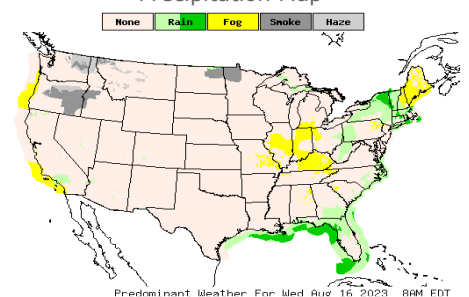
Weather Data

Temperature Map



City	HIGH °F	LOW °F
Calgary	83	57
Conway	81	60
Cushing	88	62
Denver	94	71
Houston	100	81
Mont Belvieu	97	74
Sarnia	78	56
Williston	79	64

Precipitation Map



This report has been prepared by PFL Petroleum Limited personnel for your information only and the views expressed are intended to provide market commentary and are not recommendations. This report is not an offer to sell or a solicitation of any offer to buy any security. The information contained herein has been compiled by PFL from sources believed to be reliable, but no representation or warranty, express or implied, is made by PFL Petroleum Limited, its affiliates or any other person as to its accuracy, completeness or correctness. Copyright 2017 PFL Petroleum Limited. All Rights Reserved