



MARKET DAILY

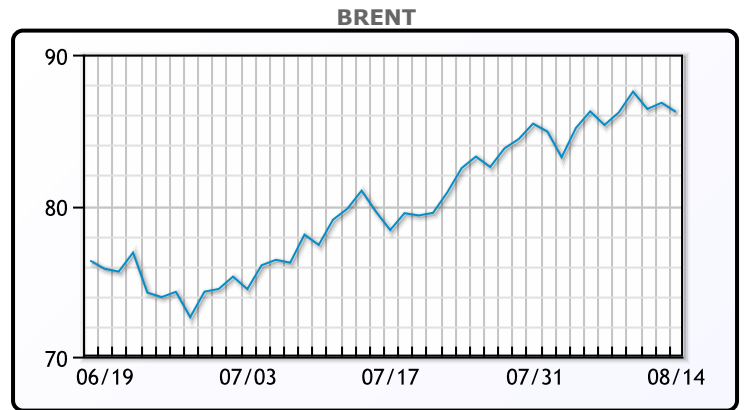
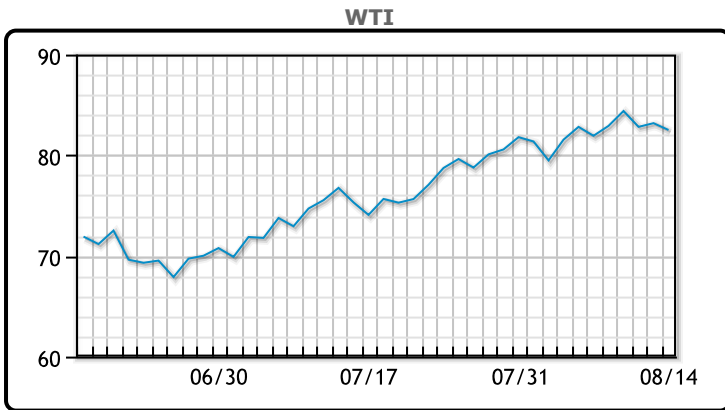
<https://www.pflpetroleum.com>
 1865 Veterans Park Dr. Suite 303
 Naples, Florida 34109
 Phone: 239-390-2885
 Fax: 239-949-0611
 Aug 14, 2023 6:04 PM

Major Energy Futures		
	Settle	Change
Brent	86.21	-0.60
Gas Oil	899.75	-0.5
Natural Gas	2.795	0.025
RBOB	290.62	-5.87
ULSD	308.83	-3.32
WTI	82.51	0.68

Market Commentary

Oil prices dipped today on worries of China's faltering economic recovery. With fading hope China's economy will return to pre-pandemic levels of demand, oil markets have little to pin their hopes to for future growth, said Walter Zimmerman, chief technical analyst with ICAP-TA. "The problem is as China increasingly proves unable of getting out of its own way to the upside; much less leading the world economy, there's not much else to lead things higher." Also weighing on prices the dollar index extended its gains along with treasury yields. WTI traded down \$.68 or -.82% to close at \$82.51. Brent traded down \$.60 or -.69% to close at \$86.21.

Crude & Product Markets

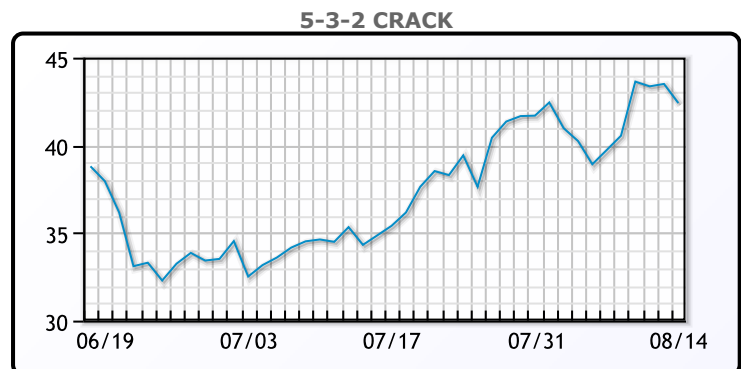
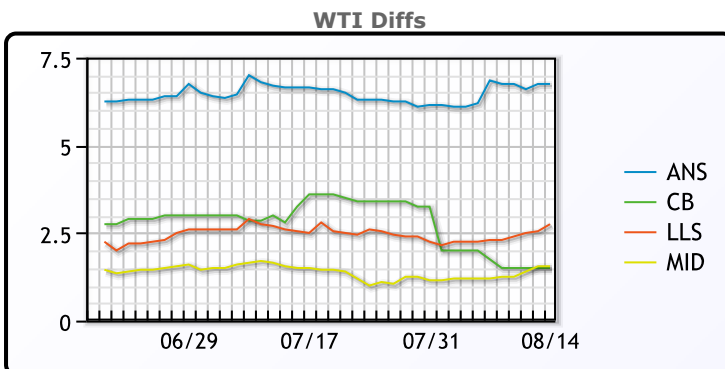


CRUDE

	Last	Week Ago	Month Ago
ANS	89.26	88.79	82.02
BLS	84.01	83.69	79.02
LLS	85.26	84.24	78.22
Mid	84.06	83.14	76.87
WTI	82.51	81.94	75.42

PRODUCTS

	Last	Week Ago	Month Ago
Gulf RBOB	286.12	282.69	255.12
Gulf ULSD	302.205	294.5	252.29
NYH RBOB	293.37	283.69	267.245
NYH ULSD	308.205	302.05	259.665
USGC 3%	79.625	77.625	70.375



3-2-1 Crack



Gulf 3-2-1 Crack



NGLs

MB

	Last	Week Ago	Month Ago
Butane	79.125	83	68.875
IsoButane	110.625	99.5	90.875
Natural Gasoline	156.3	153.5	140.8
Propane	66.75	73.75	63.625

CONWAY

	Last	Week Ago	Month Ago
Butane	82.5	86.25	72
IsoButane	110	107	94
Natural Gasoline	163	161.25	148
Propane	66.75	72.125	60.75

MB NON

	Last	Week Ago	Month Ago
Butane	84.625	88.5	75.875
IsoButane	110.625	99.5	90.875
Natural Gasoline	156.25	153.5	140.75
Propane	66.8	73	61.9

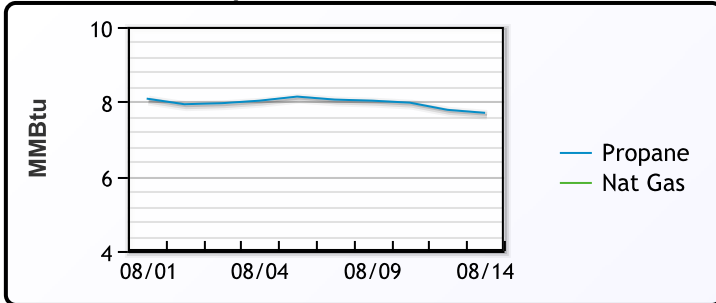
EDMONTON

	Last	Week Ago	Month Ago
Propane	51.3	57.8	45.8

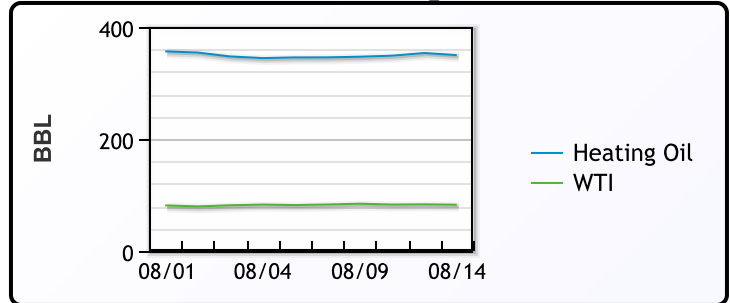
SARNIA

	Last	Week Ago	Month Ago
Propane	87.5	87	78.3

Propane MT.B Tet vs Nat Gas



WTI vs Heating Oil



FX

	Last	Change
CAD	1.3462	0.0001
DXY	103.158	0.316
Gold	1907.45	0.35

RATES

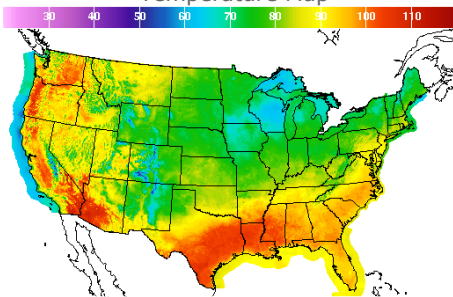
	Last	Change
US 2yr	4.9669	0.0722
US 10yr	4.1913	0.0391
CAN 10yr	3.691	0.047

EQUITIES

	Last	Change
Nasdaq	13788.33	143.48
TSX	1215.962	-7.578
S&P 500	4489.72	25.67

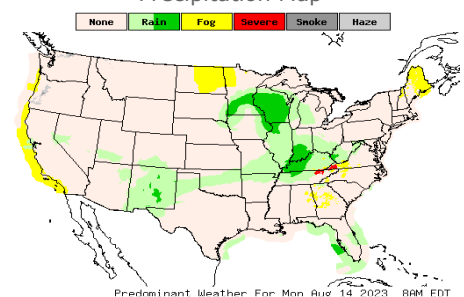
Weather Data

Temperature Map



City	HIGH °F	LOW °F
Calgary	90	57
Conway	81	55
Cushing	83	68
Denver	78	60
Houston	104	82
Mont Belvieu	99	79
Sarnia	73	61
Williston	86	57

Precipitation Map



This report has been prepared by PFL Petroleum Limited personnel for your information only and the views expressed are intended to provide market commentary and are not recommendations. This report is not an offer to sell or a solicitation of any offer to buy any security. The information contained herein has been compiled by PFL from sources believed to be reliable, but no representation or warranty, express or implied, is made by PFL Petroleum Limited, its affiliates or any other person as to its accuracy, completeness or correctness. Copyright 2017 PFL Petroleum Limited. All Rights Reserved