



MARKET DAILY

<https://www.pflpetroleum.com>
 1865 Veterans Park Dr. Suite 303
 Naples, Florida 34109
 Phone: 239-390-2885
 Fax: 239-949-0611
 Aug 1, 2023 8:24 PM

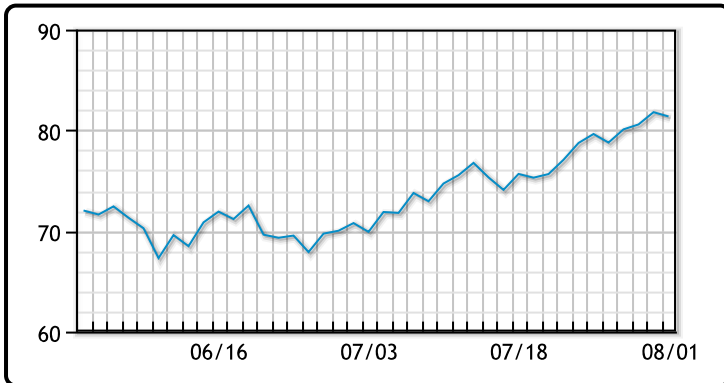
Major Energy Futures		
	Settle	Change
Brent	84.91	-0.52
Gas Oil	911.5	34.25
Natural Gas	2.56	-0.074
RBOB	287.3	-2.25
ULSD	302.34	3.79
WTI	81.37	-0.43

Market Commentary

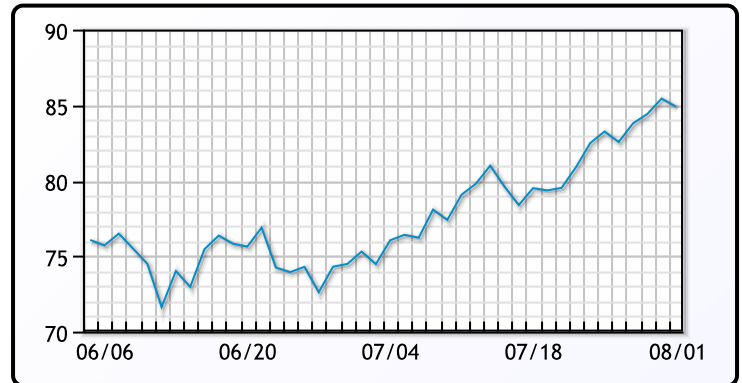
Oil prices edged lower today, moving down as traders started taking profits. "Crude is moving in a corrective phase this morning, prompted by a sharply higher U.S. dollar index and satisfying the 'overbought' market situation," said Dennis Kissler, senior vice president of trading at BOK Financial. The dollar index by .4% today, which is a relatively big move against a basket of currencies. API data is indicating large draws for tomorrow's EIA report which should push prices higher. Meanwhile in China the central bank and regulators are pledging more financing support to small business which should help their economy continue to recover. WTI traded down \$.43 or -.5% to close at \$81.37. Brent traded down \$.52 or -.6% to close at \$84.91.

Crude & Product Markets

WTI



BRENT



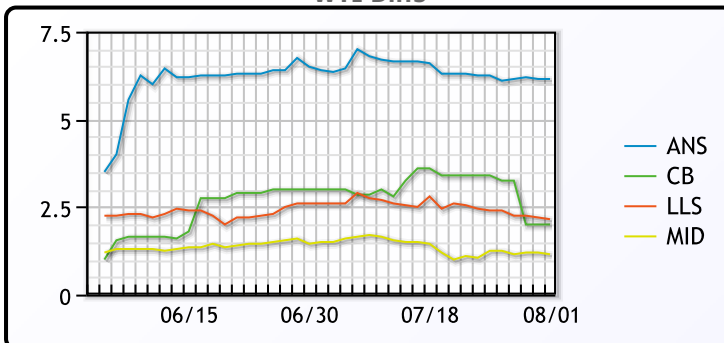
CRUDE

	Last	Week Ago	Month Ago
ANS	87.52	86.28	76.99
BLS	83.37	83.43	73.64
LLS	83.52	82.43	73.24
Mid	82.52	81.28	72.14
WTI	81.37	80.03	70.64

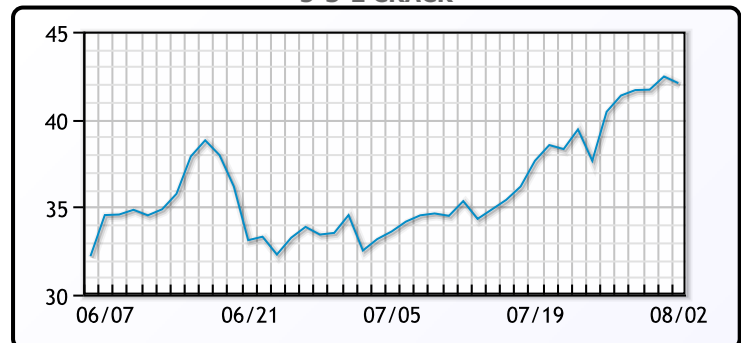
PRODUCTS

	Last	Week Ago	Month Ago
Gulf RBOB	291.175	282.88	249.49
Gulf ULSD	296.09	270.24	237.76
NYH RBOB	292.8	285.58	256.49
NYH ULSD	303.84	277.76	245.76
USGC 3%	78.125	74.125	69.125

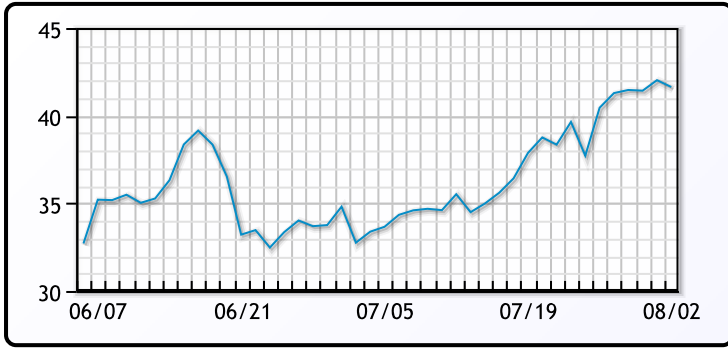
WTI Diffs



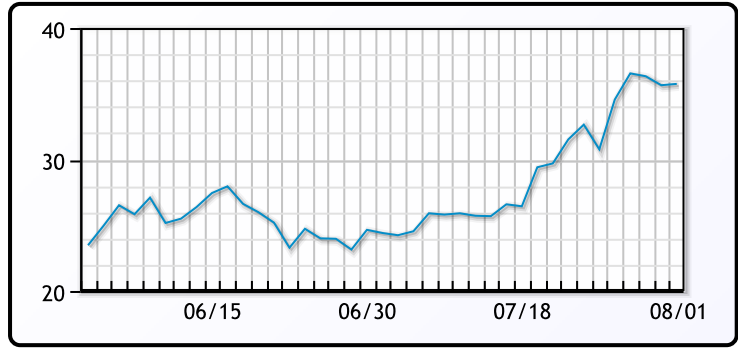
5-3-2 CRACK



3-2-1 Crack



Gulf 3-2-1 Crack



NGLs

MB

	Last	Week Ago	Month Ago
Butane	62	54.6	43.5
IsoButane	102	85	63.8
Natural Gasoline	152.5	148.6	126.5
Propane	72.8	66.5	54.5

CONWAY

	Last	Week Ago	Month Ago
Butane	83.5	75.5	60.6
IsoButane	104	102	81
Natural Gasoline	158.5	156.4	143.3
Propane	71.4	63.3	51.5

MB NON

	Last	Week Ago	Month Ago
Butane	87	79.6	63.5
IsoButane	102	85	72
Natural Gasoline	152.3	148.6	125.5
Propane	69.8	64.5	54

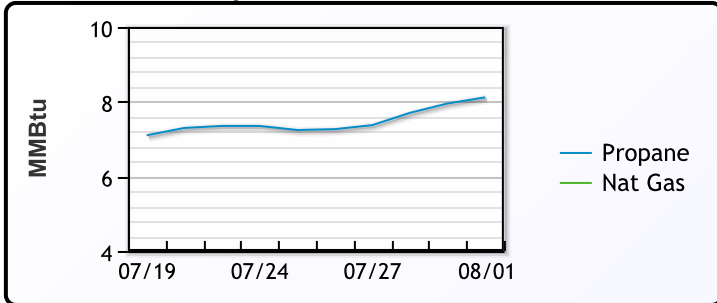
EDMONTON

	Last	Week Ago	Month Ago
Propane	56.4	48.3	35

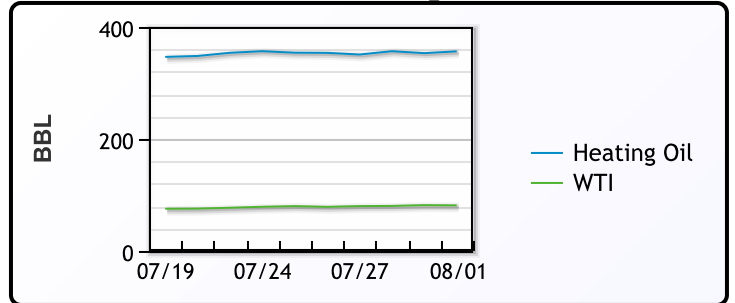
SARNIA

	Last	Week Ago	Month Ago
Propane	85	82.8	69.5

Propane MT.B Tet vs Nat Gas



WTI vs Heating Oil



FX

	Last	Change
CAD	1.3279	-0.0002
DXY	102.085	-0.218
Gold	1949.59	5.3

RATES

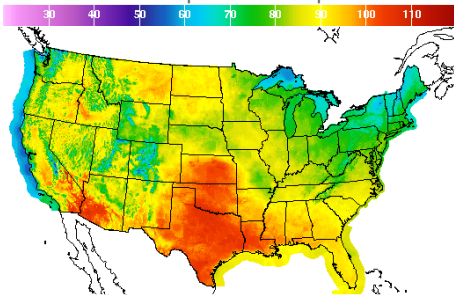
	Last	Change
US 2yr	4.8892	-0.0124
US 10yr	4.021	-0.002
CAN 10yr	3.604	0.104

EQUITIES

	Last	Change
Nasdaq	14283.91	-62.11
TSX	1231.618	-5.552
S&P 500	4576.73	-12.23

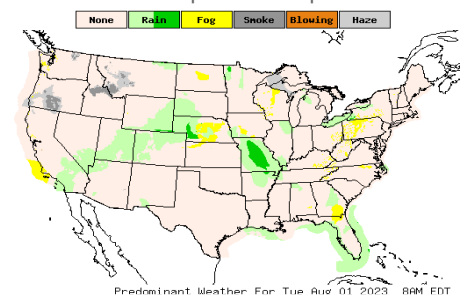
Weather Data

Temperature Map



City	HIGH °F	LOW °F
Calgary	81	52
Conway	94	61
Cushing	105	78
Denver	84	66
Houston	103	83
Mont Belvieu	100	79
Sarnia	74	57
Williston	89	68

Precipitation Map



This report has been prepared by PFL Petroleum Limited personnel for your information only and the views expressed are intended to provide market commentary and are not recommendations. This report is not an offer to sell or a solicitation of any offer to buy any security. The information contained herein has been compiled by PFL from sources believed to be reliable, but no representation or warranty, express or implied, is made by PFL Petroleum Limited, its affiliates or any other person as to its accuracy, completeness or correctness. Copyright 2017 PFL Petroleum Limited. All Rights Reserved