



# MARKET DAILY

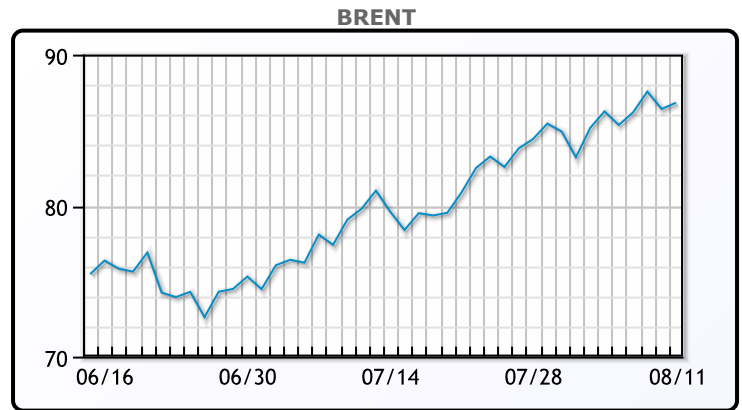
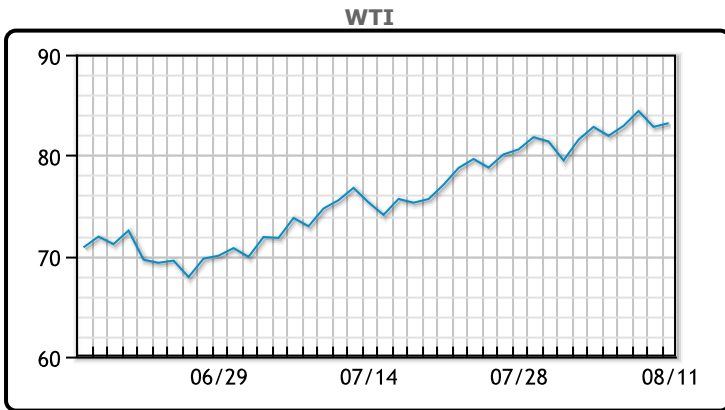
<https://www.pflpetroleum.com>  
 1865 Veterans Park Dr. Suite 303  
 Naples, Florida 34109  
 Phone: 239-390-2885  
 Fax: 239-949-0611  
 Aug 11, 2023 7:02 PM

Major Energy Futures		
	Settle	Change
Brent	86.81	0.41
Gas Oil	917	-6.5
Natural Gas	2.77	-0.196
RBOB	296.49	-2.37
ULSD	312.15	-5.37
WTI	83.19	0.37

**Market Commentary**

Oil prices were higher today, buoyed by tightening supplies and forecasted record global demand. The IEA estimated that global oil demand hit a record 103MM/bpd in June and could reach a new peak this month. At the same time Saudi Arabia and Russia are cutting production setting the stage for inventory declines over the rest of 2023. Supply cuts and an improving economic outlook have created more optimism among oil investors, OANDA analyst Craig Erlam said. However, he noted signs momentum was wearing thin after a sustained rally. On Thursday, Brent hit its highest since January, a day after WTI hit its highest this year. After falling for eight weeks in a row, the number of oil rigs operating in the U.S., an early indicator of future output, held steady at 525 this week, energy services firm Baker Hughes said. WTI traded up \$.37 or .5% to close at \$83.19. Brent traded up \$.41 or .5% to close at \$86.81.

## Crude & Product Markets

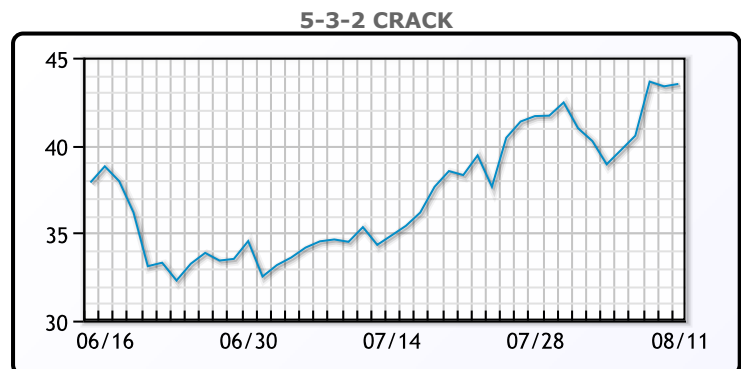
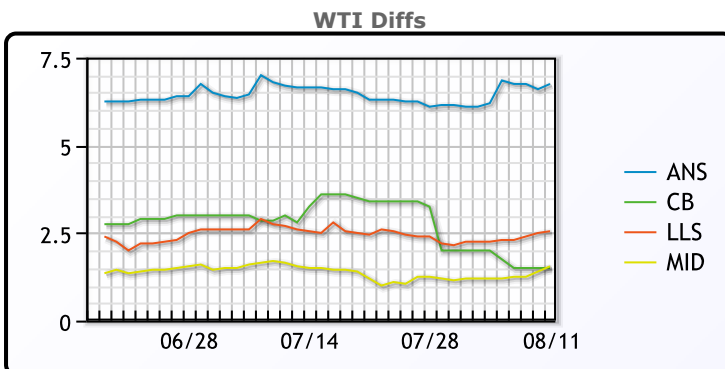


**CRUDE**

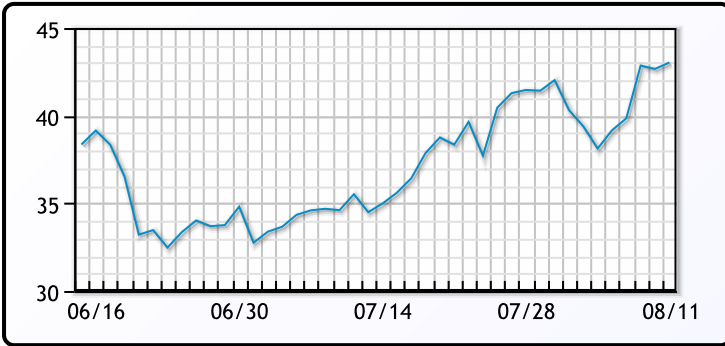
	Last	Week Ago	Month Ago
ANS	89.94	89.02	81.48
BLS	84.69	84.82	77.63
LLS	85.74	85.07	77.43
Mid	84.74	84.02	76.38
WTI	83.19	82.82	74.83

**PRODUCTS**

	Last	Week Ago	Month Ago
Gulf RBOB	292.24	279.06	255.52
Gulf ULSD	305.775	299.595	250.995
NYH RBOB	299.99	281.56	266.77
NYH ULSD	311.775	306.72	258.87
USGC 3%	80.125	80.125	68.625



3-2-1 Crack



Gulf 3-2-1 Crack



NGLs

MB

	Last	Week Ago	Month Ago
Butane	61.8	64.1	49.1
IsoButane	105	105.1	80.6
Natural Gasoline	159	153.8	138.5
Propane	69.8	74.5	64.6

CONWAY

	Last	Week Ago	Month Ago
Butane	84.5	87	67.8
IsoButane	107	107.5	91
Natural Gasoline	166.5	164	147
Propane	69.5	73	60.8

MB NON

	Last	Week Ago	Month Ago
Butane	86.9	89.1	74.1
IsoButane	105	105.1	80.6
Natural Gasoline	159	153.5	138.3
Propane	68.8	73.5	62.8

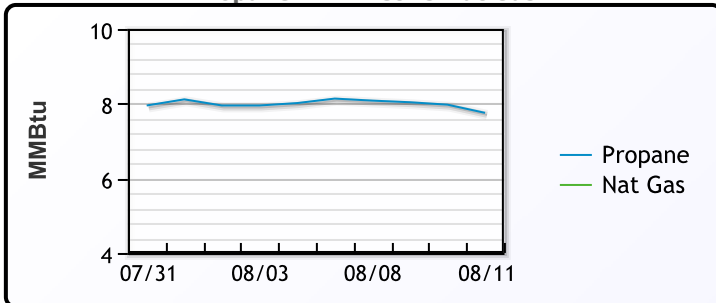
EDMONTON

	Last	Week Ago	Month Ago
Propane	54	58	45.8

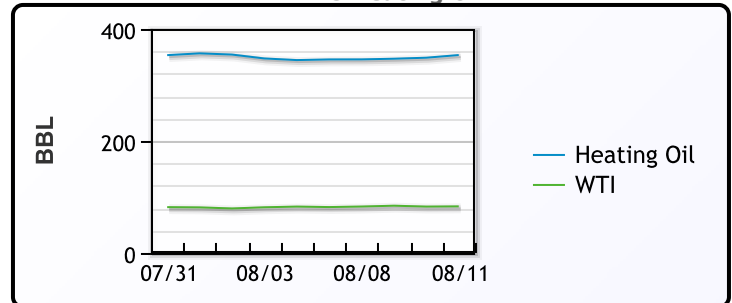
SARNIA

	Last	Week Ago	Month Ago
Propane	87.5	87	74.3

Propane MT.B Tet vs Nat Gas



WTI vs Heating Oil



FX

	Last	Change
CAD	1.344	-0.0009
DXY	102.842	0.318
Gold	1913.76	1.28

RATES

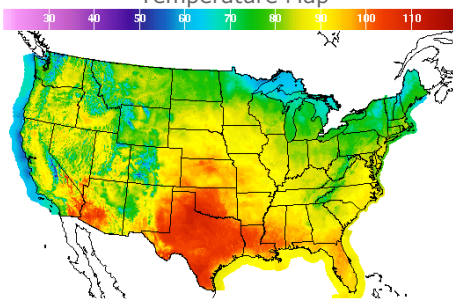
	Last	Change
US 2yr	4.8947	0.053
US 10yr	4.1522	0.0467
CAN 10yr	3.644	0.051

EQUITIES

	Last	Change
Nasdaq	13644.85	-93.14
TSX	1223.54	3.184
S&P 500	4464.05	-4.78

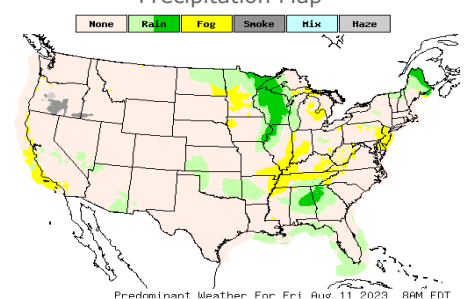
Weather Data

Temperature Map



City	HIGH °F	LOW °F
Calgary	74	52
Conway	77	52
Cushing	100	73
Denver	88	68
Houston	103	82
Mont Belvieu	99	81
Sarnia	74	56
Williston	81	59

Precipitation Map



This report has been prepared by PFL Petroleum Limited personnel for your information only and the views expressed are intended to provide market commentary and are not recommendations. This report is not an offer to sell or a solicitation of any offer to buy any security. The information contained herein has been compiled by PFL from sources believed to be reliable, but no representation or warranty, express or implied, is made by PFL Petroleum Limited, its affiliates or any other person as to its accuracy, completeness or correctness. Copyright 2017 PFL Petroleum Limited. All Rights Reserved