



MARKET DAILY

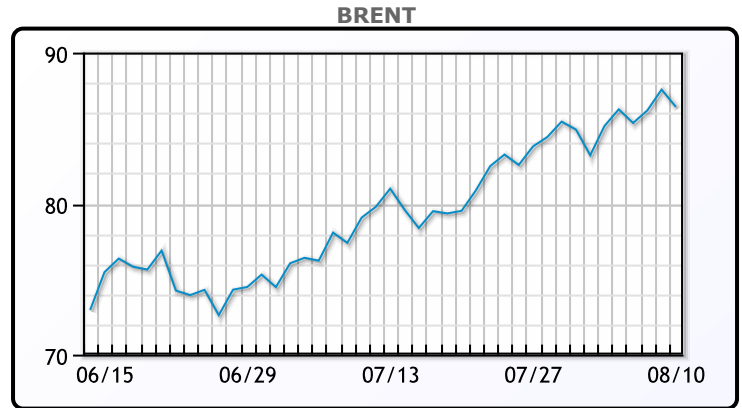
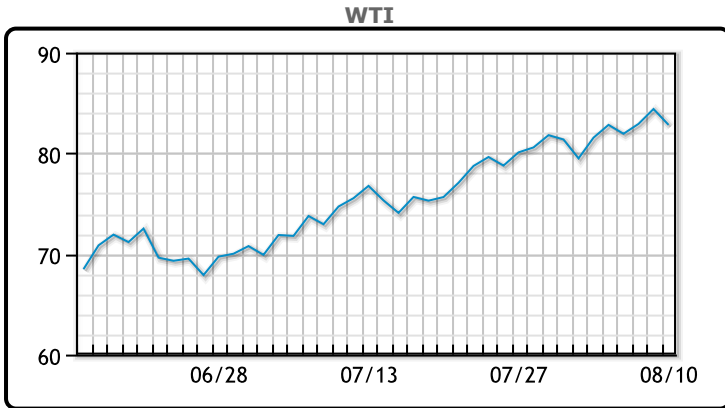
<https://www.pflpetroleum.com>
 1865 Veterans Park Dr. Suite 303
 Naples, Florida 34109
 Phone: 239-390-2885
 Fax: 239-949-0611
 Aug 10, 2023 6:23 PM

Major Energy Futures		
	Settle	Change
Brent	86.4	-1.15
Gas Oil	917.5	45.75
Natural Gas	2.763	-0.196
RBOB	290.47	-2.37
ULSD	315.33	-5.37
WTI	82.82	-1.58

Market Commentary

Oil prices were lower today after some profit taking. Both benchmarks have been on a sustained rally since July. Oil prices have been boosted in recent days by extensions to output cuts by Saudi Arabia and Russia, alongside supply fears driven by the potential for conflict between Russia and Ukraine in the Black Sea region to threaten Russian oil shipments. But recent data showed the consumer sector in China fell into deflation and factory gate prices extended declines in July, raising concerns about fuel demand in the world's second-largest economy. "China's data just gets worse and worse, and this is only going to make it more difficult for China to ramp up its economy," said John Kilduff, partner at Again Capital LLC in New York. The U.S. is also prohibiting some investment in China in sensitive technologies like computer chips and requires government notification in other tech sectors. WTI traded down \$1.58 or -1.9% to close at \$82.82. Brent traded down \$1.15 or -1.3% to close at \$86.40.

Crude & Product Markets

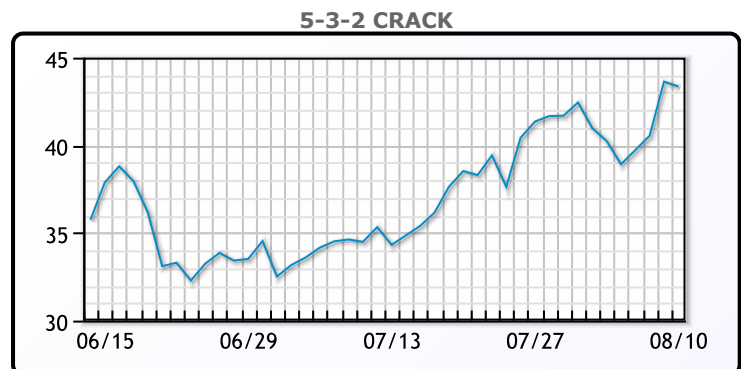
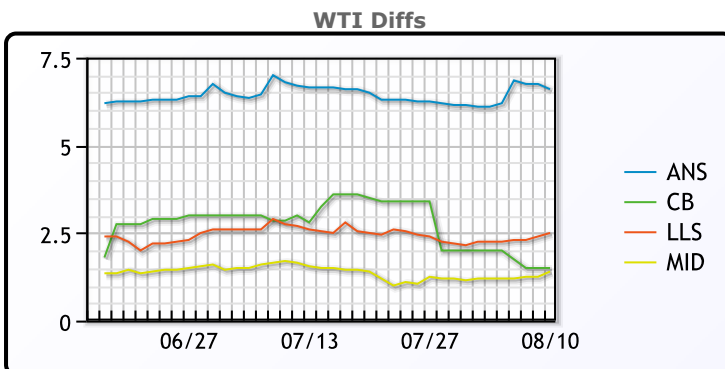


CRUDE

	Last	Week Ago	Month Ago
ANS	89.42	87.65	79.69
BLS	84.32	83.55	75.99
LLS	85.32	83.8	75.69
Mid	84.22	82.75	74.64
WTI	82.82	81.55	72.99

PRODUCTS

	Last	Week Ago	Month Ago
Gulf RBOB	289.345	276.595	250.085
Gulf ULSD	308.53	300.49	248.07
NYH RBOB	292.72	279.97	264.96
NYH ULSD	315.455	308.49	256.32
USGC 3%	80.875	79.125	68.125



3-2-1 Crack



Gulf 3-2-1 Crack



NGLs

MB

	Last	Week Ago	Month Ago
Butane	83	82.5	62
IsoButane	106.5	106	76.5
Natural Gasoline	157.3	152.3	133.3
Propane	71.25	73.5	60.25

CONWAY

	Last	Week Ago	Month Ago
Butane	86	85	65
IsoButane	107.5	107	83
Natural Gasoline	165	157	142
Propane	70.75	71.375	56.5

MB NON

	Last	Week Ago	Month Ago
Butane	88.5	88	69
IsoButane	106.5	106	76.5
Natural Gasoline	157	152	132.75
Propane	70	70.1	58.9

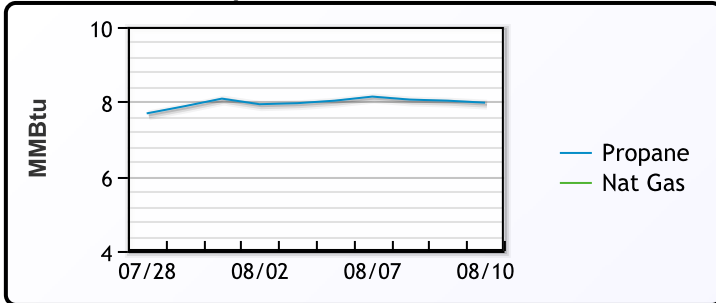
EDMONTON

	Last	Week Ago	Month Ago
Propane	55	57.5	42

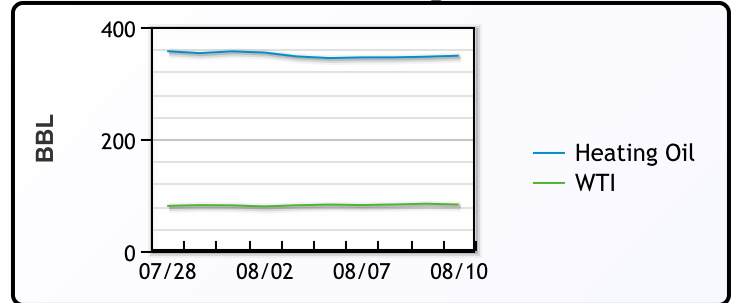
SARNIA

	Last	Week Ago	Month Ago
Propane	87.5	87	74.3

Propane MT.B Tet vs Nat Gas



WTI vs Heating Oil



FX

	Last	Change
CAD	1.3446	-0.0003
DXY	102.524	0.034
Gold	1912.91	0.43

RATES

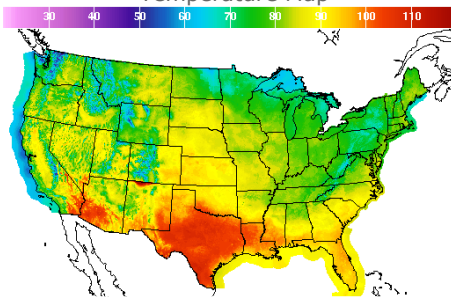
	Last	Change
US 2yr	4.8417	0.0337
US 10yr	4.1055	0.0974
CAN 10yr	3.593	0.072

EQUITIES

	Last	Change
Nasdaq	13737.99	15.97
TSX	1220.356	5.224
S&P 500	4468.83	1.12

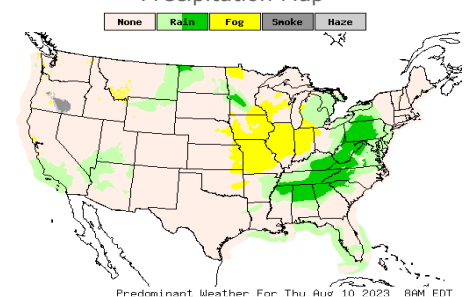
Weather Data

Temperature Map



City	HIGH °F	LOW °F
Calgary	72	50
Conway	71	48
Cushing	91	69
Denver	85	66
Houston	103	82
Mont Belvieu	98	82
Sarnia	78	60
Williston	83	60

Precipitation Map



This report has been prepared by PFL Petroleum Limited personnel for your information only and the views expressed are intended to provide market commentary and are not recommendations. This report is not an offer to sell or a solicitation of any offer to buy any security. The information contained herein has been compiled by PFL from sources believed to be reliable, but no representation or warranty, express or implied, is made by PFL Petroleum Limited, its affiliates or any other person as to its accuracy, completeness or correctness. Copyright 2017 PFL Petroleum Limited. All Rights Reserved