



# MARKET DAILY

<https://www.pflpetroleum.com>  
 1865 Veterans Park Dr. Suite 303  
 Naples, Florida 34109  
 Phone: 239-390-2885  
 Fax: 239-949-0611  
 Jul 7, 2023 10:24 PM

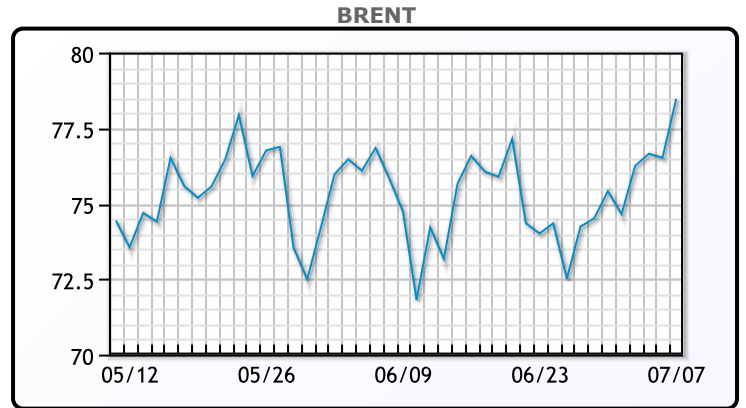
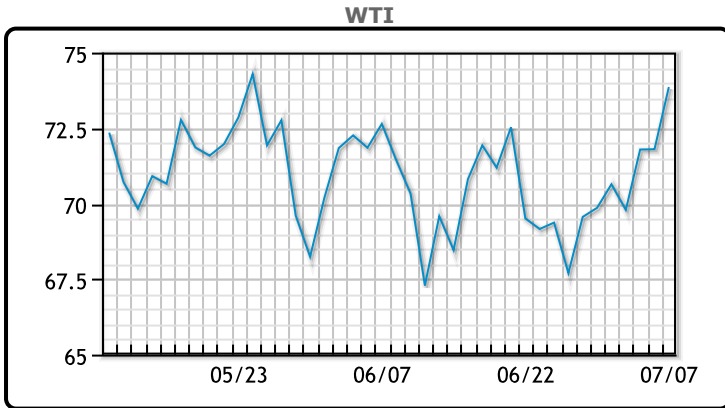
Major Energy Futures		
	Settle	Change
Brent	78.47	1.95
Gas Oil	744	-18.5
Natural Gas	2.582	-0.048
RBOB	258.93	2.55
ULSD	255.91	-1.39
WTI	73.86	2.06

**Market Commentary**

Oil prices climbed about 3% to a nine-week high on Friday as supply concerns and technical buying outweighed fears that further interest rate hikes could slow economic growth and reduce demand for oil. Both contracts closed at their highest prices since May.

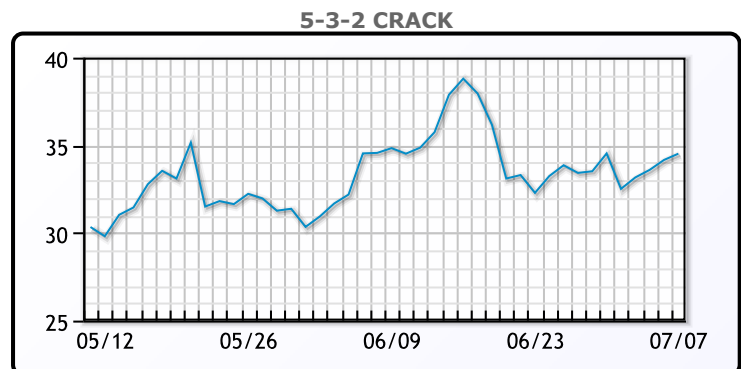
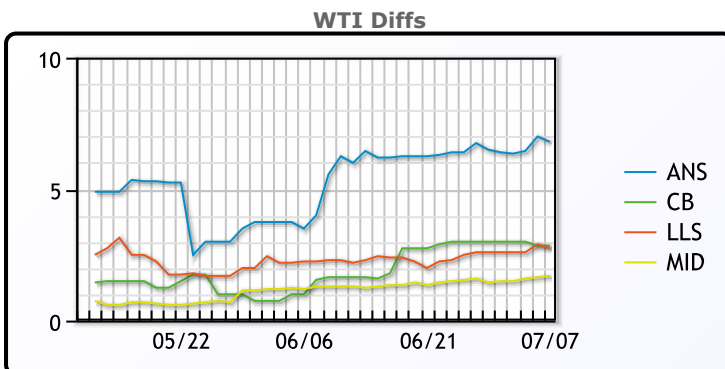
"We're knocking on the door of a major breakout to the upside. I think you're seeing some short covering here today ... because a lot of people have been betting on the short side, said Phil Flynn, an analyst at Price Futures Group. Also supporting crude prices, the U.S. dollar fell to a two-week low after data showed U.S. job growth was lower than expected but still strong enough to likely lead the U.S. Federal Reserve to resume raising interest rates later this month as it has signaled. WTI traded up \$2.06 or 2.9% to close at \$73.86. Brent traded up \$1.95 or 2.6% to close at \$78.47.

## Crude & Product Markets

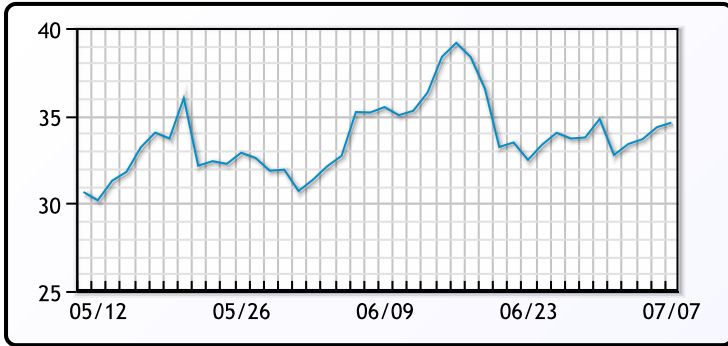


CRUDE	Last	Week Ago	Month Ago
ANS	80.66	76.99	78.78
BLS	76.71	73.64	74.18
LLS	76.61	73.24	74.83
Mid	75.56	72.14	73.83
WTI	73.86	70.64	72.53

PRODUCTS	Last	Week Ago	Month Ago
Gulf RBOB	253.055	249.49	259.87
Gulf ULSD	249.16	237.76	234.055
NYH RBOB	266.93	256.49	271.37
NYH ULSD	256.785	245.76	240.93
USGC 3%	71.125	69.125	62.625



3-2-1 Crack



Gulf 3-2-1 Crack



NGLs

MB

	Last	Week Ago	Month Ago
Butane	42.8	43.5	45.1
IsoButane	75.5	63.8	77.1
Natural Gasoline	132.5	126.5	140
Propane	59	54.5	62.5

CONWAY

	Last	Week Ago	Month Ago
Butane	65	60.6	67.5
IsoButane	80	81	76.5
Natural Gasoline	145	143.3	145.6
Propane	56.3	51.5	60.6

MB NON

	Last	Week Ago	Month Ago
Butane	67.8	63.5	70.1
IsoButane	75	72	77.1
Natural Gasoline	132.5	125.5	139
Propane	58.3	54	62.3

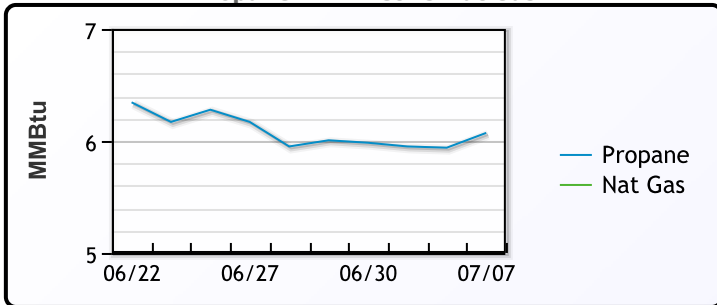
EDMONTON

	Last	Week Ago	Month Ago
Propane	41.3	35	43.6

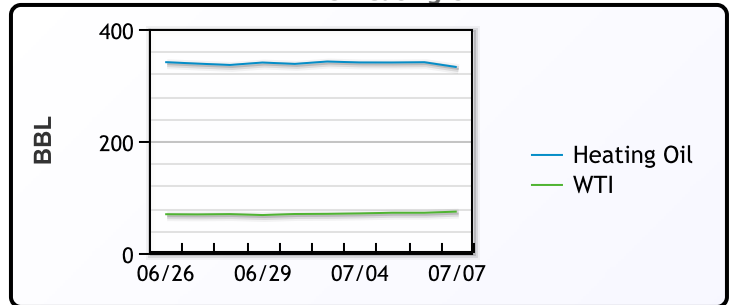
SARNIA

	Last	Week Ago	Month Ago
Propane	69.5	69.5	75.5

Propane MT.B Tet vs Nat Gas



WTI vs Heating Oil



FX

	Last	Change
CAD	1.3274	-0.0094
DXY	102.272	-0.894
Gold	1925.05	14.15

RATES

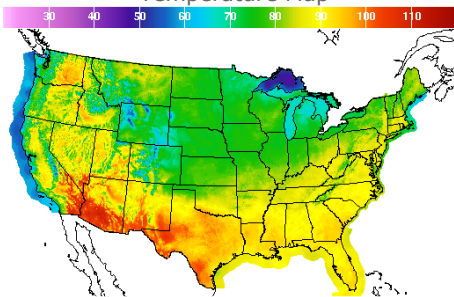
	Last	Change
US 2yr	4.9459	-0.0347
US 10yr	4.0616	0.0325
CAN 10yr	3.573	0.087

EQUITIES

	Last	Change
Nasdaq	13660.72	-18.32
TSX	1191.692	-0.816
S&P 500	4398.95	-12.64

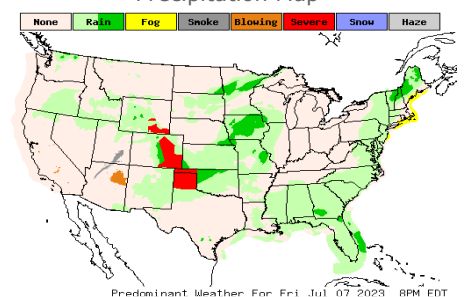
Weather Data

Temperature Map



City	HIGH °F	LOW °F
Calgary	72	50
Conway	70	54
Cushing	82	67
Denver	75	56
Houston	92	78
Mont Belvieu	89	77
Sarnia	71	59
Williston	77	55

Precipitation Map



This report has been prepared by PFL Petroleum Limited personnel for your information only and the views expressed are intended to provide market commentary and are not recommendations. This report is not an offer to sell or a solicitation of any offer to buy any security. The information contained herein has been compiled by PFL from sources believed to be reliable, but no representation or warranty, express or implied, is made by PFL Petroleum Limited, its affiliates or any other person as to its accuracy, completeness or correctness. Copyright 2017 PFL Petroleum Limited. All Rights Reserved