



MARKET DAILY

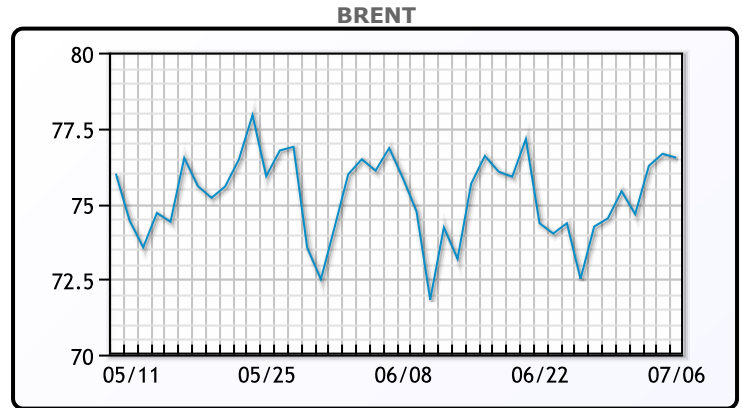
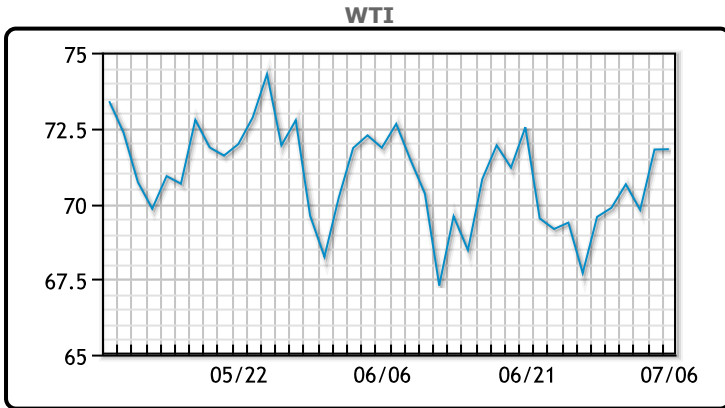
<https://www.pflpetroleum.com>
 1865 Veterans Park Dr. Suite 303
 Naples, Florida 34109
 Phone: 239-390-2885
 Fax: 239-949-0611
 Jul 6, 2023 7:24 PM

Major Energy Futures		
	Settle	Change
Brent	76.52	-0.13
Gas Oil	720.5	21.25
Natural Gas	2.609	-0.048
RBOB	254.38	2.55
ULSD	247.94	-1.39
WTI	71.8	0.1

Market Commentary

Oil prices were flat today as the market balanced tighter supplies with higher likelihood of a US interest rate hike. Minutes released on Wednesday showed that a united U.S. central bank agreed to hold rates steady at its June meeting to buy time and assess the need for further hikes, though most attendees expected they would eventually need to tighten further. "We know the Federal Reserve wants to see the labor market cool off," said Phil Flynn, an analyst at Price Futures group. "The market is concerned that the Fed has to take the punch bowl away." Top oil exporters Saudi Arabia and Russia announced a fresh round of output cuts for August. The total cuts now stand at more than five million bpd, equating to 5% of global oil output. WTI traded up \$.01 to close at \$71.80. Brent traded \$.13 or to close at \$76.52.

Crude & Product Markets

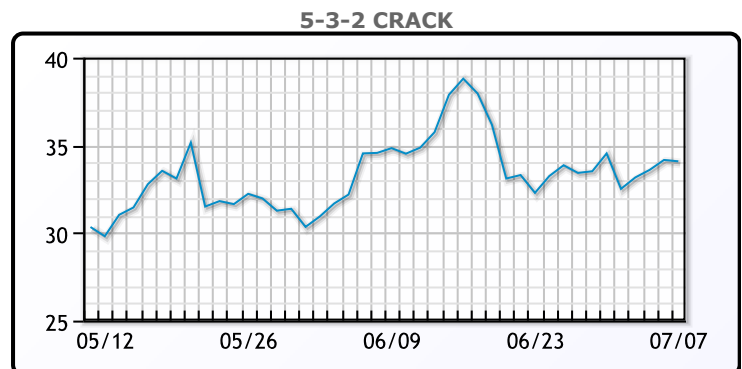
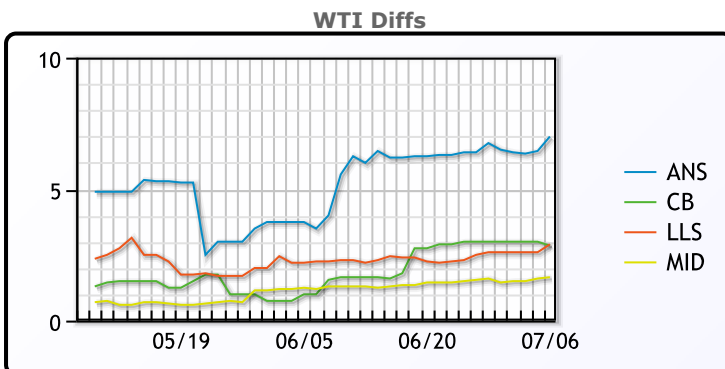


CRUDE

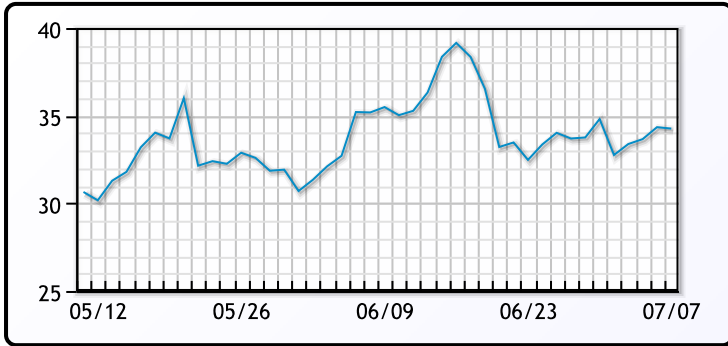
	Last	Week Ago	Month Ago
ANS	78.8	76.26	77.3
BLS	74.65	72.86	73.39
LLS	74.7	72.46	74.04
Mid	73.45	71.36	73.04
WTI	71.8	69.86	71.74

PRODUCTS

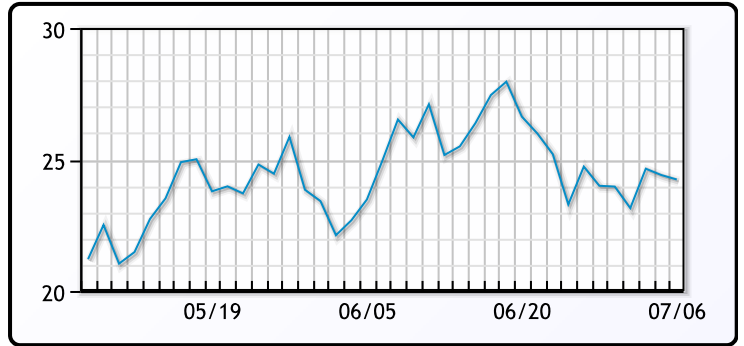
	Last	Week Ago	Month Ago
Gulf RBOB	248.88	246.59	252.93
Gulf ULSD	240.74	234.445	230.855
NYH RBOB	265.38	264.73	263.18
NYH ULSD	248.94	242.2	237.655
USGC 3%	70.625	68.125	61.625



3-2-1 Crack



Gulf 3-2-1 Crack



NGLs

MB

	Last	Week Ago	Month Ago
Butane	39.1	43.5	44.8
IsoButane	72	73.5	75.8
Natural Gasoline	127.5	123.3	138.5
Propane	55.6	54.8	61

CONWAY

	Last	Week Ago	Month Ago
Butane	62	59.8	66.8
IsoButane	76	77.5	78
Natural Gasoline	140	141	147.5
Propane	52.9	52	59.9

MB NON

	Last	Week Ago	Month Ago
Butane	64.1	63.3	69.8
IsoButane	72	71.8	75.9
Natural Gasoline	127	123.3	137.5
Propane	54.9	54	61

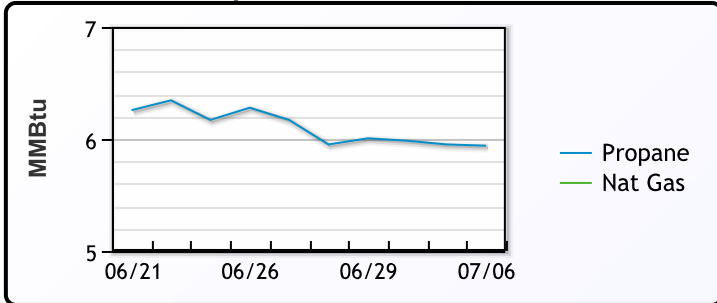
EDMONTON

	Last	Week Ago	Month Ago
Propane	36.4	35.5	41.4

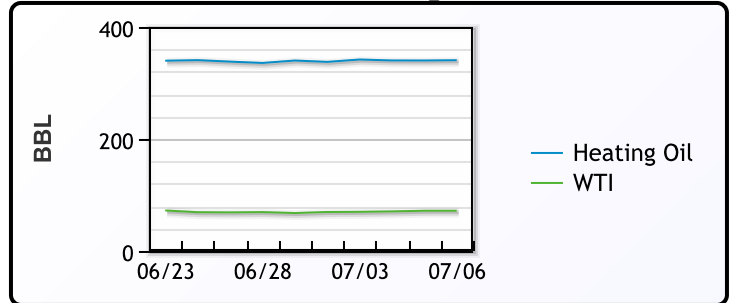
SARNIA

	Last	Week Ago	Month Ago
Propane	69.5	69.5	74.5

Propane MT.B Tet vs Nat Gas



WTI vs Heating Oil



FX

	Last	Change
CAD	1.3366	-0.0002
DXY	103.166	-0.207
Gold	1911.96	1.06

RATES

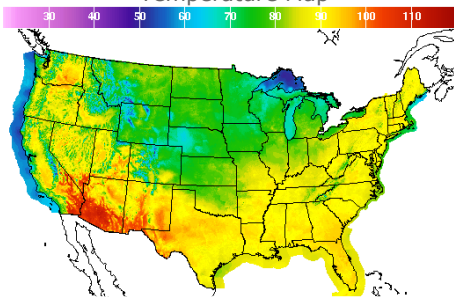
	Last	Change
US 2yr	4.9806	0.0361
US 10yr	4.0291	0.0976
CAN 10yr	3.486	0.071

EQUITIES

	Last	Change
Nasdaq	13679.04	-112.61
TSX	1192.508	-18.672
S&P 500	4411.59	-35.23

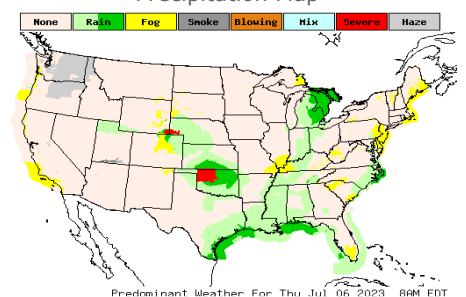
Weather Data

Temperature Map



City	HIGH °F	LOW °F
Calgary	72	50
Conway	75	48
Cushing	82	67
Denver	76	58
Houston	86	77
Mont Belvieu	88	77
Sarnia	76	65
Williston	83	55

Precipitation Map



This report has been prepared by PFL Petroleum Limited personnel for your information only and the views expressed are intended to provide market commentary and are not recommendations. This report is not an offer to sell or a solicitation of any offer to buy any security. The information contained herein has been compiled by PFL from sources believed to be reliable, but no representation or warranty, express or implied, is made by PFL Petroleum Limited, its affiliates or any other person as to its accuracy, completeness or correctness. Copyright 2017 PFL Petroleum Limited. All Rights Reserved