



MARKET DAILY

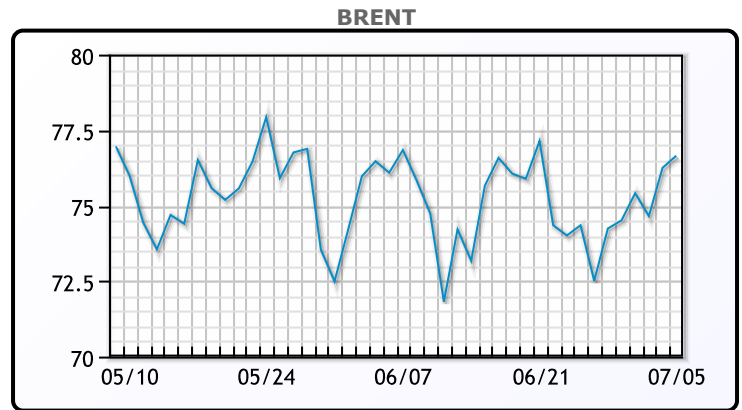
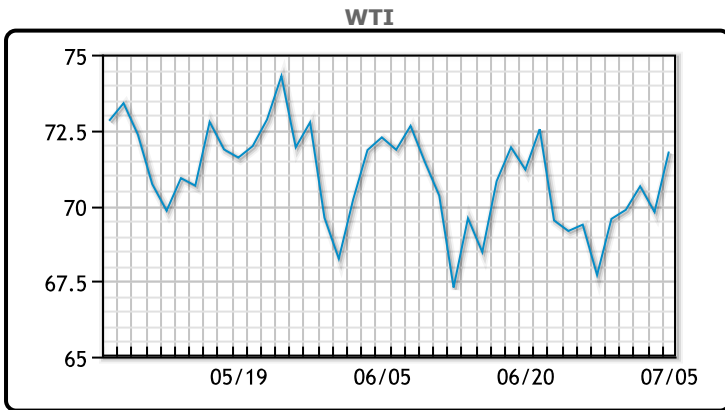
<https://www.pflpetroleum.com>
 1865 Veterans Park Dr. Suite 303
 Naples, Florida 34109
 Phone: 239-390-2885
 Fax: 239-949-0611
 Jul 5, 2023 7:51 PM

Major Energy Futures		
	Settle	Change
Brent	76.65	0.4
Gas Oil	739	11.25
Natural Gas	2.657	-0.052
RBOB	251.83	5.59
ULSD	249.33	11.6
WTI	71.79	2.00

Market Commentary

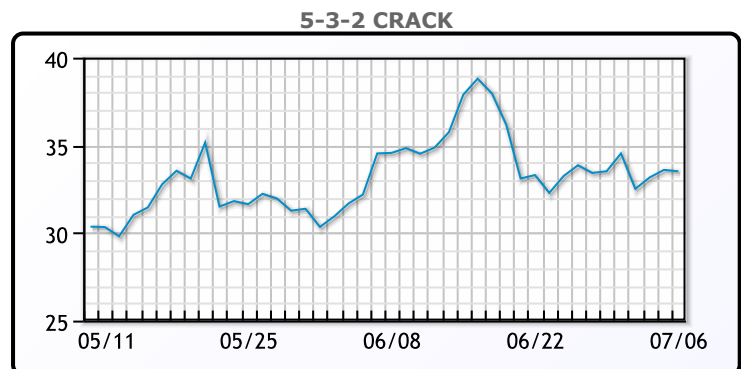
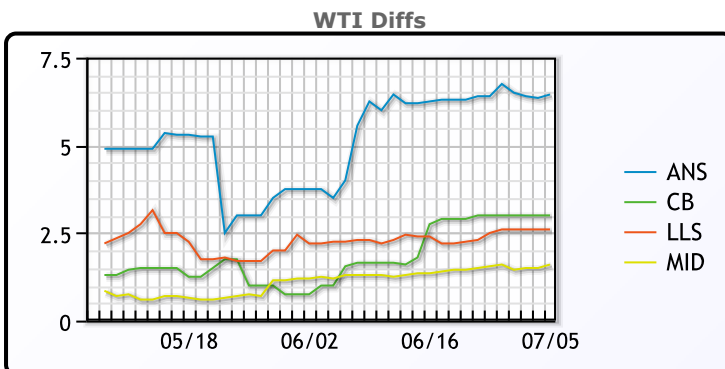
Oil prices were higher today, gaining about 3% in a post-holiday response to supply cuts announced on Monday by Russia and Saudi Arabia. The Saudis announced Monday that they have agreed to extend their 1MM/bpd supply cut through August. There was no WTI settlement on Tuesday because of the U.S. holiday, so trade on Wednesday had it catching up with Brent's gains the previous day. "The July voluntary cuts and the extension into August should considerably tighten the oil market, but investors will stay on the sidelines until oil inventories will show substantial draws," said UBS analyst Giovanni Staunovo. WTI traded up \$2.00 or 2.9% to close at \$71.79. Brent traded up \$.40 or .5% to close at \$76.65.

Crude & Product Markets

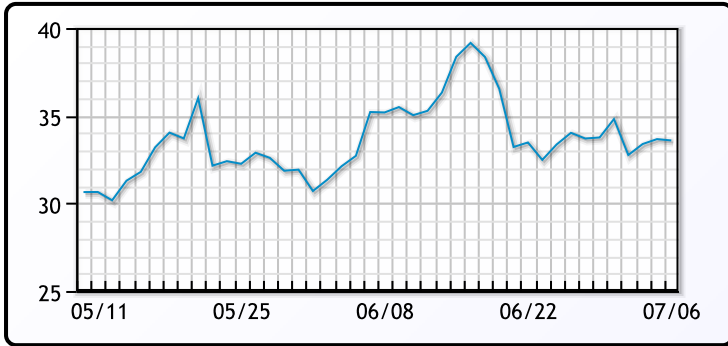


	Last	Week Ago	Month Ago
ANS	78.24	76.06	76.15
BLS	74.79	72.56	73.7
LLS	74.39	72.16	74.4
Mid	73.39	71.01	73.45
WTI	71.79	69.56	72.15

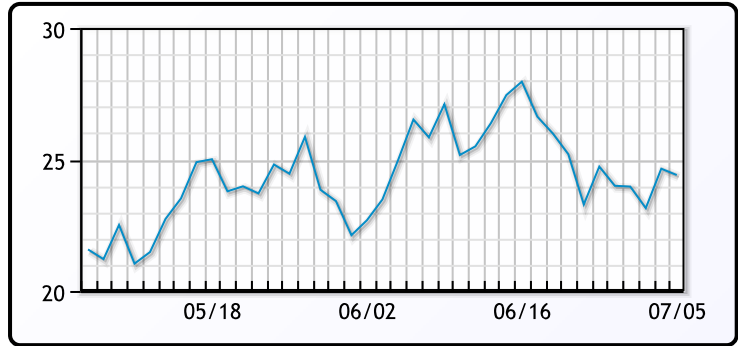
	Last	Week Ago	Month Ago
Gulf RBOB	247.205	245.46	250.94
Gulf ULSD	242.58	233.73	232
NYH RBOB	263.83	264.59	263.44
NYH ULSD	250.08	240.67	238.6
USGC 3%	70.375	67.625	61.625



3-2-1 Crack



Gulf 3-2-1 Crack



NGLs

MB

	Last	Week Ago	Month Ago
Butane	38.8	43	55
IsoButane	71.5	71.3	75
Natural Gasoline	127	124.3	140
Propane	54.4	55	59.9

CONWAY

	Last	Week Ago	Month Ago
Butane	61.5	59.5	67
IsoButane	77	78	78.5
Natural Gasoline	140	139.3	81.6
Propane	52	52.5	60

MB NON

	Last	Week Ago	Month Ago
Butane	63.8	62.8	70
IsoButane	71.5	69	75
Natural Gasoline	126.5	123	139
Propane	53.6	54.3	59.8

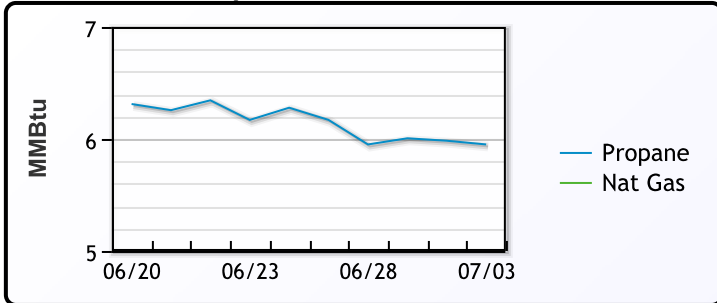
EDMONTON

	Last	Week Ago	Month Ago
Propane	35.5	36	41.5

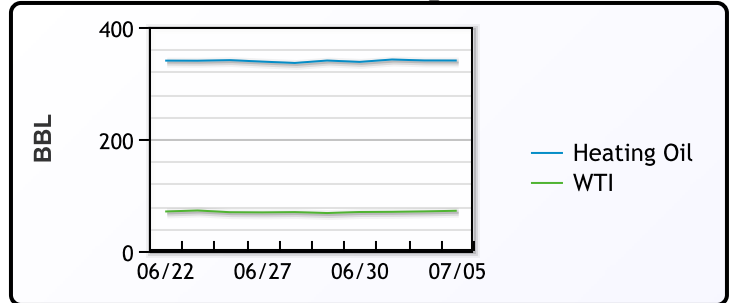
SARNIA

	Last	Week Ago	Month Ago
Propane	69.5	73	71.8

Propane MT.B Tet vs Nat Gas



WTI vs Heating Oil



FX

	Last	Change
CAD	1.3286	0.0004
DXY	103.373	0.334
Gold	1916.93	1.63

RATES

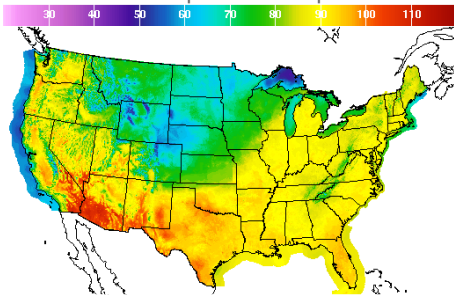
	Last	Change
US 2yr	4.9445	0.0087
US 10yr	3.9315	0.077
CAN 10yr	3.415	0.102

EQUITIES

	Last	Change
Nasdaq	13791.65	-25.12
TSX	1211.18	-5.529
S&P 500	4446.82	-8.77

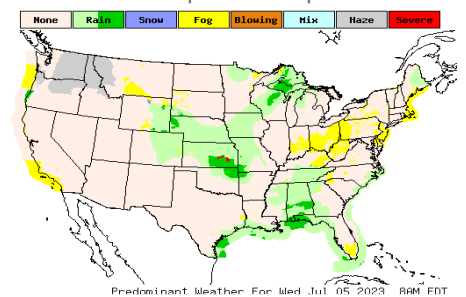
Weather Data

Temperature Map



City	HIGH °F	LOW °F
Calgary	76	46
Conway	65	47
Cushing	80	71
Denver	71	58
Houston	96	79
Mont Belvieu	93	79
Sarnia	87	67
Williston	72	46

Precipitation Map



This report has been prepared by PFL Petroleum Limited personnel for your information only and the views expressed are intended to provide market commentary and are not recommendations. This report is not an offer to sell or a solicitation of any offer to buy any security. The information contained herein has been compiled by PFL from sources believed to be reliable, but no representation or warranty, express or implied, is made by PFL Petroleum Limited, its affiliates or any other person as to its accuracy, completeness or correctness. Copyright 2017 PFL Petroleum Limited. All Rights Reserved