



MARKET DAILY

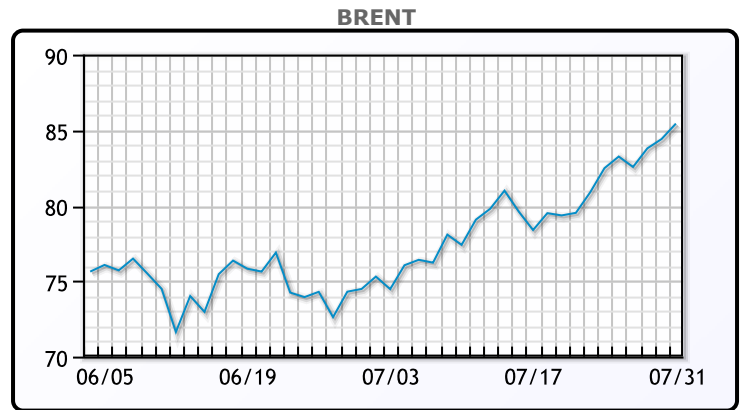
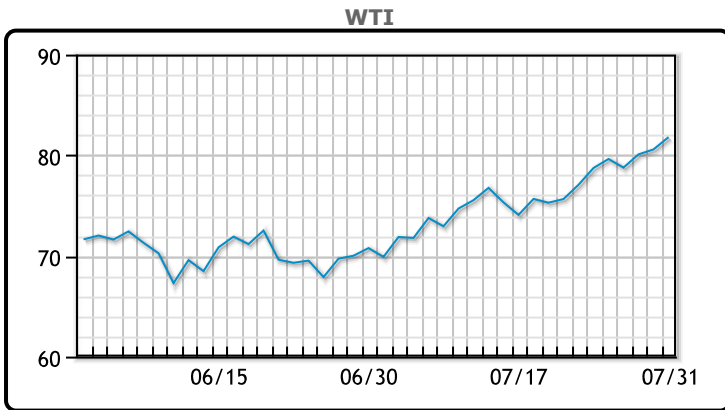
<https://www.pflpetroleum.com>
 1865 Veterans Park Dr. Suite 303
 Naples, Florida 34109
 Phone: 239-390-2885
 Fax: 239-949-0611
 Jul 31, 2023 5:42 PM

Major Energy Futures		
	Settle	Change
Brent	85.43	1.02
Gas Oil	877.25	19.75
Natural Gas	2.634	0.043
RBOB	289.55	0.61
ULSD	298.55	4.1
WTI	81.8	1.22

Market Commentary

Oil prices hit multi month highs today on tightening supply. "After the end of SPR releases and recession fears and a liquidity drain due to bank stability fears, which caused the markets to ignore a looming supply squeeze, the coming supply deficits are getting too big to ignore," Price Futures Group analyst Phil Flynn said. This month was a really solid month for crude prices and fundamentals look good for the upcoming month. Goldman Sachs estimated that global oil demand rose to a record 102.8 million bpd in July and it revised up 2023 demand by about 550,000 bpd on stronger economic growth estimates in India and the U.S., offsetting a downgrade for China's consumption. WTI traded up \$1.22 or 1.5% to close at \$81.80. Brent traded up \$1.02 or 1.2% to close at \$85.43.

Crude & Product Markets

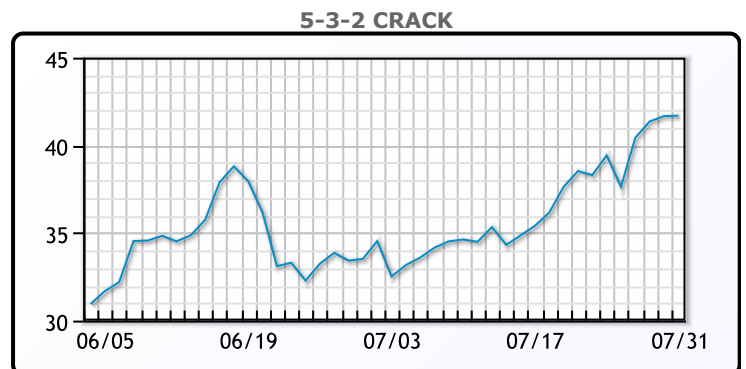
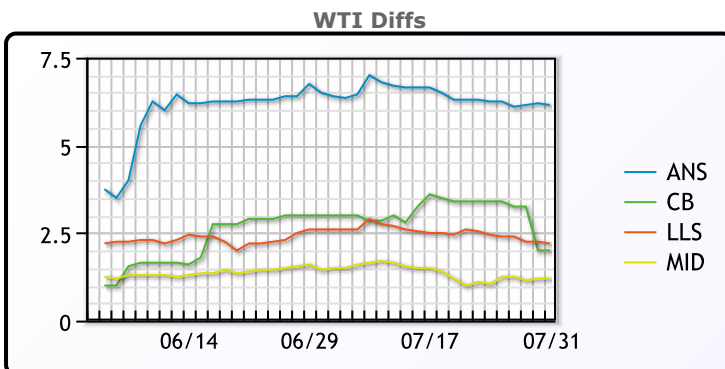


CRUDE

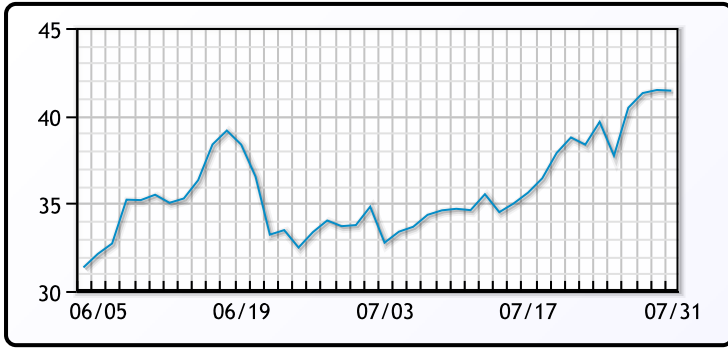
	Last	Week Ago	Month Ago
ANS	87.95	85.14	76.99
BLS	83.8	82.29	73.64
LLS	84	81.34	73.24
Mid	83	79.94	72.14
WTI	81.8	78.89	70.64

PRODUCTS

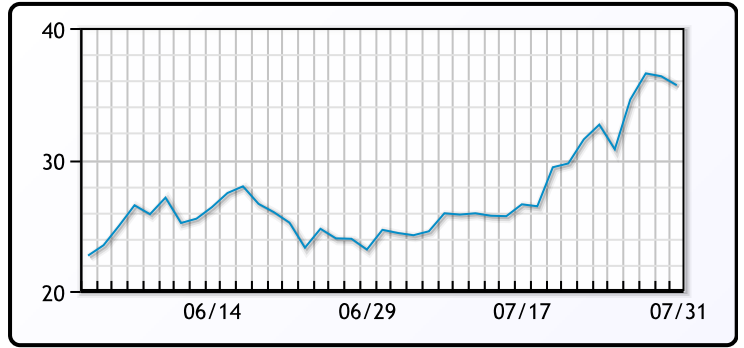
	Last	Week Ago	Month Ago
Gulf RBOB	294.425	284.91	249.49
Gulf ULSD	292.3	269.15	237.76
NYH RBOB	295.55	290.51	256.49
NYH ULSD	299.55	277.05	245.76
USGC 3%	78.375	73.125	69.125



3-2-1 Crack



Gulf 3-2-1 Crack



NGLs

MB

	Last	Week Ago	Month Ago
Butane	63.4	53.1	43.5
IsoButane	98.4	86.1	63.8
Natural Gasoline	154.8	148.3	126.5
Propane	74.3	66.3	54.5

CONWAY

	Last	Week Ago	Month Ago
Butane	84.3	76	60.6
IsoButane	102	101	81
Natural Gasoline	160.8	155.5	143.3
Propane	72.5	63	51.5

MB NON

	Last	Week Ago	Month Ago
Butane	88.4	78.1	63.5
IsoButane	98.4	86.1	72
Natural Gasoline	154.8	148.3	125.5
Propane	71.6	64.5	54

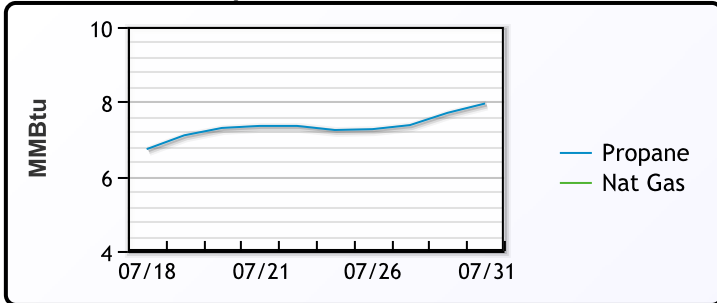
EDMONTON

	Last	Week Ago	Month Ago
Propane	57.5	48	35

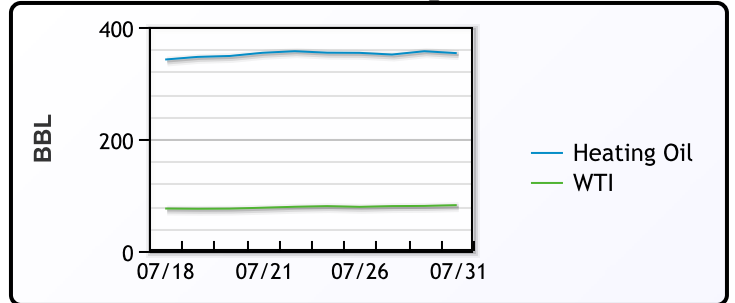
SARNIA

	Last	Week Ago	Month Ago
Propane	82	82.5	69.5

Propane MT.B Tet vs Nat Gas



WTI vs Heating Oil



FX

	Last	Change
CAD	1.3189	-0.0001
DXY	101.876	0.254
Gold	1965.09	0

RATES

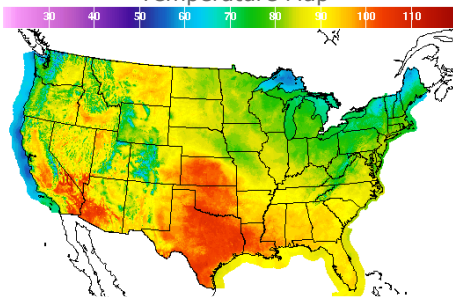
	Last	Change
US 2yr	4.8766	0.0022
US 10yr	3.9588	0.0081
CAN 10yr	3.5	-0.015

EQUITIES

	Last	Change
Nasdaq	14346.02	29.36
TSX	1237.17	6.188
S&P 500	4588.96	6.73

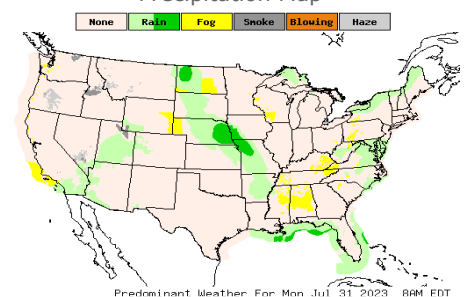
Weather Data

Temperature Map



City	HIGH °F	LOW °F
Calgary	83	51
Conway	82	57
Cushing	102	74
Denver	89	62
Houston	103	82
Mont Belvieu	101	80
Sarnia	72	58
Williston	91	65

Precipitation Map



This report has been prepared by PFL Petroleum Limited personnel for your information only and the views expressed are intended to provide market commentary and are not recommendations. This report is not an offer to sell or a solicitation of any offer to buy any security. The information contained herein has been compiled by PFL from sources believed to be reliable, but no representation or warranty, express or implied, is made by PFL Petroleum Limited, its affiliates or any other person as to its accuracy, completeness or correctness. Copyright 2017 PFL Petroleum Limited. All Rights Reserved