



MARKET DAILY

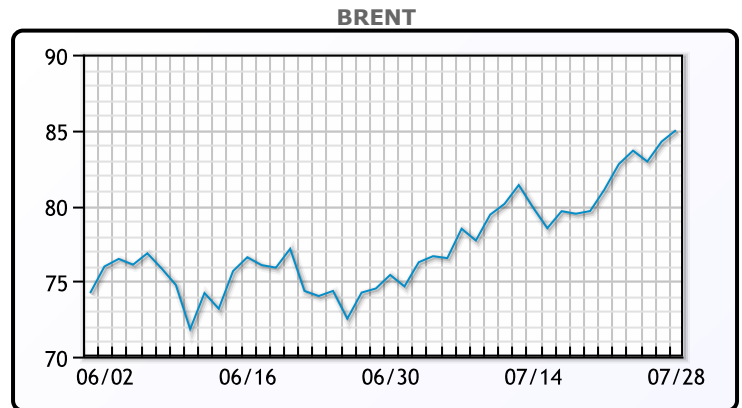
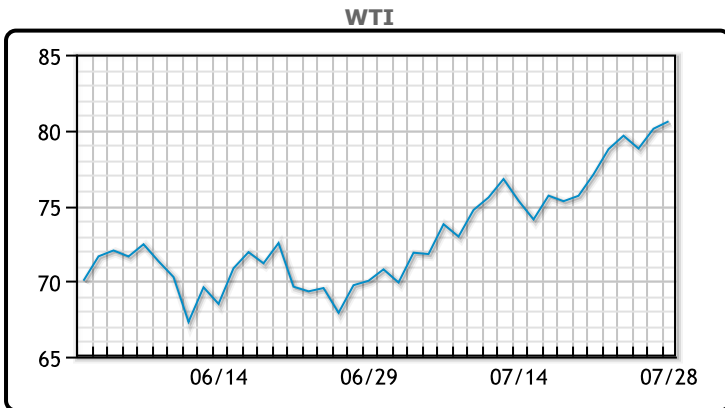
<https://www.pflpetroleum.com>
 1865 Veterans Park Dr. Suite 303
 Naples, Florida 34109
 Phone: 239-390-2885
 Fax: 239-949-0611
 Jul 28, 2023 7:41 PM

Major Energy Futures		
	Settle	Change
Brent	84.99	0.75
Gas Oil	874	22
Natural Gas	2.638	-0.098
RBOB	295.58	4.33
ULSD	295.86	7.4
WTI	80.58	0.49

Market Commentary

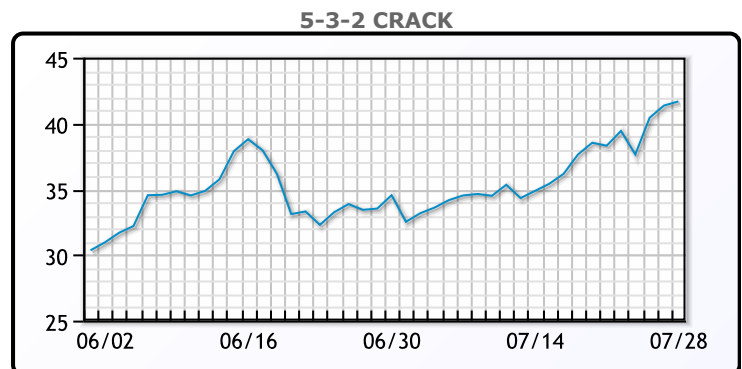
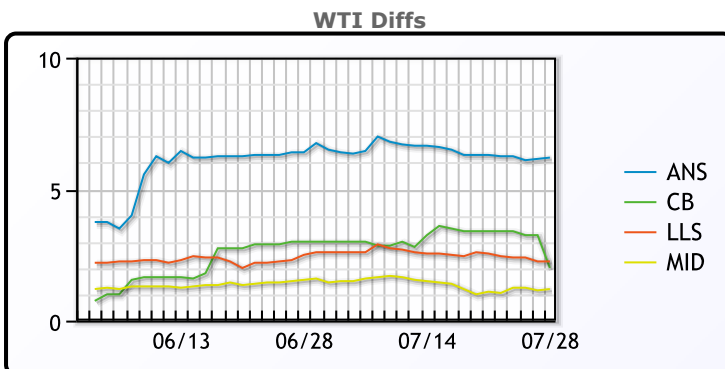
Crude oil prices rose again today, notching their 5th straight week of gains. Bullish demand expectations were boosted on Thursday after U.S. second quarter gross domestic product grew at a forecast-beating 2.4%, supporting Federal Reserve Chairman Jerome Powell's view that the economy can achieve a so-called "soft landing." Investors are warming up to the idea of peak rates getting ever closer, while it is looking increasingly probable that the United States will avoid recession, said PVM analyst Tamas Varga. Meanwhile, policymakers in China have pledged to step up stimulus measures to invigorate the post-COVID recovery. Saudi Arabia is expected to extend the voluntary oil output cut for another month to include September, five analysts said, to provide additional support for the oil market. WTI traded up \$.49 to close at \$80.58. Brent traded up \$.75 to close at \$84.99.

Crude & Product Markets

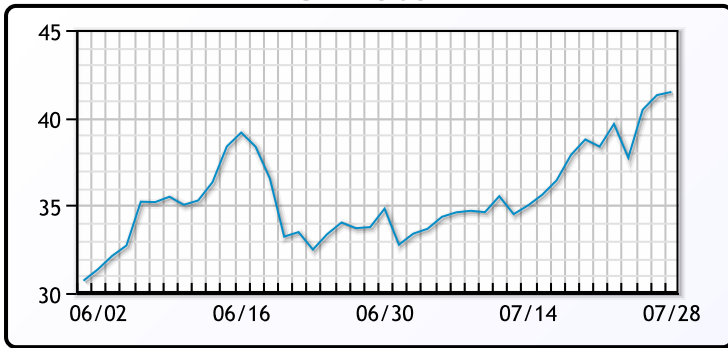


CRUDE			
	Last	Week Ago	Month Ago
ANS	86.62	83.47	76.06
BLS	82.42	80.57	72.56
LLS	82.67	79.72	72.16
Mid	81.62	78.27	71.01
WTI	80.42	77.17	69.56

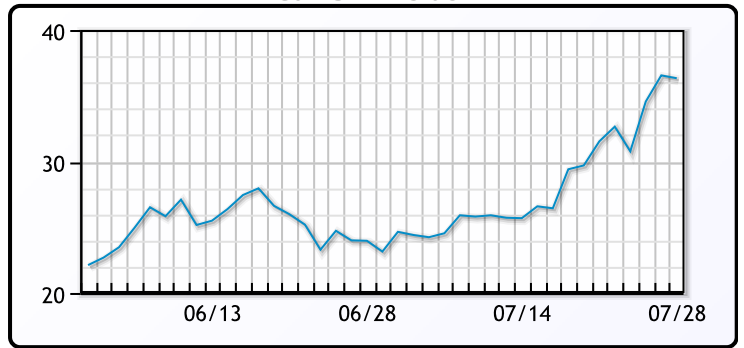
PRODUCTS			
	Last	Week Ago	Month Ago
Gulf RBOB	292.51	274.67	245.46
Gulf ULSD	288.855	266.55	233.73
NYH RBOB	295.98	280.055	264.59
NYH ULSD	295.86	274.445	240.67
USGC 3%	77.625	71.375	67.625



3-2-1 Crack



Gulf 3-2-1 Crack



NGLs

MB

	Last	Week Ago	Month Ago
Butane	61.8	53.8	43
IsoButane	93.3	86.8	71.3
Natural Gasoline	153.6	143.5	124.3
Propane	72.8	67.3	55

CONWAY

	Last	Week Ago	Month Ago
Butane	81	75.8	59.5
IsoButane	100	102	78
Natural Gasoline	157	151	139.3
Propane	70.5	63.8	52.5

MB NON

	Last	Week Ago	Month Ago
Butane	86.8	78.8	62.8
IsoButane	93.3	86.8	69
Natural Gasoline	153.6	143.8	123
Propane	70.5	65.3	54.3

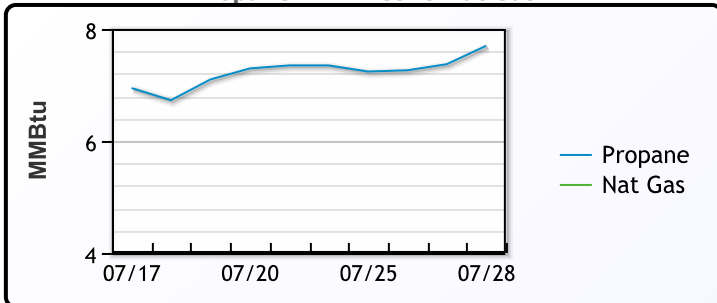
EDMONTON

	Last	Week Ago	Month Ago
Propane	55.5	48.8	36

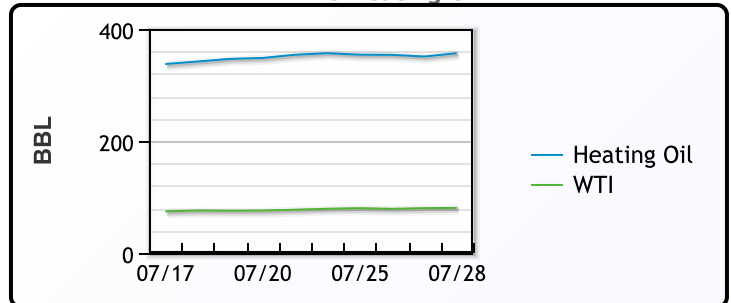
SARNIA

	Last	Week Ago	Month Ago
Propane	82	82.8	73

Propane MT.B Tet vs Nat Gas



WTI vs Heating Oil



FX

	Last	Change
CAD	1.3237	0.0013
DXY	101.622	-0.151
Gold	1959.49	13.49

RATES

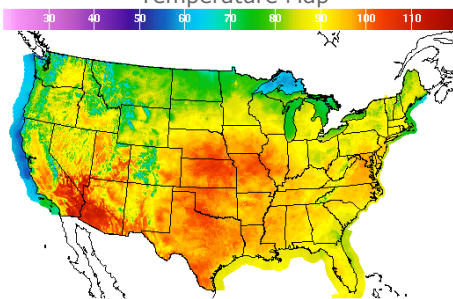
	Last	Change
US 2yr	4.8744	-0.054
US 10yr	3.9507	-0.0475
CAN 10yr	3.515	-0.099

EQUITIES

	Last	Change
Nasdaq	14316.66	266.55
TSX	1230.982	6.897
S&P 500	4582.23	44.82

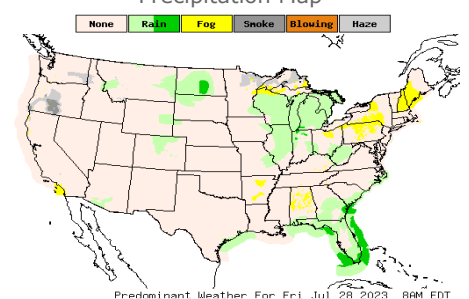
Weather Data

Temperature Map



City	HIGH °F	LOW °F
Calgary	58	49
Conway	75	56
Cushing	103	80
Denver	95	70
Houston	98	80
Mont Belvieu	95	77
Sarnia	86	67
Williston	80	63

Precipitation Map



This report has been prepared by PFL Petroleum Limited personnel for your information only and the views expressed are intended to provide market commentary and are not recommendations. This report is not an offer to sell or a solicitation of any offer to buy any security. The information contained herein has been compiled by PFL from sources believed to be reliable, but no representation or warranty, express or implied, is made by PFL Petroleum Limited, its affiliates or any other person as to its accuracy, completeness or correctness. Copyright 2017 PFL Petroleum Limited. All Rights Reserved