



MARKET DAILY

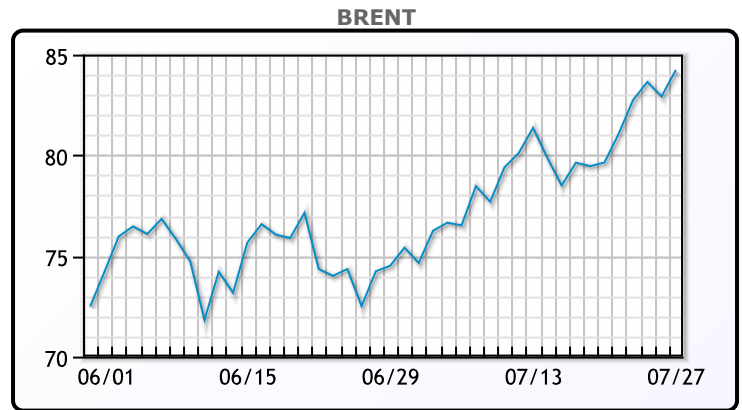
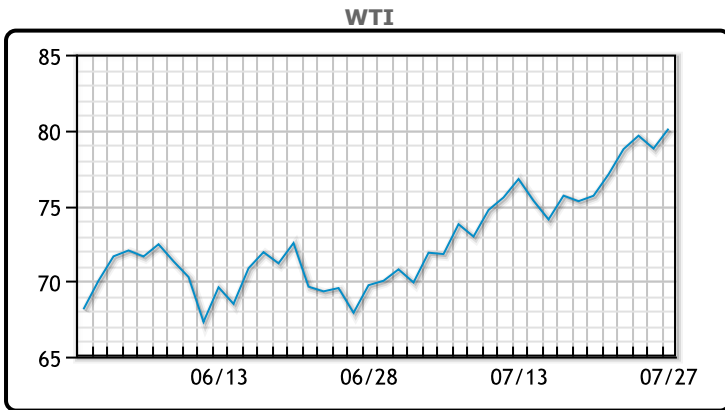
<https://www.pflpetroleum.com>
 1865 Veterans Park Dr. Suite 303
 Naples, Florida 34109
 Phone: 239-390-2885
 Fax: 239-949-0611
 Jul 27, 2023 6:59 PM

Major Energy Futures		
	Settle	Change
Brent	84.24	1.32
Gas Oil	854.25	26
Natural Gas	2.595	-0.098
RBOB	295.05	4.33
ULSD	291.69	7.4
WTI	80.09	1.31

Market Commentary

Oil prices settled higher Thursday with WTI settling over \$80 a barrel. Crude markets have been really strong as of late and are on track for a fifth week of consecutive gains. "We see the oil market undersupplied," UBS analysts said in a report. "We retain a positive outlook and look for Brent to rise to \$85-\$90 over the coming months." Risk appetite in wider financial markets is being boosted by growing expectations that central banks such as the Fed are nearing the end of policy tightening campaigns, which would boost the outlook for global growth and energy demand. The U.S. economy grew by a bigger than expected 2.4% last quarter, government data showed Thursday, as labor market resilience supported consumer spending, while businesses boosted investment in equipment, potentially keeping a recession at bay. WTI traded up \$1.31 or 1.7% to close at \$80.89. Brent traded up \$1.32 or 1.6% to close at \$84.35.

Crude & Product Markets

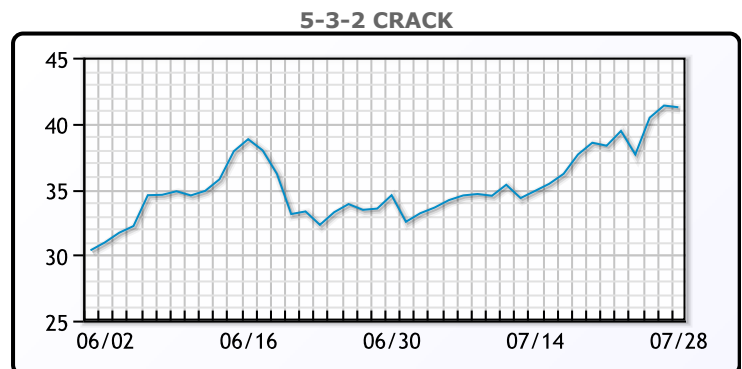
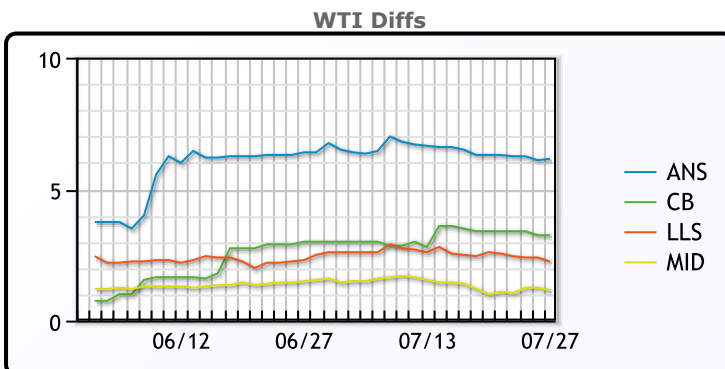


CRUDE

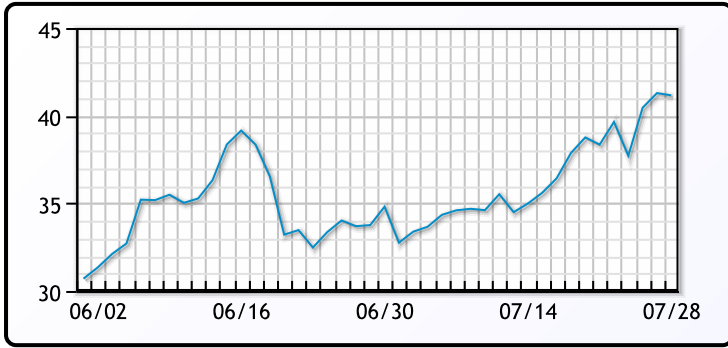
	Last	Week Ago	Month Ago
ANS	86.24	81.93	74.45
BLS	83.34	79.03	70.7
LLS	82.34	78.23	70.3
Mid	81.24	76.63	69.3
WTI	80.09	75.63	67.7

PRODUCTS

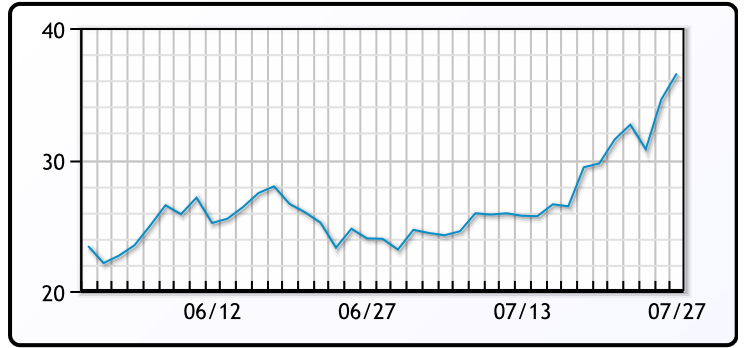
	Last	Week Ago	Month Ago
Gulf RBOB	293.275	268.07	238.46
Gulf ULSD	284.73	258.44	231.96
NYH RBOB	295.45	275.445	255.18
NYH ULSD	291.69	266.315	239.9
USGC 3%	74.875	70.375	63.875



3-2-1 Crack



Gulf 3-2-1 Crack



NGLs

MB

	Last	Week Ago	Month Ago
Butane	59.8	54.5	42
IsoButane	89.1	89.4	71
Natural Gasoline	152.8	143.5	119
Propane	70.5	67.3	54.5

CONWAY

	Last	Week Ago	Month Ago
Butane	80.7	76.3	59
IsoButane	101	100	77
Natural Gasoline	157	150	138.8
Propane	67.5	63.9	51.5

MB NON

	Last	Week Ago	Month Ago
Butane	84.8	79.5	62
IsoButane	89.1	89.4	71
Natural Gasoline	152.8	143.8	118.8
Propane	68.3	65.2	54

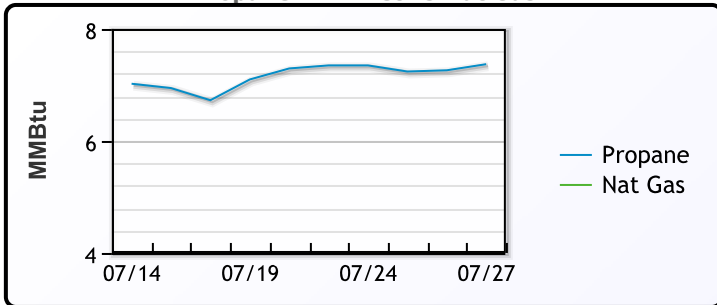
EDMONTON

	Last	Week Ago	Month Ago
Propane	52	48.9	35.3

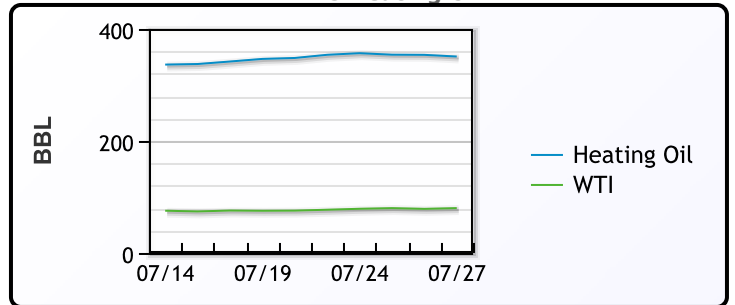
SARNIA

	Last	Week Ago	Month Ago
Propane	82	80	73

Propane MT.B Tet vs Nat Gas



WTI vs Heating Oil



FX

	Last	Change
CAD	1.3226	0.0002
DXY	101.773	0.886
Gold	1946.45	0.45

RATES

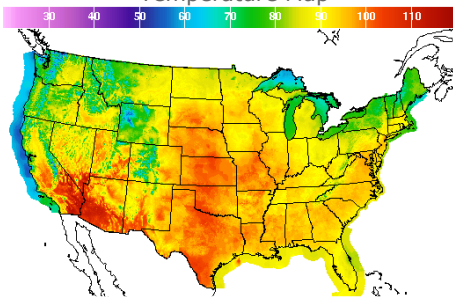
	Last	Change
US 2yr	4.9284	0.0768
US 10yr	3.9982	0.1314
CAN 10yr	3.614	0.139

EQUITIES

	Last	Change
Nasdaq	14050.11	-77.17
TSX	1224.085	-9.201
S&P 500	4537.41	-29.34

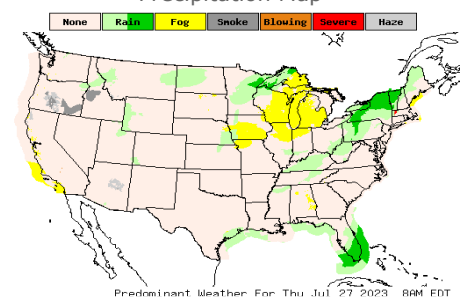
Weather Data

Temperature Map



City	HIGH °F	LOW °F
Calgary	61	47
Conway	84	60
Cushing	100	76
Denver	93	72
Houston	99	80
Mont Belvieu	95	78
Sarnia	81	68
Williston	91	65

Precipitation Map



This report has been prepared by PFL Petroleum Limited personnel for your information only and the views expressed are intended to provide market commentary and are not recommendations. This report is not an offer to sell or a solicitation of any offer to buy any security. The information contained herein has been compiled by PFL from sources believed to be reliable, but no representation or warranty, express or implied, is made by PFL Petroleum Limited, its affiliates or any other person as to its accuracy, completeness or correctness. Copyright 2017 PFL Petroleum Limited. All Rights Reserved