



MARKET DAILY

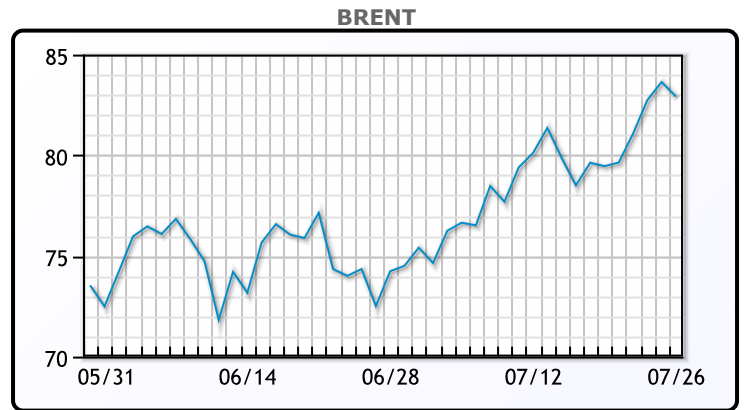
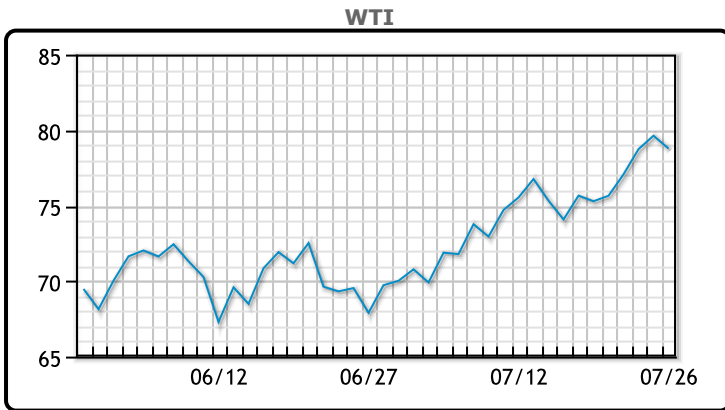
<https://www.pflpetroleum.com>
 1865 Veterans Park Dr. Suite 303
 Naples, Florida 34109
 Phone: 239-390-2885
 Fax: 239-949-0611
 Jul 26, 2023 6:16 PM

Major Energy Futures		
	Settle	Change
Brent	82.92	-0.72
Gas Oil	832.25	-17.5
Natural Gas	2.665	-0.065
RBOB	290.72	5.39
ULSD	284.29	6.53
WTI	78.78	-0.85

Market Commentary

Oil prices fell today as data showed crude inventories fell less than expected and the Fed hikes rates another 25 bps. The Fed's latest rate hike set the overnight interest rate in the 5.25-5.5% range, the highest in 22 years. Crude inventories were down 600K/bbls, compared to estimates of a 2.35MM/bbl draw. Gasoline and diesel stocks also fell, but the draw was less than expected. "The drawdowns weren't all that spectacular. It was a neutral to bearish report, plus the Federal Reserve rate hike can have a dampening hit on demand and prices," said John Kilduff, partner at Again Capital LLC in New York. WTI traded down \$.85 or 1.1% to close at \$78.78. Brent traded down \$.72 or -.9% to close at \$82.92.

Crude & Product Markets

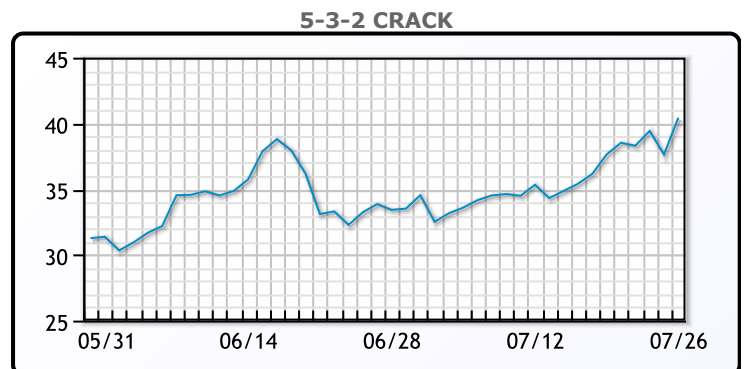
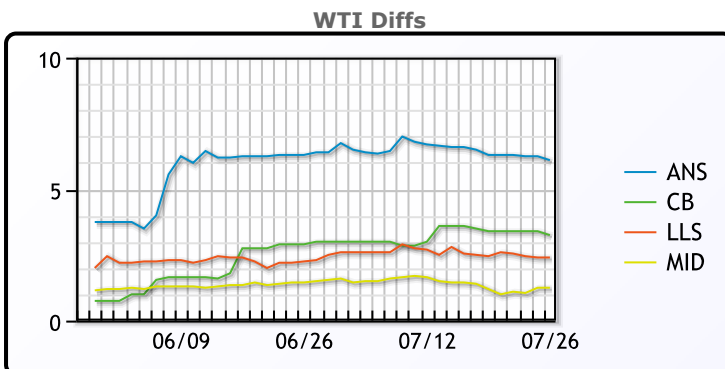


CRUDE

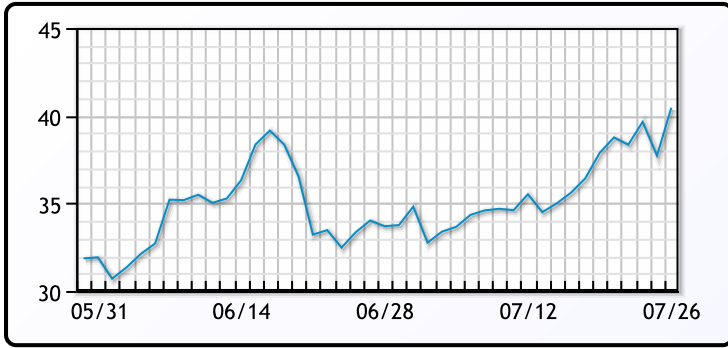
	Last	Week Ago	Month Ago
ANS	84.88	81.65	75.77
BLS	82.03	78.75	72.37
LLS	81.18	77.8	71.87
Mid	80.03	76.55	70.92
WTI	78.78	75.35	69.37

PRODUCTS

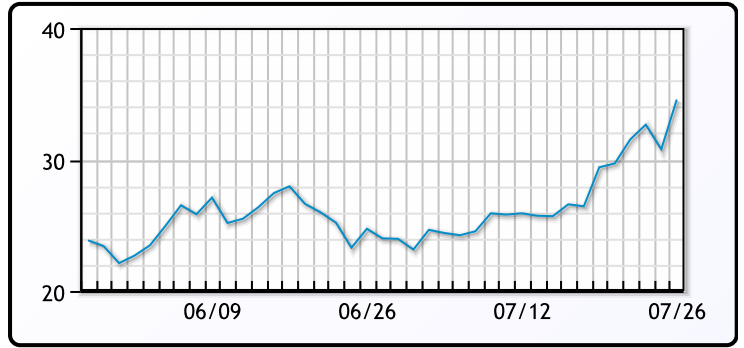
	Last	Week Ago	Month Ago
Gulf RBOB	286.77	264.05	241.23
Gulf ULSD	276.92	256.18	237.52
NYH RBOB	291.47	274.05	256.5
NYH ULSD	284.29	264.055	244.63
USGC 3%	73.875	70.125	64.625



3-2-1 Crack



Gulf 3-2-1 Crack



NGLs

MB

	Last	Week Ago	Month Ago
Butane	73.75	73	60.75
IsoButane	86.25	90	72.75
Natural Gasoline	147.8	141.5	121.5
Propane	67.875	66.75	57

CONWAY

	Last	Week Ago	Month Ago
Butane	77.25	76.5	60.5
IsoButane	100	97.5	79
Natural Gasoline	156	150	140
Propane	64.25	62.25	53.75

MB NON

	Last	Week Ago	Month Ago
Butane	80.75	80	63.75
IsoButane	86.25	90	72.75
Natural Gasoline	147.75	141.5	122.25
Propane	65.1	65	56

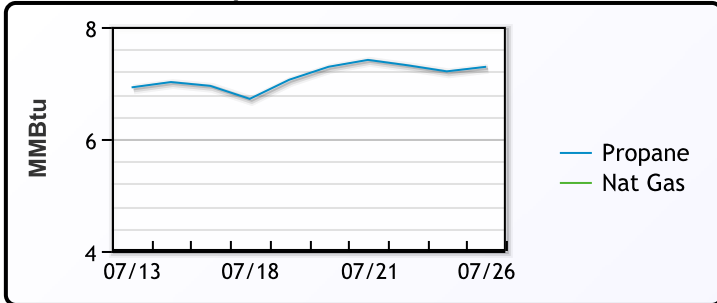
EDMONTON

	Last	Week Ago	Month Ago
Propane	49.3	47.8	37.5

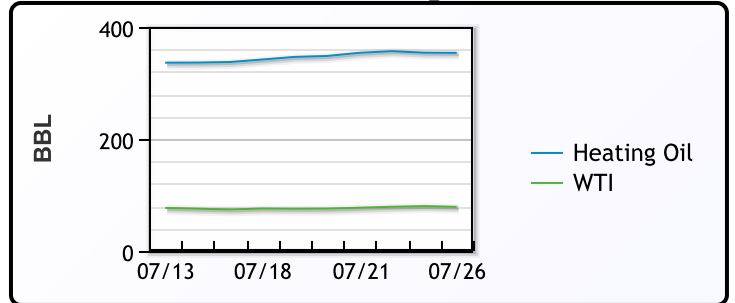
SARNIA

	Last	Week Ago	Month Ago
Propane	80	77	73

Propane MT.B Tet vs Nat Gas



WTI vs Heating Oil



FX

	Last	Change
CAD	1.3209	0.0001
DXY	100.887	-0.462
Gold	1972.34	0.27

RATES

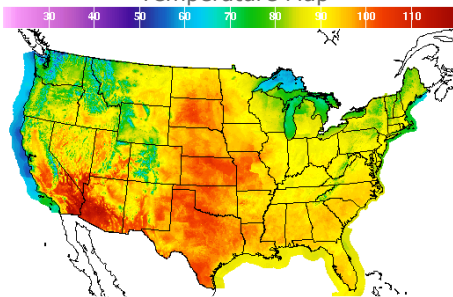
	Last	Change
US 2yr	4.8516	-0.0228
US 10yr	3.8668	-0.0177
CAN 10yr	3.475	-0.04

EQUITIES

	Last	Change
Nasdaq	14127.28	-17.28
TSX	1233.286	-0.074
S&P 500	4566.75	-0.71

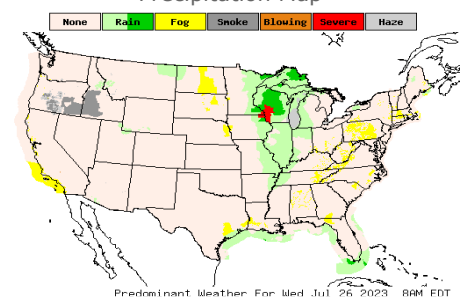
Weather Data

Temperature Map



City	HIGH °F	LOW °F
Calgary	75	47
Conway	93	64
Cushing	99	79
Denver	91	74
Houston	99	79
Mont Belvieu	94	77
Sarnia	83	66
Williston	91	70

Precipitation Map



This report has been prepared by PFL Petroleum Limited personnel for your information only and the views expressed are intended to provide market commentary and are not recommendations. This report is not an offer to sell or a solicitation of any offer to buy any security. The information contained herein has been compiled by PFL from sources believed to be reliable, but no representation or warranty, express or implied, is made by PFL Petroleum Limited, its affiliates or any other person as to its accuracy, completeness or correctness. Copyright 2017 PFL Petroleum Limited. All Rights Reserved