



MARKET DAILY

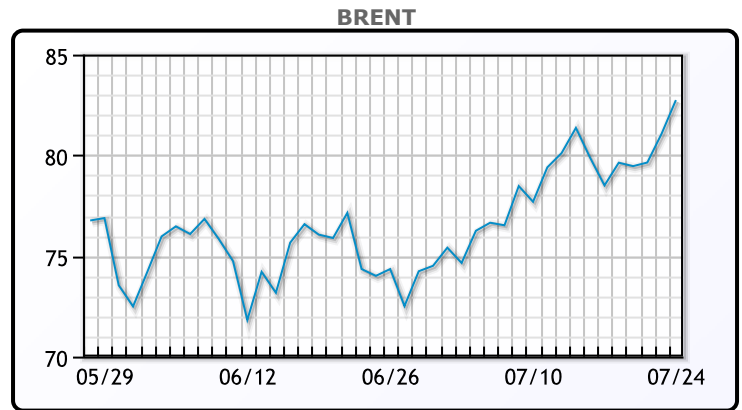
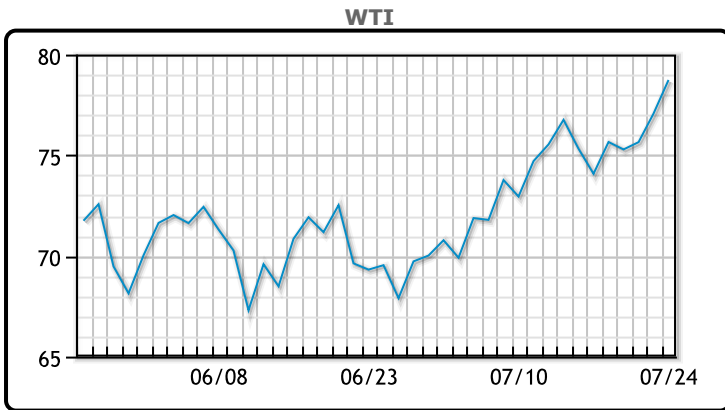
<https://www.pflpetroleum.com>
 1865 Veterans Park Dr. Suite 303
 Naples, Florida 34109
 Phone: 239-390-2885
 Fax: 239-949-0611
 Jul 25, 2023 6:16 PM

Major Energy Futures		
	Settle	Change
Brent	82.74	0.90
Gas Oil	823.75	28.75
Natural Gas	2.685	-0.028
RBOB	289.51	9.33
ULSD	277.05	2.48
WTI	78.74	0.89

Market Commentary

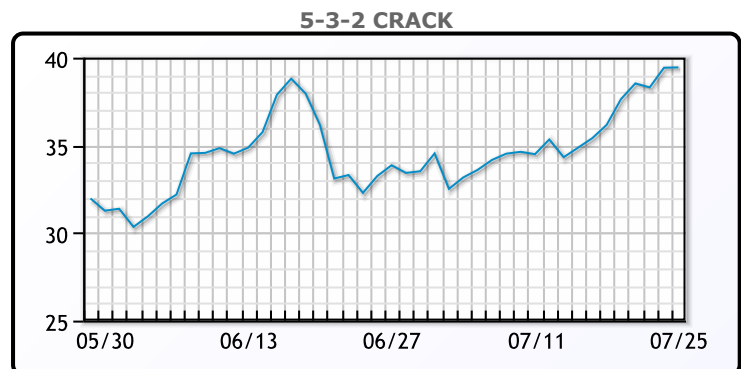
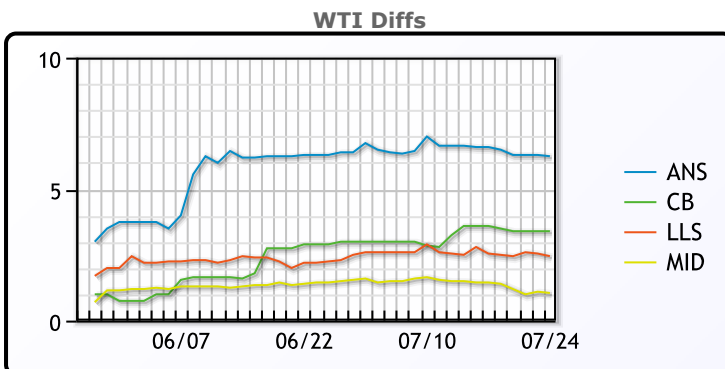
Oil prices were higher again today, rising to three months as tighter supplies and bullish trends from China lifted sentiment. Contracts remain in backwardation. "The market is getting more concerned about the trend of tightening oil supplies, and it's becoming more obvious to the naysayers that the expected drop-off in demand isn't happening," Price Futures Group analyst Phil Flynn said. In the United States, business activity slowed to a five-month low in July, a closely watched survey showed. But falling input prices and slower hiring indicate the Federal Reserve could be making progress in its bid to reduce inflation. Markets anticipate 25-basis-point rate hikes from both the Fed and the European Central Bank this week. WTI traded up \$.89 to close at \$79.63. Brent traded up \$.90 to close at \$83.64

Crude & Product Markets

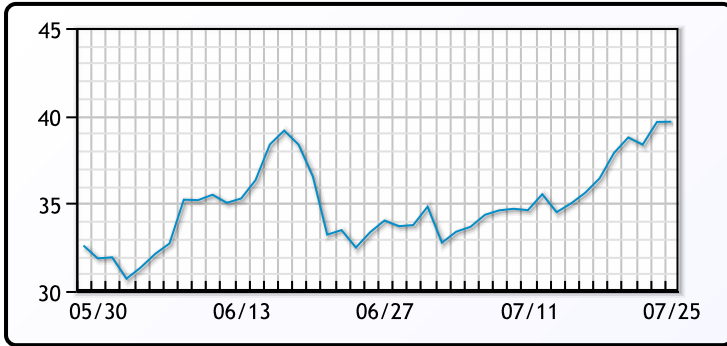


CRUDE			
	Last	Week Ago	Month Ago
ANS	85.14	80.75	75.26
BLS	82.29	77.75	71.86
LLS	81.34	76.7	71.16
Mid	79.94	75.6	70.36
WTI	78.89	74.15	68.86

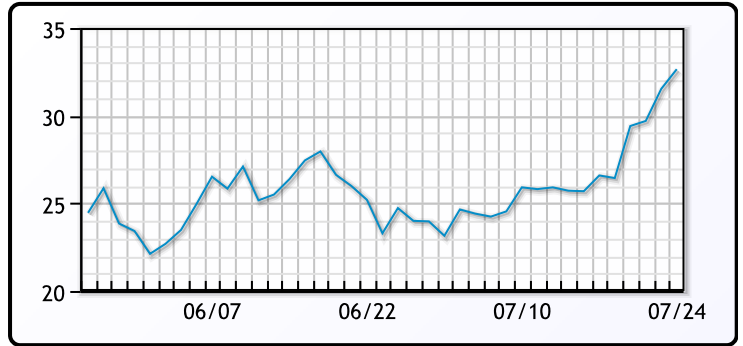
PRODUCTS			
	Last	Week Ago	Month Ago
Gulf RBOB	284.91	254.67	239.285
Gulf ULSD	269.15	248.67	233.165
NYH RBOB	290.51	265.67	255.97
NYH ULSD	277.05	256.17	241.585
USGC 3%	73.125	68.625	63.625



3-2-1 Crack



Gulf 3-2-1 Crack



NGLs

MB

	Last	Week Ago	Month Ago
Butane	53.1	50.1	44.3
IsoButane	86.1	92.1	64.3
Natural Gasoline	148.3	136.5	124.5
Propane	66.3	61.6	57.5

CONWAY

	Last	Week Ago	Month Ago
Butane	76	70.5	60
IsoButane	101	97	77
Natural Gasoline	155.5	144.5	139.8
Propane	63	58.8	52

MB NON

	Last	Week Ago	Month Ago
Butane	78.1	75.1	64
IsoButane	86.1	92.1	71
Natural Gasoline	148.3	136.5	123.3
Propane	64.5	59.9	56.5

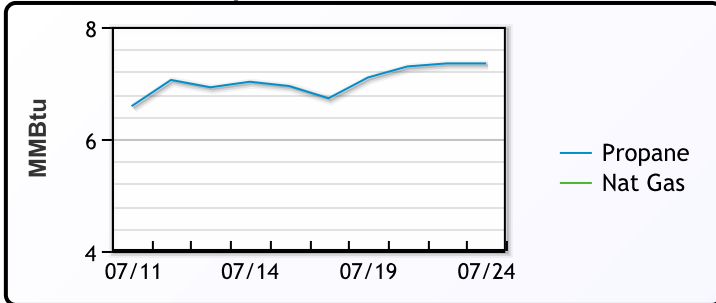
EDMONTON

	Last	Week Ago	Month Ago
Propane	48	43.8	35.5

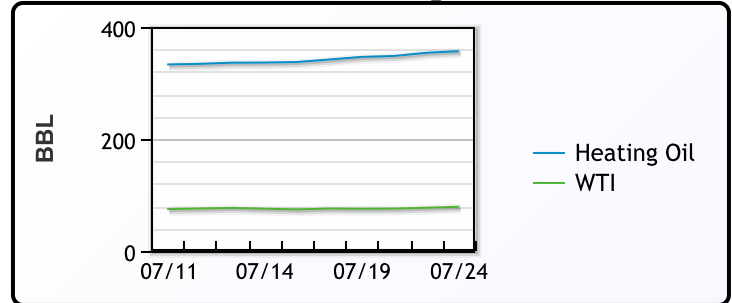
SARNIA

	Last	Week Ago	Month Ago
Propane	82.5	78.3	70.5

Propane MT.B Tet vs Nat Gas



WTI vs Heating Oil



FX

	Last	Change
CAD	1.3164	-0.0004
DXY	101.381	0.035
Gold	1956.99	2.26

RATES

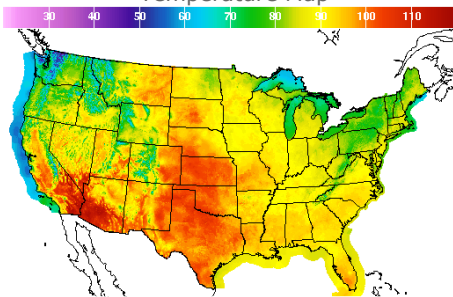
	Last	Change
US 2yr	4.8557	-0.0634
US 10yr	3.8685	-0.004
CAN 10yr	3.498	0.086

EQUITIES

	Last	Change
Nasdaq	14058.87	26.06
TSX	1236.91	2.912
S&P 500	4554.64	18.3

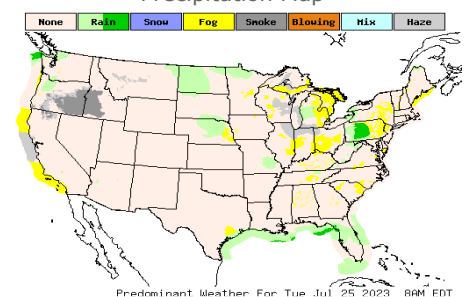
Weather Data

Temperature Map



City	HIGH °F	LOW °F
Calgary	77	54
Conway	87	63
Cushing	102	73
Denver	96	74
Houston	97	81
Mont Belvieu	95	78
Sarnia	82	64
Williston	97	80

Precipitation Map



This report has been prepared by PFL Petroleum Limited personnel for your information only and the views expressed are intended to provide market commentary and are not recommendations. This report is not an offer to sell or a solicitation of any offer to buy any security. The information contained herein has been compiled by PFL from sources believed to be reliable, but no representation or warranty, express or implied, is made by PFL Petroleum Limited, its affiliates or any other person as to its accuracy, completeness or correctness. Copyright 2017 PFL Petroleum Limited. All Rights Reserved