



# MARKET DAILY

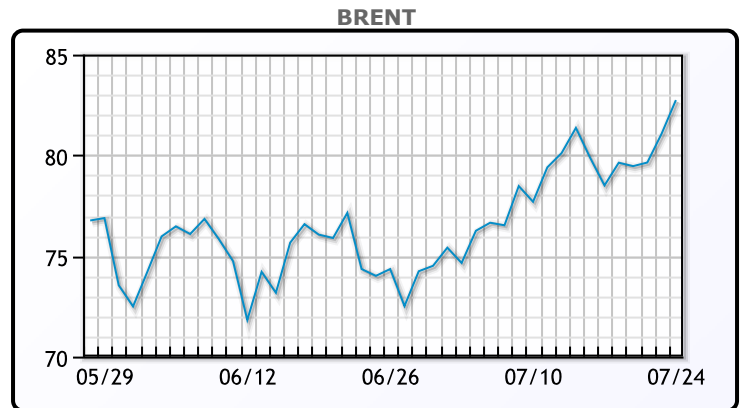
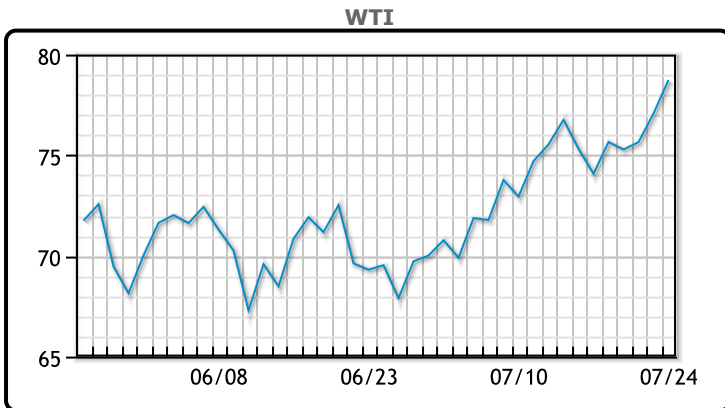
<https://www.pflpetroleum.com>  
 1865 Veterans Park Dr. Suite 303  
 Naples, Florida 34109  
 Phone: 239-390-2885  
 Fax: 239-949-0611  
 Jul 24, 2023 9:06 PM

Major Energy Futures		
	Settle	Change
Brent	82.74	1.67
Gas Oil	823.75	28.75
Natural Gas	2.685	-0.028
RBOB	289.51	9.33
ULSD	277.05	2.48
WTI	78.74	1.67

**Market Commentary**

Oil prices were higher today, climbing about 2% to almost three month highs. Both contracts had their highest close since mid April and are in technically overbought territory. Bob Yawger, director of energy futures at Mizuho Bank, said a move above the 200-day moving average "generally stops out the speculative shorts and attracts traders looking for new entry points." Both crude benchmarks have already climbed for four weeks in a row with supplies expected to tighten due to cuts from OPEC+. WTI traded up \$1.67 or 2.1% to close at \$78.74. Brent traded up \$1.67 or 2.1% to close at \$82.74.

## Crude & Product Markets

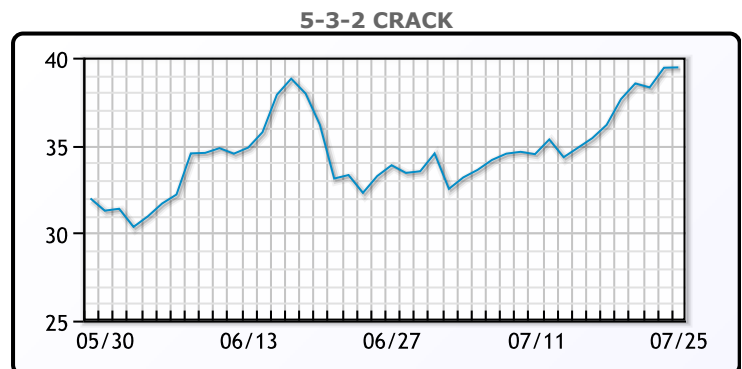
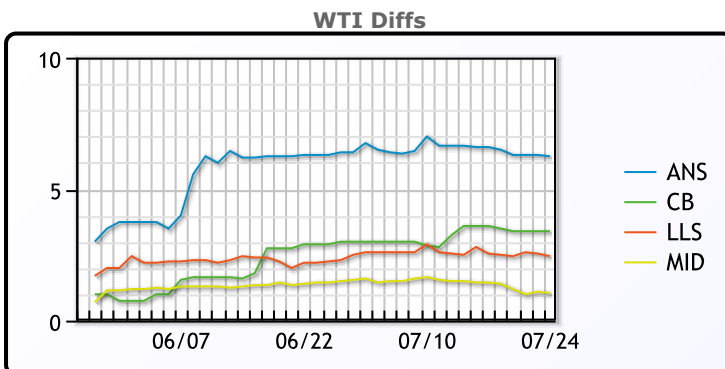


**CRUDE**

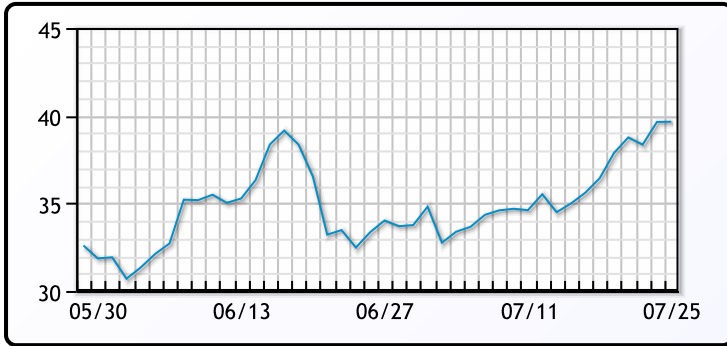
	Last	Week Ago	Month Ago
ANS	85.14	80.75	75.26
BLS	82.29	77.75	71.86
LLS	81.34	76.7	71.16
Mid	79.94	75.6	70.36
WTI	78.89	74.15	68.86

**PRODUCTS**

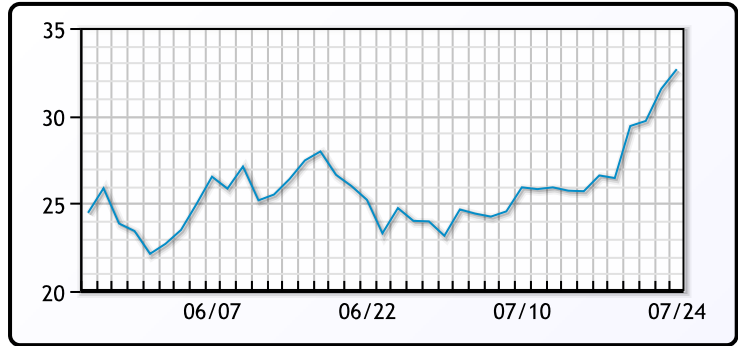
	Last	Week Ago	Month Ago
Gulf RBOB	284.91	254.67	239.285
Gulf ULSD	269.15	248.67	233.165
NYH RBOB	290.51	265.67	255.97
NYH ULSD	277.05	256.17	241.585
USGC 3%	73.125	68.625	63.625



**3-2-1 Crack**



**Gulf 3-2-1 Crack**



**NGLs**

**MB**

	Last	Week Ago	Month Ago
Butane	53.1	50.1	44.3
IsoButane	86.1	92.1	64.3
Natural Gasoline	148.3	136.5	124.5
Propane	66.3	61.6	57.5

**CONWAY**

	Last	Week Ago	Month Ago
Butane	76	70.5	60
IsoButane	101	97	77
Natural Gasoline	155.5	144.5	139.8
Propane	63	58.8	52

**MB NON**

	Last	Week Ago	Month Ago
Butane	78.1	75.1	64
IsoButane	86.1	92.1	71
Natural Gasoline	148.3	136.5	123.3
Propane	64.5	59.9	56.5

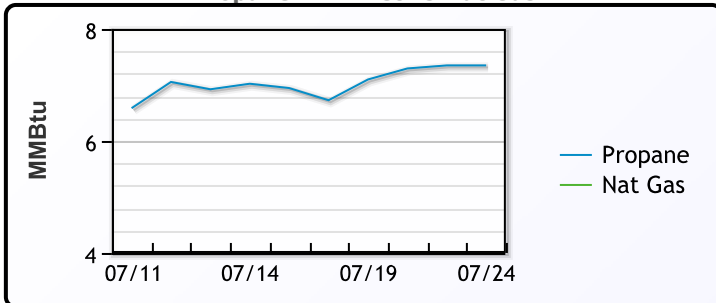
**EDMONTON**

	Last	Week Ago	Month Ago
Propane	48	43.8	35.5

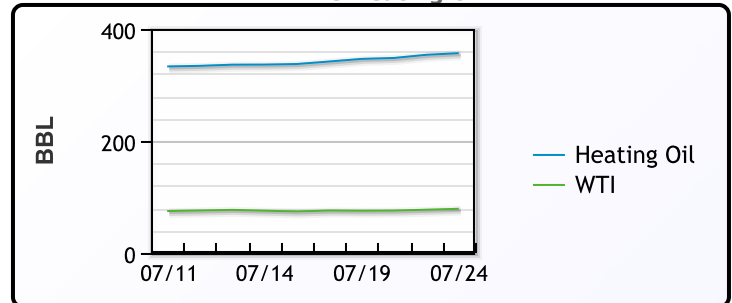
**SARNIA**

	Last	Week Ago	Month Ago
Propane	82.5	78.3	70.5

**Propane MT.B Tet vs Nat Gas**



**WTI vs Heating Oil**



**FX**

	Last	Change
CAD	1.3164	-0.0004
DXY	101.381	0.035
Gold	1956.99	2.26

**RATES**

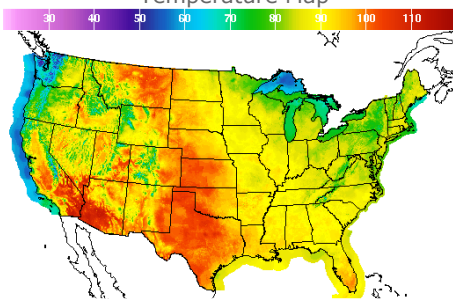
	Last	Change
US 2yr	4.8557	-0.0634
US 10yr	3.8685	-0.004
CAN 10yr	3.498	0.086

**EQUITIES**

	Last	Change
Nasdaq	14058.87	26.06
TSX	1236.91	2.912
S&P 500	4554.64	18.3

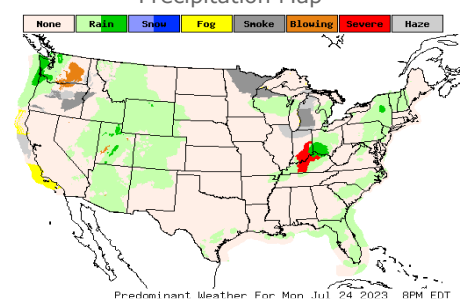
**Weather Data**

**Temperature Map**



City	HIGH °F	LOW °F
Calgary	92	55
Conway	84	57
Cushing	100	70
Denver	98	72
Houston	100	81
Mont Belvieu	96	77
Sarnia	79	61
Williston	98	68

**Precipitation Map**



This report has been prepared by PFL Petroleum Limited personnel for your information only and the views expressed are intended to provide market commentary and are not recommendations. This report is not an offer to sell or a solicitation of any offer to buy any security. The information contained herein has been compiled by PFL from sources believed to be reliable, but no representation or warranty, express or implied, is made by PFL Petroleum Limited, its affiliates or any other person as to its accuracy, completeness or correctness. Copyright 2017 PFL Petroleum Limited. All Rights Reserved