



MARKET DAILY

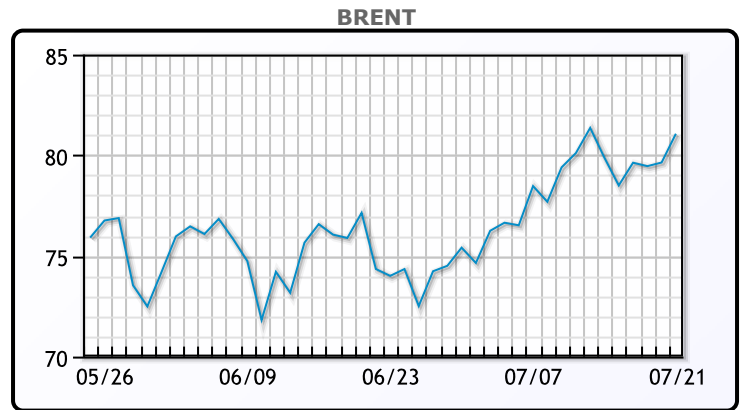
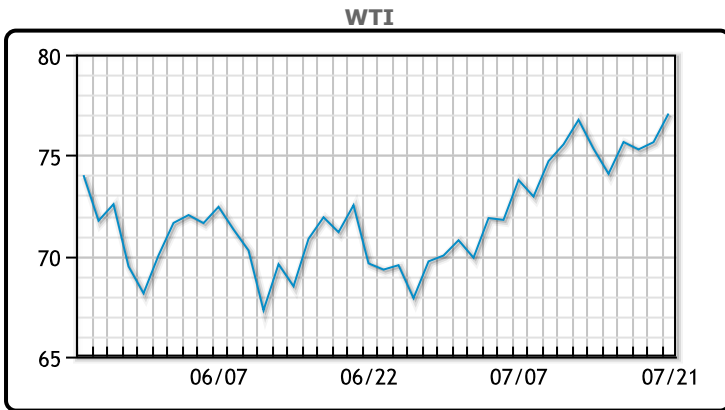
<https://www.pflpetroleum.com>
 1865 Veterans Park Dr. Suite 303
 Naples, Florida 34109
 Phone: 239-390-2885
 Fax: 239-949-0611
 Jul 21, 2023 7:21 PM

Major Energy Futures		
	Settle	Change
Brent	81.07	1.43
Gas Oil	795	-7.5
Natural Gas	2.713	0.154
RBOB	280.18	2.27
ULSD	274.57	2.26
WTI	77.07	1.42

Market Commentary

Oil futures for Brent rose \$1.43 and WTI rose \$1.42 on Friday, with Brent crude settling at \$81.07 per barrel and WTI crude settling at \$77.07 per barrel, its highest level since April 25. The price surge was supported by indications of tightening oil supplies in the latter half of 2023 and escalating tensions between Russia and Ukraine, which could further impact supplies. Additionally, investors responded positively to China's stimulus measures aimed at revitalizing its economy, while concerns about the global oil supply and demand balance persist.

Crude & Product Markets

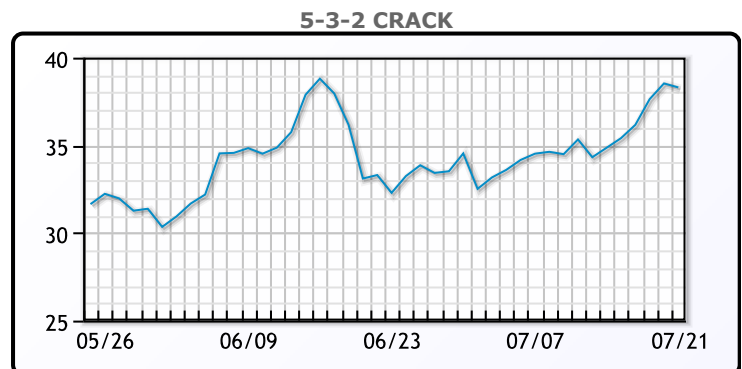
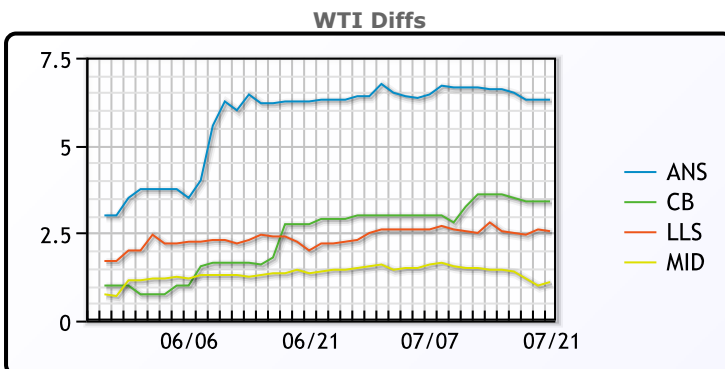


CRUDE

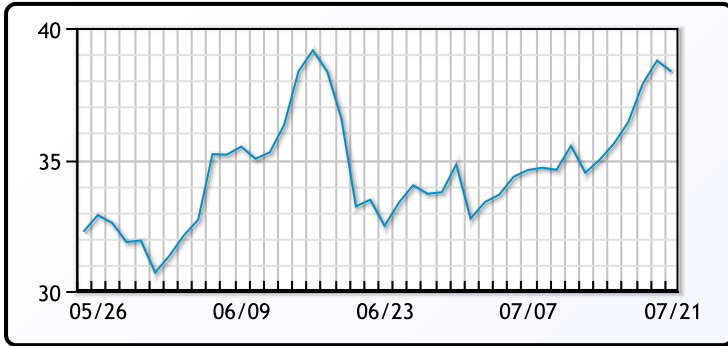
	Last	Week Ago	Month Ago
ANS	83.47	82.02	78.58
BLS	80.57	79.02	75.18
LLS	79.72	78.22	74.48
Mid	78.27	76.87	73.73
WTI	77.17	75.42	72.28

PRODUCTS

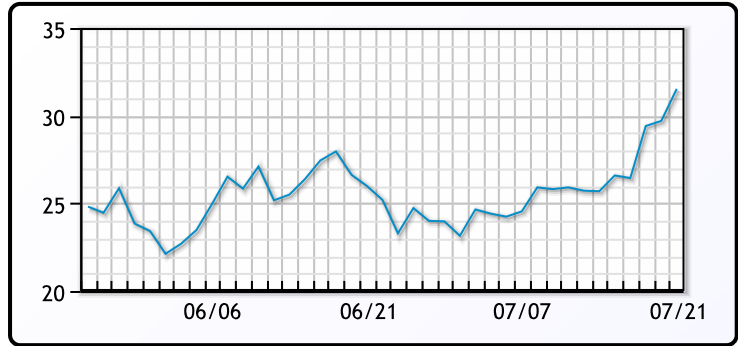
	Last	Week Ago	Month Ago
Gulf RBOB	274.67	255.12	260.91
Gulf ULSD	266.55	252.29	249.42
NYH RBOB	280.055	267.245	266.41
NYH ULSD	274.445	259.665	259.92
USGC 3%	71.375	70.375	66.125



3-2-1 Crack



Gulf 3-2-1 Crack



NGLs

MB

	Last	Week Ago	Month Ago
Butane	53.8	51.4	40.5
IsoButane	86.8	84.1	73.3
Natural Gasoline	143.5	140.8	132
Propane	67.3	63.6	58.1

CONWAY

	Last	Week Ago	Month Ago
Butane	75.8	72	62
IsoButane	102	95	80
Natural Gasoline	151	147	142
Propane	63.8	60.8	55.5

MB NON

	Last	Week Ago	Month Ago
Butane	78.8	76.4	65.5
IsoButane	86.8	84.1	73.3
Natural Gasoline	143.8	140.8	133
Propane	65.3	61.9	57.5

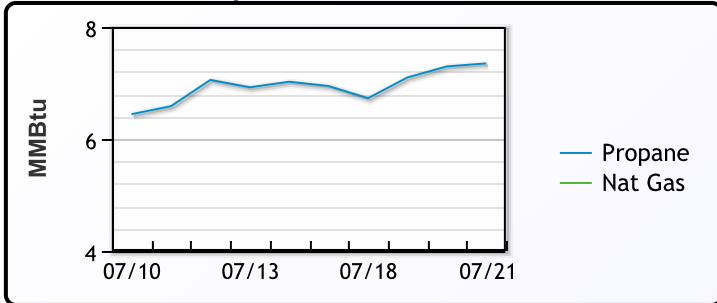
EDMONTON

	Last	Week Ago	Month Ago
Propane	48.8	45.8	39

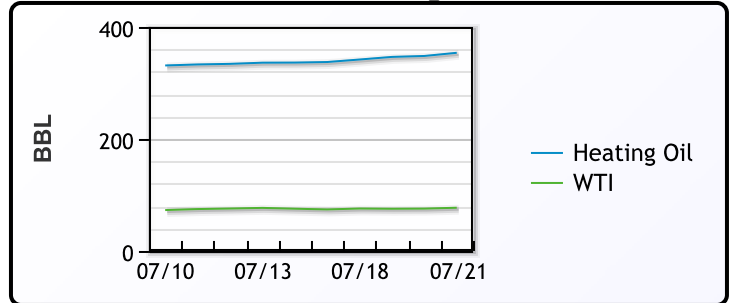
SARNIA

	Last	Week Ago	Month Ago
Propane	82.8	78.3	73

Propane MT.B Tet vs Nat Gas



WTI vs Heating Oil



FX

	Last	Change
CAD	1.3224	0.0052
DXY	101.071	0.191
Gold	1961.94	-7.59

RATES

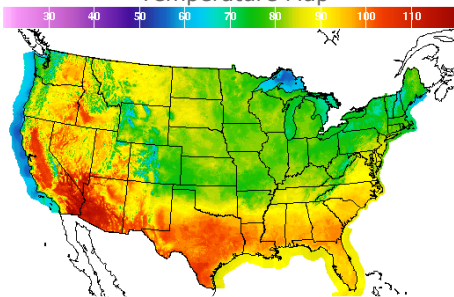
	Last	Change
US 2yr	4.8372	-0.0015
US 10yr	3.8349	-0.0154
CAN 10yr	3.412	-0.085

EQUITIES

	Last	Change
Nasdaq	14032.81	-30.5
TSX	1233.998	7.164
S&P 500	4536.34	1.47

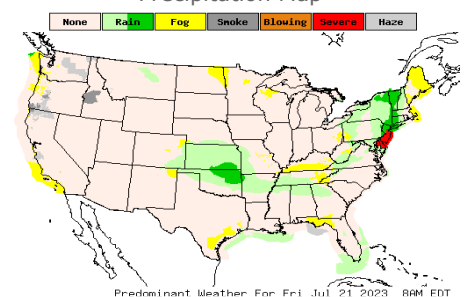
Weather Data

Temperature Map



City	HIGH °F	LOW °F
Calgary	83	54
Conway	81	57
Cushing	83	67
Denver	83	60
Houston	100	81
Mont Belvieu	97	79
Sarnia	74	59
Williston	87	62

Precipitation Map



This report has been prepared by PFL Petroleum Limited personnel for your information only and the views expressed are intended to provide market commentary and are not recommendations. This report is not an offer to sell or a solicitation of any offer to buy any security. The information contained herein has been compiled by PFL from sources believed to be reliable, but no representation or warranty, express or implied, is made by PFL Petroleum Limited, its affiliates or any other person as to its accuracy, completeness or correctness. Copyright 2017 PFL Petroleum Limited. All Rights Reserved