



MARKET DAILY

<https://www.pflpetroleum.com>
 1865 Veterans Park Dr. Suite 303
 Naples, Florida 34109
 Phone: 239-390-2885
 Fax: 239-949-0611
 Jul 20, 2023 7:11 PM

Major Energy Futures		
	Settle	Change
Brent	79.70	0.24
Gas Oil	768.75	20.25
Natural Gas	2.757	0.154
RBOB	274.32	2.27
ULSD	266.44	2.26
WTI	75.63	0.28

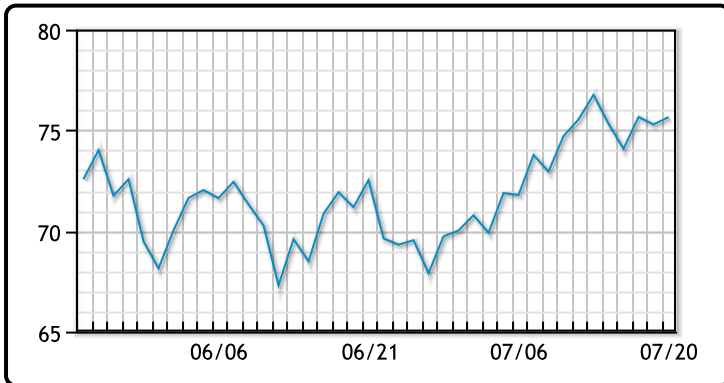
Market Commentary

On Thursday, oil prices settled slightly higher due to factors such as lower U.S. crude inventories and strong crude imports by China. West Texas Intermediate (WTI) crude gained 28 cents, or 0.4%, to settle at \$75.63 a barrel. Brent oil closed 24 cents higher to finish out the day at \$79.70, a gain of 0.3%. China recorded its highest-ever imports of discounted Russian crude oil in June, marking a significant milestone in their trade relations.

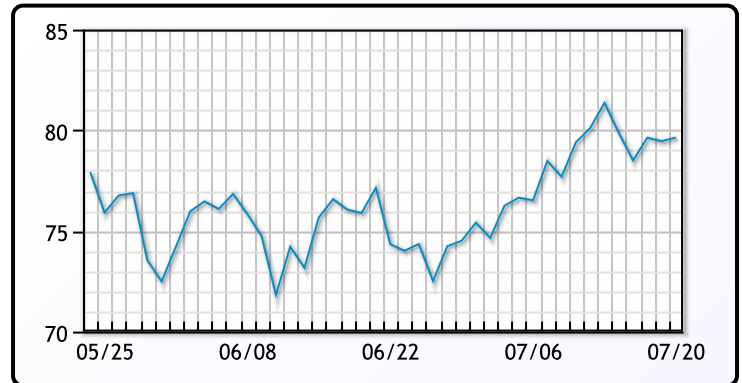
Looking forward, traders are watching closely as the U.S. Federal Reserve is anticipated to increase its benchmark overnight interest rate by 25 basis points, bringing it to 5.25%. The Fed does not seem to be done with raising interest rates just yet – time will tell.

Crude & Product Markets

WTI



BRENT



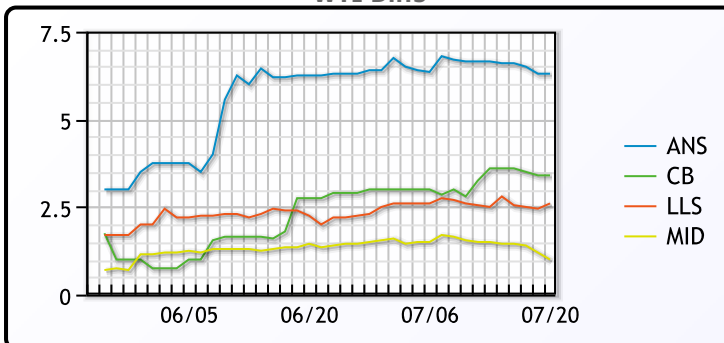
CRUDE

	Last	Week Ago	Month Ago
ANS	81.93	83.54	76.8
BLS	79.03	80.49	73.4
LLS	78.23	79.39	72.7
Mid	76.63	78.39	71.9
WTI	75.63	76.89	70.5

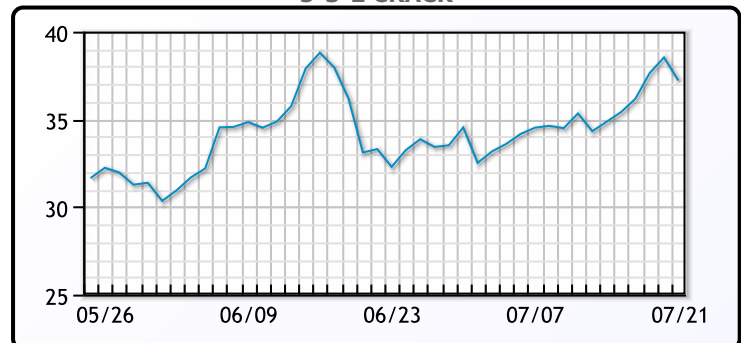
PRODUCTS

	Last	Week Ago	Month Ago
Gulf RBOB	268.07	258.86	255.97
Gulf ULSD	258.44	253.415	241.165
NYH RBOB	275.445	271.36	266.42
NYH ULSD	266.315	261.04	250.29
USGC 3%	70.375	70.875	65.875

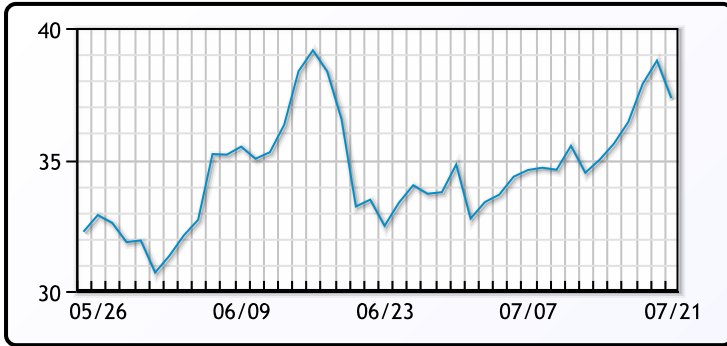
WTI Diffs



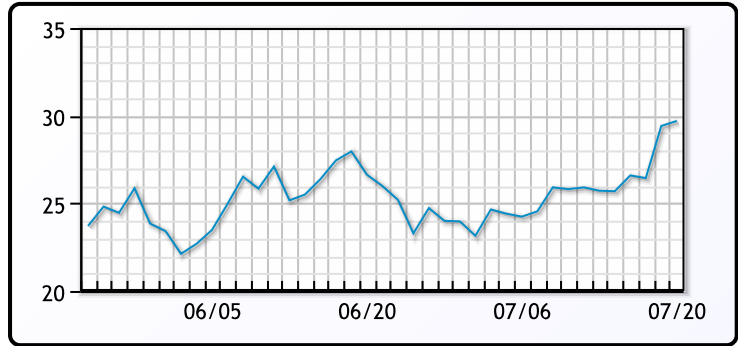
5-3-2 CRACK



3-2-1 Crack



Gulf 3-2-1 Crack



NGLs

MB

	Last	Week Ago	Month Ago
Butane	54.5	51.8	40
IsoButane	89.4	85.3	70.8
Natural Gasoline	143.5	144	132.5
Propane	67.3	64.3	57.3

CONWAY

	Last	Week Ago	Month Ago
Butane	76.3	75	60.9
IsoButane	100	95	73
Natural Gasoline	150	149.5	138
Propane	63.9	61.5	55

MB NON

	Last	Week Ago	Month Ago
Butane	79.5	76.8	65
IsoButane	89.4	85.3	70.8
Natural Gasoline	143.8	144	132.5
Propane	65.2	62.8	56.5

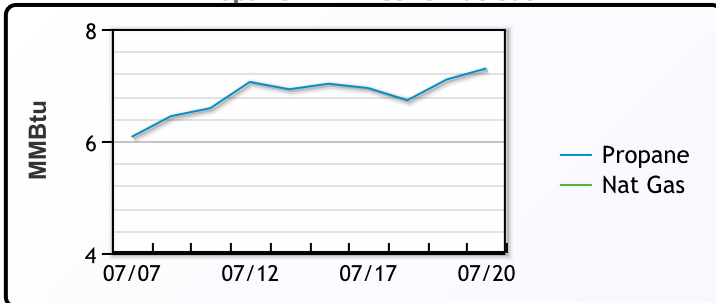
EDMONTON

	Last	Week Ago	Month Ago
Propane	48.9	46.5	37.5

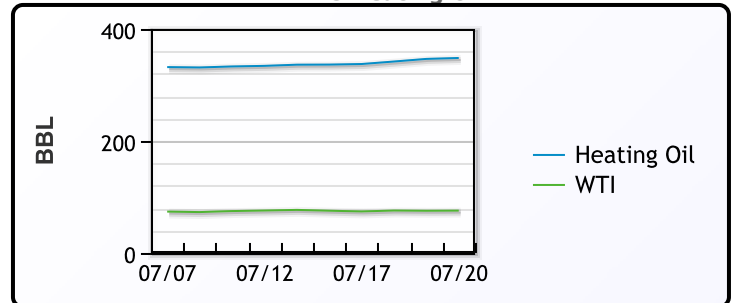
SARNIA

	Last	Week Ago	Month Ago
Propane	80	78.3	73

Propane MT.B Tet vs Nat Gas



WTI vs Heating Oil



FX

	Last	Change
CAD	1.3175	0.0003
DXY	100.88	0.599
Gold	1971.88	2.35

RATES

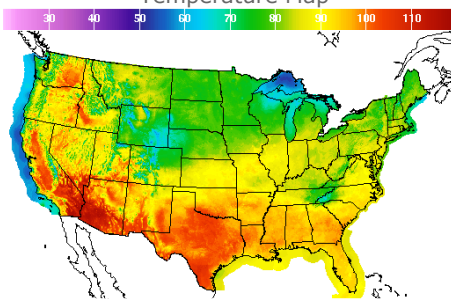
	Last	Change
US 2yr	4.8387	0.0727
US 10yr	3.8503	0.102
CAN 10yr	3.497	0.14

EQUITIES

	Last	Change
Nasdaq	14063.31	-294.71
TSX	1226.834	-2.182
S&P 500	4534.87	-30.85

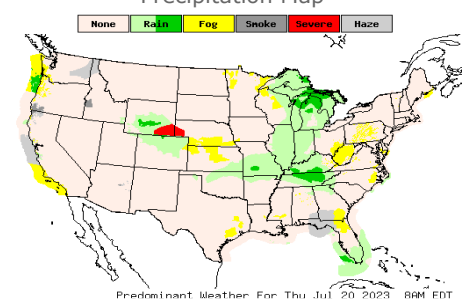
Weather Data

Temperature Map



City	HIGH °F	LOW °F
Calgary	81	50
Conway	78	55
Cushing	95	76
Denver	84	63
Houston	102	80
Mont Belvieu	96	78
Sarnia	83	63
Williston	81	56

Precipitation Map



This report has been prepared by PFL Petroleum Limited personnel for your information only and the views expressed are intended to provide market commentary and are not recommendations. This report is not an offer to sell or a solicitation of any offer to buy any security. The information contained herein has been compiled by PFL from sources believed to be reliable, but no representation or warranty, express or implied, is made by PFL Petroleum Limited, its affiliates or any other person as to its accuracy, completeness or correctness. Copyright 2017 PFL Petroleum Limited. All Rights Reserved