



MARKET DAILY

<https://www.pflpetroleum.com>
 1865 Veterans Park Dr. Suite 303
 Naples, Florida 34109
 Phone: 239-390-2885
 Fax: 239-949-0611
 Jul 19, 2023 7:43 PM

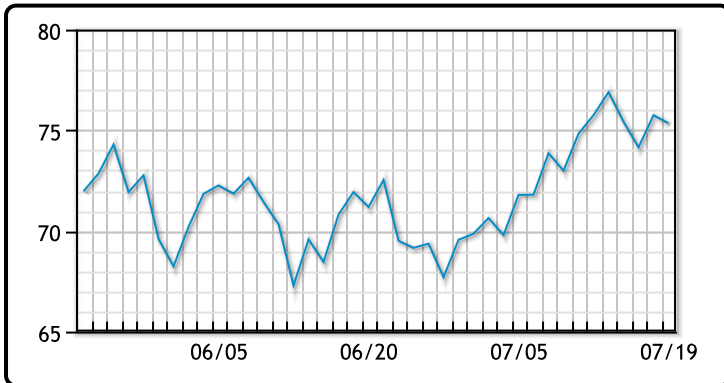
Major Energy Futures		
	Settle	Change
Brent	79.46	-0.17
Gas Oil	776.25	7.75
Natural Gas	2.603	-0.026
RBOB	272.05	2.61
ULSD	264.18	4.24
WTI	75.35	-0.4

Market Commentary

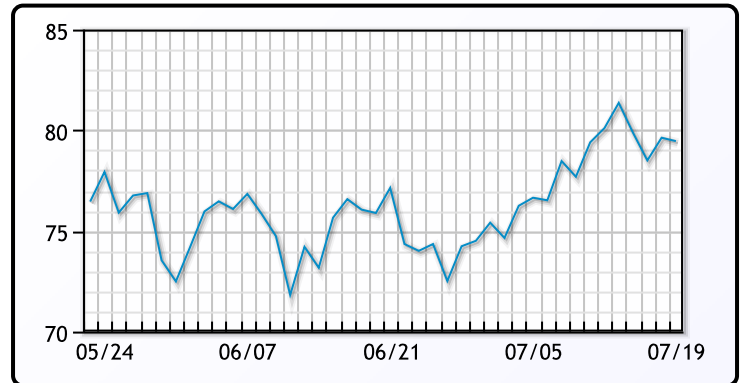
Oil futures reversed course and closed lower despite early gains on Wednesday after official U.S. data provided by The Energy Information Administration (EIA) showed that domestic commercial crude supplies fell significantly less than the market expected last week. Brent futures took a slight hit, sliding by 17 cents to reach \$79.46 per barrel while U.S. West Texas Intermediate (WTI) crude decreased by 40 cents to settle at \$75.35 per barrel. The EIA also reported that the gasoline inventories dropped by 1.1 million barrels, while distillate stockpiles remained mostly flat week over week.

Crude & Product Markets

WTI



BRENT



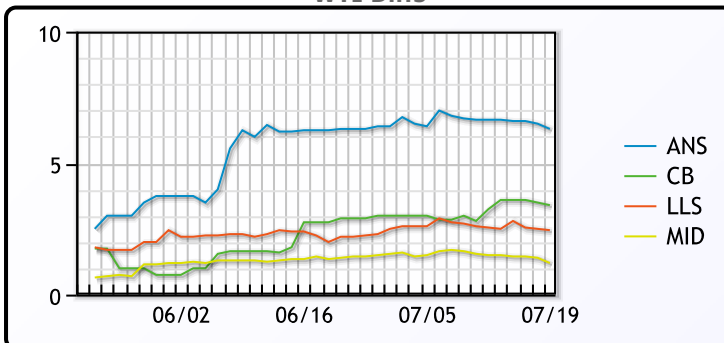
CRUDE

	Last	Week Ago	Month Ago
ANS	81.65	82.4	78.03
BLS	78.75	79	74.53
LLS	77.8	78.3	73.78
Mid	76.55	77.25	73.13
WTI	75.35	75.75	71.78

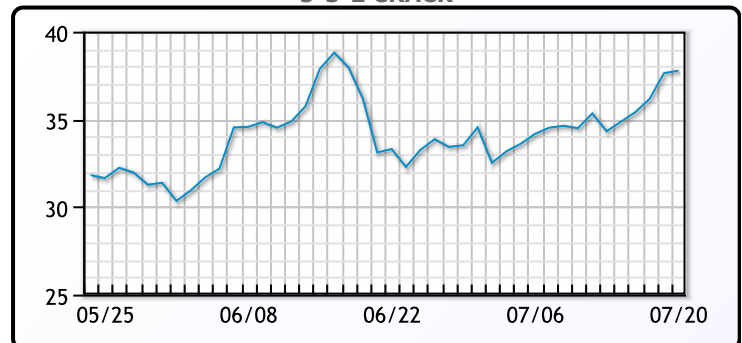
PRODUCTS

	Last	Week Ago	Month Ago
Gulf RBOB	264.05	258.95	264.55
Gulf ULSD	256.18	252.36	248.39
NYH RBOB	274.05	272.2	275.3
NYH ULSD	264.055	260.21	256.765
USGC 3%	70.125	69.375	68.125

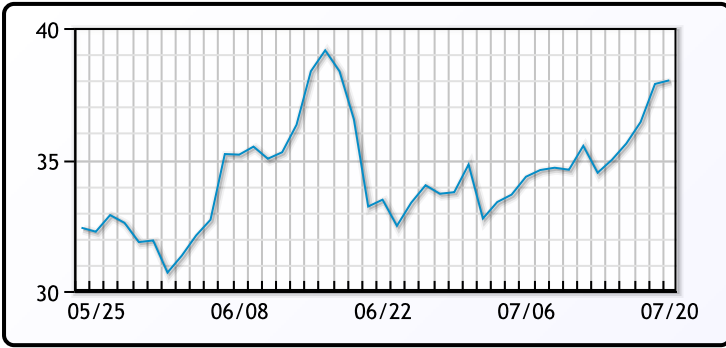
WTI Diffs



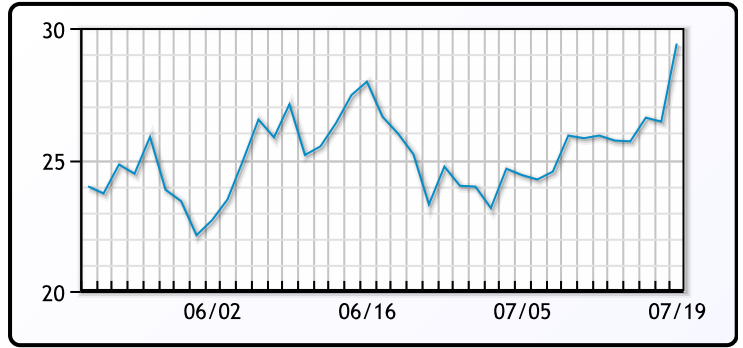
5-3-2 CRACK



3-2-1 Crack



Gulf 3-2-1 Crack



NGLs

MB

	Last	Week Ago	Month Ago
Butane	55	50.4	40.8
IsoButane	97	83.1	71.3
Natural Gasoline	141.5	141.3	134
Propane	66.8	63.4	57.8

CONWAY

	Last	Week Ago	Month Ago
Butane	76.8	72.3	62.8
IsoButane	103	95	73
Natural Gasoline	150	148	140
Propane	62.8	60.3	56.4

MB NON

	Last	Week Ago	Month Ago
Butane	80	75.4	65.7
IsoButane	97	83.1	71.3
Natural Gasoline	141.5	141.3	134
Propane	65	61.8	57.1

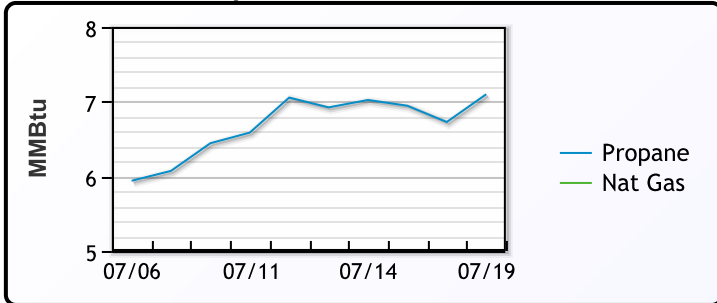
EDMONTON

	Last	Week Ago	Month Ago
Propane	47.8	45.3	38.4

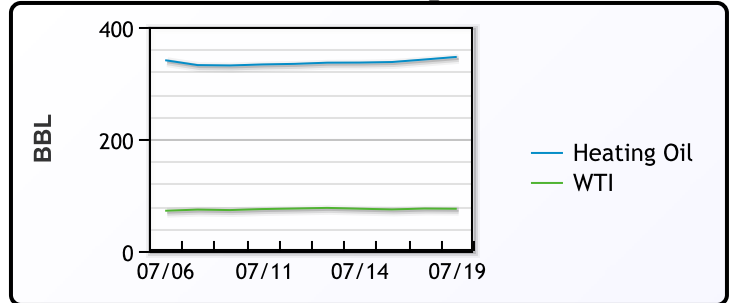
SARNIA

	Last	Week Ago	Month Ago
Propane	77	74.3	71.8

Propane MT.B Tet vs Nat Gas



WTI vs Heating Oil



FX

	Last	Change
CAD	1.3164	0
DXY	100.281	0.34
Gold	1977.52	0.88

RATES

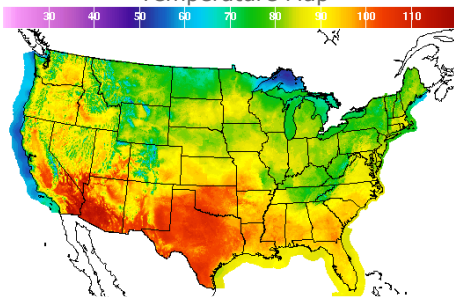
	Last	Change
US 2yr	4.766	0.0001
US 10yr	3.7483	-0.037
CAN 10yr	3.357	-0.021

EQUITIES

	Last	Change
Nasdaq	14358.02	4.38
TSX	1229.016	6.97
S&P 500	4565.72	10.74

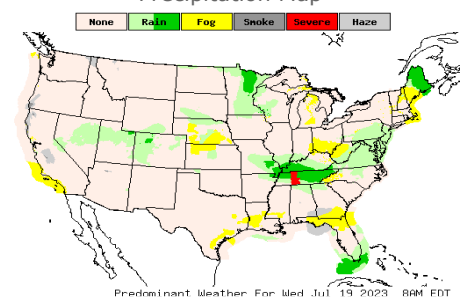
Weather Data

Temperature Map



City	HIGH °F	LOW °F
Calgary	76	51
Conway	73	55
Cushing	101	76
Denver	89	73
Houston	102	80
Mont Belvieu	95	80
Sarnia	77	59
Williston	72	58

Precipitation Map



This report has been prepared by PFL Petroleum Limited personnel for your information only and the views expressed are intended to provide market commentary and are not recommendations. This report is not an offer to sell or a solicitation of any offer to buy any security. The information contained herein has been compiled by PFL from sources believed to be reliable, but no representation or warranty, express or implied, is made by PFL Petroleum Limited, its affiliates or any other person as to its accuracy, completeness or correctness. Copyright 2017 PFL Petroleum Limited. All Rights Reserved