



MARKET DAILY

<https://www.pflpetroleum.com>
 1865 Veterans Park Dr. Suite 303
 Naples, Florida 34109
 Phone: 239-390-2885
 Fax: 239-949-0611
 Jul 18, 2023 6:24 PM

Major Energy Futures		
	Settle	Change
Brent	79.63	1.13
Gas Oil	756	-7.75
Natural Gas	2.629	0.117
RBOB	269.44	6.27
ULSD	259.94	3.52
WTI	75.75	1.6

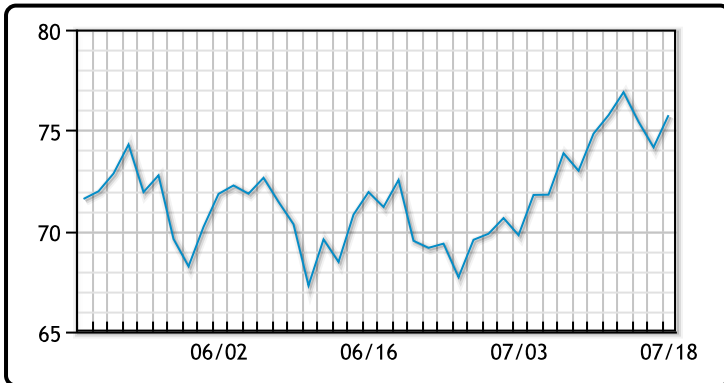
Market Commentary

Oil prices regained most of yesterday's losses amidst a pledge from the Chinese government to bolster consumption and recent U.S. data that suggests inflation has begun to consistently decelerate. Brent futures settled at \$79.63/barrel, up 1.4%, and WTI crude closed at \$75.75, up 2.2%. Brent's premium over WTI fell to its lowest since May. The lower premium reduces the likelihood of energy companies investing in shipping crude cargoes from the U.S. for export.

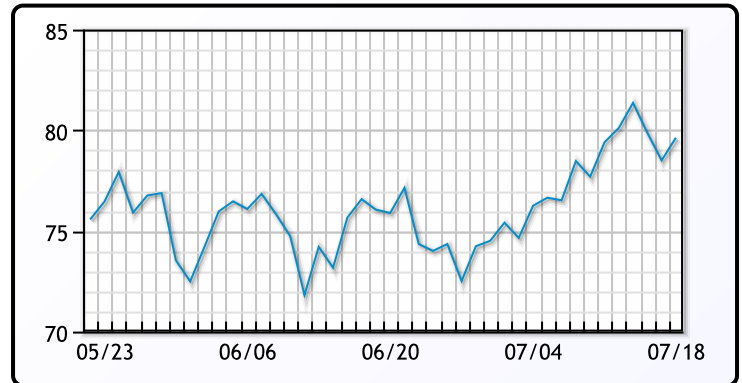
Looking forward, extreme weather conditions are expected to increase natural gas demand and an anticipated decrease in U.S. shale oil production for August may impact crude supply; the market awaits inventory data.

Crude & Product Markets

WTI



BRENT



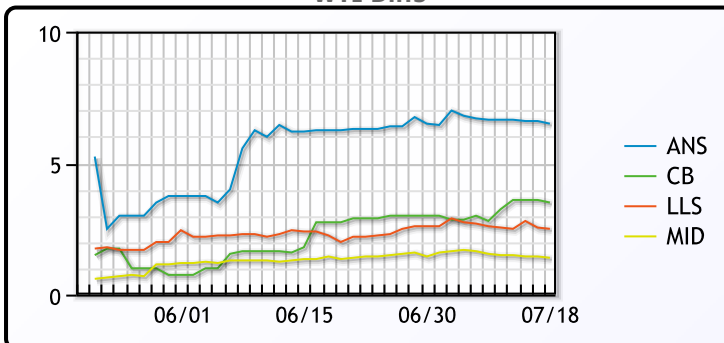
CRUDE

	Last	Week Ago	Month Ago
ANS	82.25	81.48	78.03
BLS	79.25	77.63	74.53
LLS	78.25	77.43	73.78
Mid	77.15	76.38	73.13
WTI	75.75	74.83	71.78

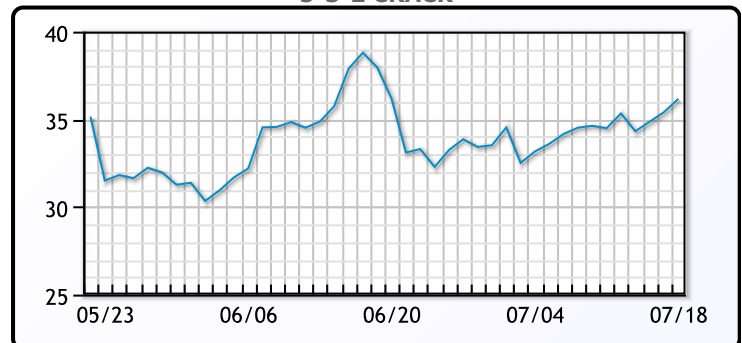
PRODUCTS

	Last	Week Ago	Month Ago
Gulf RBOB	260.94	255.52	264.55
Gulf ULSD	252.19	250.995	248.39
NYH RBOB	271.69	266.77	275.3
NYH ULSD	259.69	258.87	256.765
USGC 3%	69.625	68.625	68.125

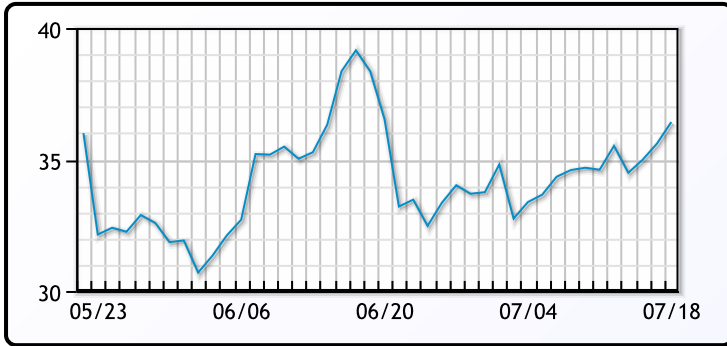
WTI Diffs



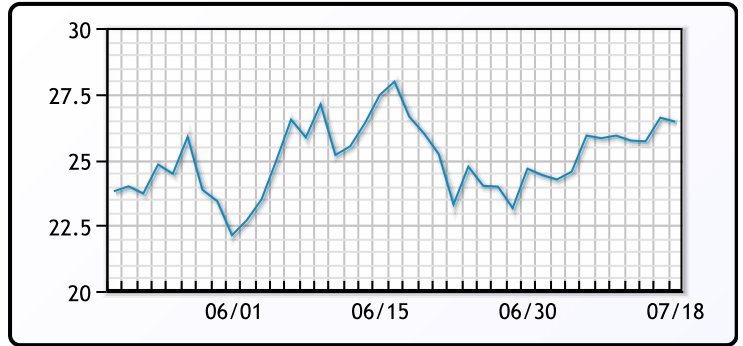
5-3-2 CRACK



3-2-1 Crack



Gulf 3-2-1 Crack



NGLs

MB

	Last	Week Ago	Month Ago
Butane	70.5	67	63.25
IsoButane	91.5	81.5	71.75
Natural Gasoline	139.3	138.5	134
Propane	64.625	64.5	58.125

CONWAY

	Last	Week Ago	Month Ago
Butane	73.5	68.5	63
IsoButane	97.5	89	75.5
Natural Gasoline	147	144.5	140
Propane	61.25	60.75	56.25

MB NON

	Last	Week Ago	Month Ago
Butane	77.5	74	66.25
IsoButane	91.5	81.5	71.75
Natural Gasoline	139.25	138.75	134.25
Propane	63.3	62.8	57.1

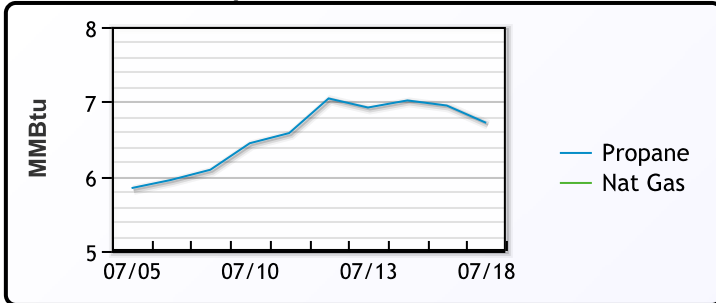
EDMONTON

	Last	Week Ago	Month Ago
Propane	46.5	45.8	38.4

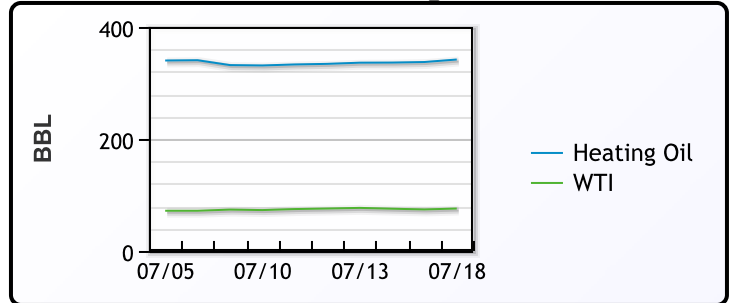
SARNIA

	Last	Week Ago	Month Ago
Propane	78.3	74.3	71.8

Propane MT.B Tet vs Nat Gas



WTI vs Heating Oil



FX

	Last	Change
CAD	1.3168	-0.0001
DXY	99.941	0.099
Gold	1978.99	0.27

RATES

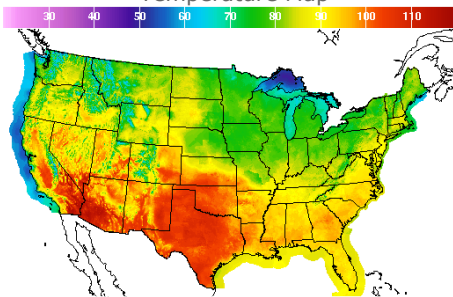
	Last	Change
US 2yr	4.7659	0.0235
US 10yr	3.7853	-0.0215
CAN 10yr	3.378	-0.022

EQUITIES

	Last	Change
Nasdaq	14353.64	108.69
TSX	1222.046	7.473
S&P 500	4554.98	32.19

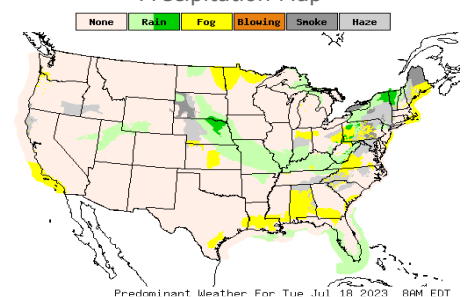
Weather Data

Temperature Map



City	HIGH °F	LOW °F
Calgary	73	50
Conway	70	52
Cushing	100	74
Denver	93	74
Houston	102	81
Mont Belvieu	97	79
Sarnia	73	57
Williston	83	59

Precipitation Map



This report has been prepared by PFL Petroleum Limited personnel for your information only and the views expressed are intended to provide market commentary and are not recommendations. This report is not an offer to sell or a solicitation of any offer to buy any security. The information contained herein has been compiled by PFL from sources believed to be reliable, but no representation or warranty, express or implied, is made by PFL Petroleum Limited, its affiliates or any other person as to its accuracy, completeness or correctness. Copyright 2017 PFL Petroleum Limited. All Rights Reserved