



# MARKET DAILY

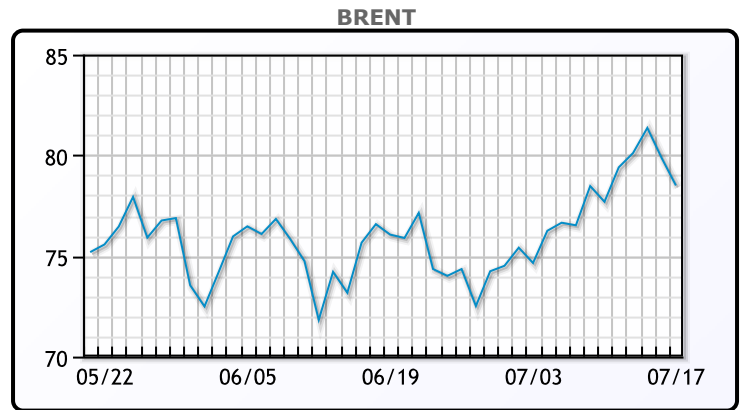
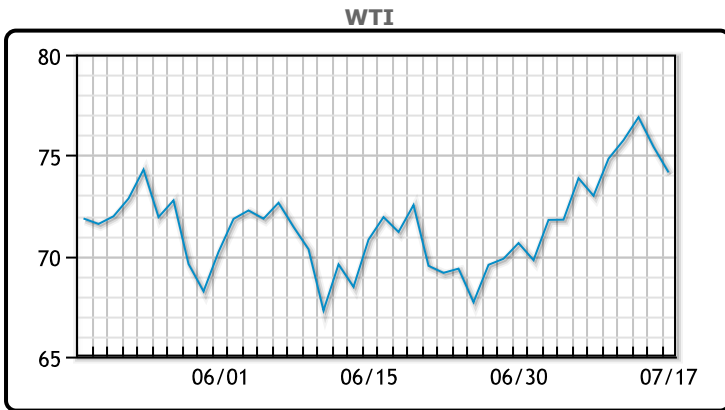
<https://www.pflpetroleum.com>  
 1865 Veterans Park Dr. Suite 303  
 Naples, Florida 34109  
 Phone: 239-390-2885  
 Fax: 239-949-0611  
 Jul 17, 2023 6:10 PM

Major Energy Futures		
	Settle	Change
Brent	78.5	-1.37
Gas Oil	748.25	-0.25
Natural Gas	2.512	-0.027
RBOB	263.17	-1.2
ULSD	256.42	-3.37
WTI	74.15	-1.27

**Market Commentary**

Oil prices fell over 1.5% due to Chinese economic growth data coming in below expectations, raising concerns about oil demand and the Chinese economy as a whole. As doubts emerged about inflated demand, the pace of hedge fund buying slowed down. Brent crude settled at \$78.50/barrel, down 1.7%, and U.S. West Texas Intermediate crude closed at \$74.15, down 1.7%. The restart of Libyan output and planned Russian supply cuts added to the pressure. Additionally, U.S. shale oil production is expected to decline in August for the first time since December 2022.

## Crude & Product Markets

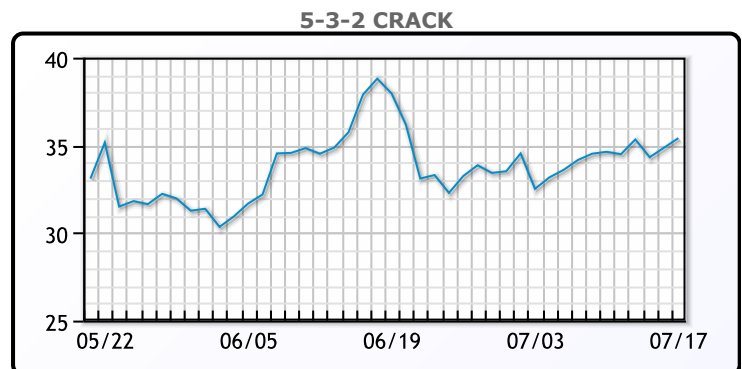
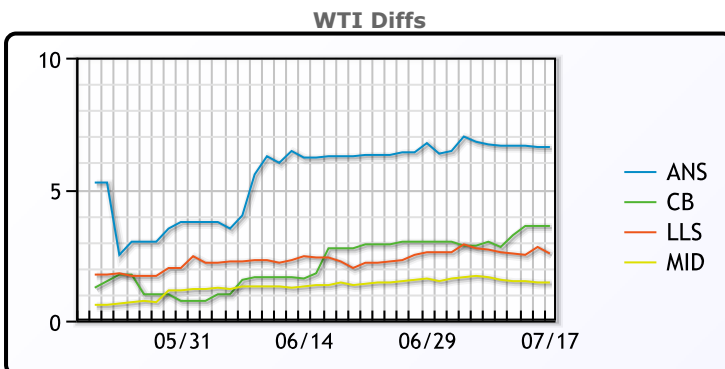


**CRUDE**

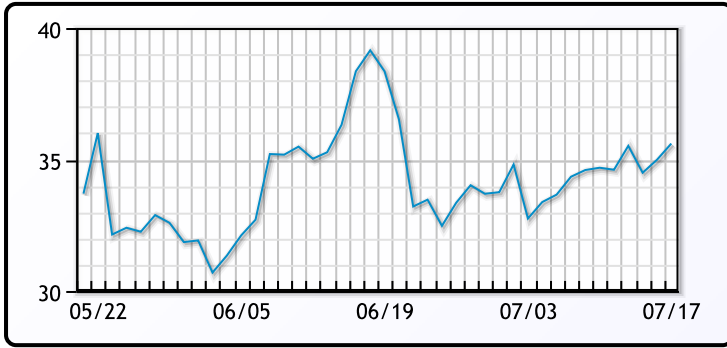
	Last	Week Ago	Month Ago
ANS	80.75	79.69	78.03
BLS	77.75	75.99	74.53
LLS	76.7	75.69	73.78
Mid	75.6	74.64	73.13
WTI	74.15	72.99	71.78

**PRODUCTS**

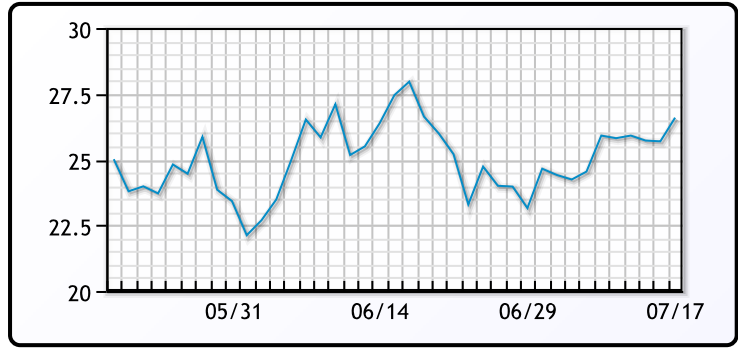
	Last	Week Ago	Month Ago
Gulf RBOB	254.67	250.085	264.55
Gulf ULSD	248.67	248.07	248.39
NYH RBOB	265.67	264.96	275.3
NYH ULSD	256.17	256.32	256.765
USGC 3%	68.625	68.125	68.125



**3-2-1 Crack**



**Gulf 3-2-1 Crack**



**NGLs**

**MB**

	Last	Week Ago	Month Ago
Butane	68	62	63.25
IsoButane	90	76.5	71.75
Natural Gasoline	136.5	133.3	134
Propane	61.5	60.25	58.125

**CONWAY**

	Last	Week Ago	Month Ago
Butane	70.5	65	63
IsoButane	97	83	75.5
Natural Gasoline	145	142	140
Propane	58.5	56.5	56.25

**MB NON**

	Last	Week Ago	Month Ago
Butane	75	69	66.25
IsoButane	90	76.5	71.75
Natural Gasoline	137	132.75	134.25
Propane	59.9	58.9	57.1

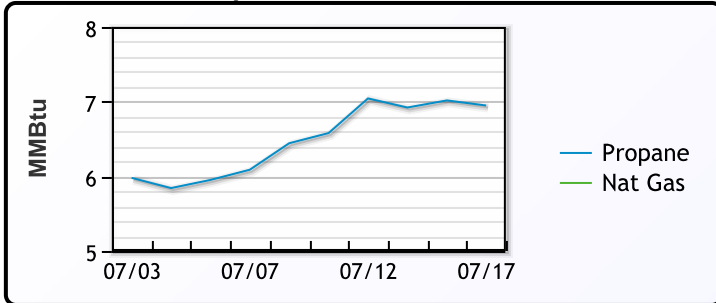
**EDMONTON**

	Last	Week Ago	Month Ago
Propane	43.8	42	38.4

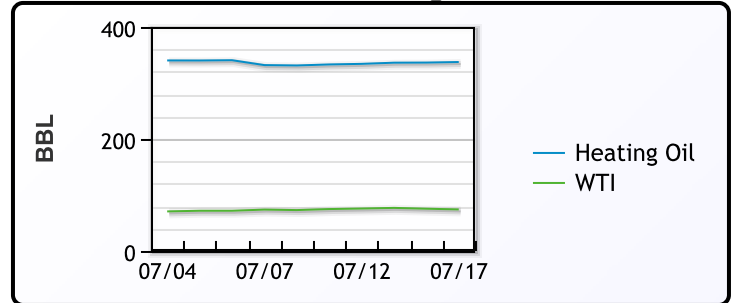
**SARNIA**

	Last	Week Ago	Month Ago
Propane	78.3	74.3	71.8

**Propane MT.B Tet vs Nat Gas**



**WTI vs Heating Oil**



**FX**

	Last	Change
CAD	1.3198	-0.0001
DXY	99.888	-0.026
Gold	1954.82	-0.22

**RATES**

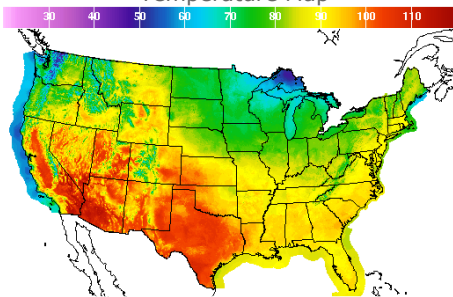
	Last	Change
US 2yr	4.7424	-0.0232
US 10yr	3.8068	-0.0254
CAN 10yr	3.4	0.033

**EQUITIES**

	Last	Change
Nasdaq	14244.95	131.25
TSX	1214.573	-3.001
S&P 500	4522.79	17.37

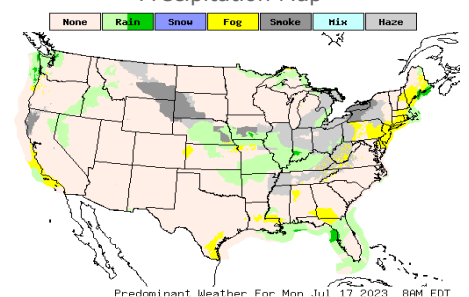
**Weather Data**

**Temperature Map**



City	HIGH °F	LOW °F
Calgary	78	52
Conway	74	49
Cushing	93	71
Denver	96	70
Houston	103	81
Mont Belvieu	98	80
Sarnia	77	59
Williston	79	52

**Precipitation Map**



This report has been prepared by PFL Petroleum Limited personnel for your information only and the views expressed are intended to provide market commentary and are not recommendations. This report is not an offer to sell or a solicitation of any offer to buy any security. The information contained herein has been compiled by PFL from sources believed to be reliable, but no representation or warranty, express or implied, is made by PFL Petroleum Limited, its affiliates or any other person as to its accuracy, completeness or correctness. Copyright 2017 PFL Petroleum Limited. All Rights Reserved